



Ministry of Trade & Industry



Investment Opportunities Fact Sheets

Industrial Modernisation Center



Actions taken by Ministry of trade & industry to encourage dependence on national industry and import substitution

Targeted investment opportunities

In line of the comprehensive economic reform that we're applying, Egypt is living a stage of seizing opportunities, that's why the investment opportunities became on the top of that stage to achieve Egypt's Vision 2030.

Based on this vision The industrial sector is considered one of the main pillars, that's why it was important to have a comprehensive map of what The Egyptian industrial sectors and their sub-sectors possess for local manufacturing that contribute to attract industrial investments for strategic products and encourages dependence on the national industry,

Which contributes in increasing the value add, reducing the trade balance deficit, and Job creation opportunities.

Based on this importance, the Industrial Modernization Center (IMC) came up with a Comprehensive analysis of items that have an impact on reducing the trade balance deficit with the possibility of localization and the presence of a strong industrial base capable of achieving target.

The results was 80 promising investment opportunities that contribute to attracting new Egyptian or foreign Direct investments (FDI) that shall contribute to place Egypt among the list of countries with industrial self-sufficiency, especially in light to improve the investment climate in general.

The list of suggested investment opportunities includes a comprehensive analysis of strategic products (intermediate Product - Final product), also it presents the available investment incentives, and provides a comprehensive study of the targeted local market, the enablers, and the most important attractions.

Selection criteria:

- Products that contribute to increasing the added value in the local industry (whether finished or intermediate).
- Products that significantly affect the trade balance deficit.
- Products that have opportunities for growth.

Each investment opportunity included:

- The size of the gap in the trade balance
- Product type (intermediate - final product)
- A careful study of the local market for the target product and its need
- A map of Egypt's imports and global imports of the target product
- Targeted traditional markets
- The advantage gained from investing in Egypt as a window to the Middle East and African markets
- Opportunity type (expansion/new investment)
- The most important Egyptian producing companies and global investors with technology-targeted products

The Industrial Modernization Center (IMC) has conceived an action plan for promoting investment opportunities and the concerned parties.

Sector	Investment opportunities	Product input/Final Product	Investment type	
Furniture	Plywood	Product Input	Expansions/New investments	4
	Medium Density Fiberboard (MDF)	Product Input	Expansions/New investments	6
Medical	Cancer Medication manufacturing	Final Product	New investments	8
	Active Pharmaceutical ingredients (APIs)	Product Input	New investments	10
	Diagnostic & Laboratory Reagents	Final Product	New investments	12
	Cosmetics Manufacturing (Skin Care products and Beauty Make-up)	Final Product	Expansions/New investments	14
Food & Agro	Food Preparation	Product Input	Expansions	16
	Dairy Products	Product Input	Expansions	18
	MAPs & Essential Oils	Product Input	Expansions	20
	Manufacture of Dates and Date Products	Product input/final product	New investments	22
	Manufacture of Dried Onions	Product input/final product	New investments	24
	Manufacture of Dried Fruits	Product input/final product	New investments	26
Textile	Synthetic Filament Yarn	Product Input	Expansions	28
	Knitted Fabrics	Product input/final product	Expansions	30
	Denim	Product input/final product	Expansions	32
	Woven Fabrics	Product input/final product	Expansions	34
	Writing and Printing Paper	Product input/final product	New investments	36
	Paper Pulp (Non wood Fibers)	Product Input	New investments	38
	Aseptic Bags (Tetra Packaging)	Product Input	New investments	40
	Printing plate manufacturing	Product Input	New investments	42
Chemical	Rubber Tubes, pipes and hoses	Final Product	Expansions	44
	Rubber Conveyor and transmission belts	Product input/final product	Expansions/New investments	46
	Rubber vehicle spare parts	Product input/final product	New investments	48
	Petrochemicals Complex - Poly Propylene (PP)	Product Input	Expansions	50
	Petrochemicals Complex – Poly Vinyl Chloride (PVC)	Product Input	Expansions	52
	Petrochemicals Complex - Low Density Poly Ethylene (LDPE)	Product Input	Expansions	54
	Petrochemicals Complex - High Density Poly Ethylene (HDPE)	Product Input	Expansions	56
	Petrochemicals Complex - General Purpose Poly Styrene (GPPS)	Product Input	Expansions	58
	Petrochemicals Complex – Poly Urethane (PU)	Product Input	Expansions	60
	Petrochemicals Complex - Polycarbonate (PC)	Product Input	New investments	62
	Petrochemicals Complex -Polyether	Product Input	New investments	64
	Industrial rubber (Latex)	Product Input	New investments	66
	Petrochemicals Complex - Poly Vinyl Acetate (PVA)	Product Input	Expansions	68
	Petrochemicals Complex - Plastic Resin	Product Input	Expansions	70
	Acronitril Butadiene Styrene (ABS)	Product Input	New investments	72
	Petrochemicals Complex - Polyamide Nylon	Product Input	New investments	74
	Tires	Final Product	Expansions/New investments	76
	Detergents	Final Product	Expansions	78
	Titanium dioxide	Product Input	New investments	80
	Anti-knock additives for mineral oils	Product Input	Expansions	82
Organic colors	Product Input	Expansions	84	

Chemical	Lithium batteries	Product input/Final Product	New Investments	86
	Sodium carbonate	Product Input	New Investments	88
	Paints and varnishes in a non-aqueous solution base	Final product	Expansions	90
	Glass tableware	Final Product	Expansions	92
	Non-ionic organic surface active agents	Product Input	New Investments	94
	Ferrous oxide	Product Input	New Investments	97
	Silicon	Product Input	New Investments	98
	Epoxy	Final Product	Expansions	100
	Sorbitol	Product Input	Expansions	102
	Acrylic Plastic	Product Input	New Investments	104
	Poly ethylene glycol	Product Input	New Investments	106
	Printing inks	Product Input	Expansions	108
	Amino resins	Product Input	Expansions	110
Building Material	Steel Sheet Metal	Product Input	Expansions /New Investments	112
	Stainless steel	Product Input	New Investments	114
	Tube or pipe fittings	Product Input	Expansions /New Investments	116
	Screws, bolts, nuts	Product Input/ Final Product	Expansions /New Investments	118
	Seamless pipes	Product Input/ Final Product	New Investments	120
	sections of iron	Product Input	Expansions /New Investments	122
Engineering	Cell Phones	Final Product	Expansions / New Investments	124
	Taps and mixers for domestic	Final Product	Expansions / New Investments	126
	Pumps	Final Product	Expansions / New Investments	128
	Compressors	Product Input	New Investments	130
	Parts and accessories of bodies for tractors	Product Input	Expansions / New Investments	132
	Tractors	Final Product	Expansions / New Investments	134
	Electric Motors and Engines	Product Input/ Final Product	Expansions / New Investments	136
	Solar Cells "photovoltaic cells, PV"	Product Input	New Investments	138
	Chillers	Final Product	Expansions / New Investments	140
	Tablets	Final Product	Expansions / New Investments	142
	Industrial valves (check "non-return" valves)	Final Product	Expansions / New Investments	144
	Household dishwashing machines	Final Product	New Investments	146
	(Parts of household or laundry-type washing machines)	Product Input	Expansions / New Investments	148
	Table, kitchen or other household ware	Final Product	Expansions / New Investments	150
	Boilers	Final Product	Expansions / New Investments	152
	Thermostats	Product Input	New Investments	154
	Injection molds for rubber or plastics	Product Input	Expansions / New Investments	156
	Oil or petrol-filters for internal combustion engines	Product Input	Expansions / New Investments	158
	Locks of base metal for Furniture	Product Input	Expansions / New Investments	160
	Furniture accessories	Product Input	Expansions / New Investments	162
Printed circuits board (PCB)	Product Input	Expansions / New Investments	164	

Investment Opportunity Fact Sheet

Plywood

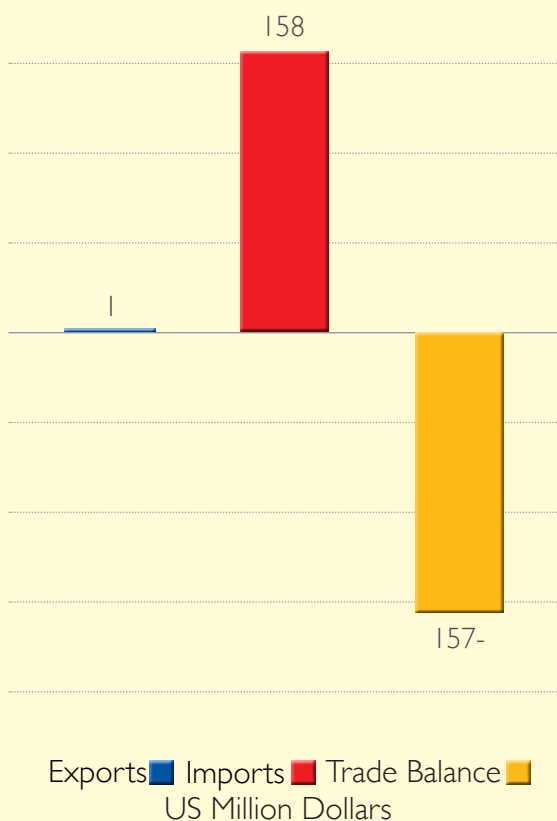
Objective:

The primary objective is to bridge the huge gap in demand for Plywood in the domestic market and which are covered by imports from many countries, especially (Russia Federation , China , Brazil , Indonesia) and main Raw material and component for Furniture Sector in Egypt with opportunity for local and export market

Enablers:

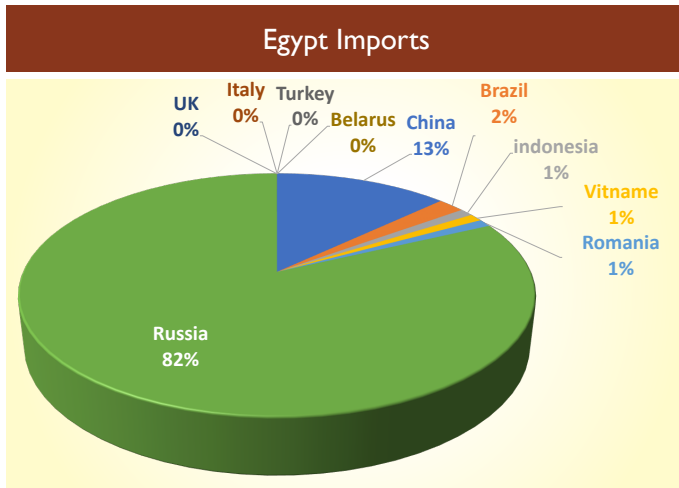
- Raw Material: Solid Natural Wood (logs), veneer sheets used in the manufacture of plywood and other production supplies like glue and pin.
- The Value size for Plywood imports in 2020 has reached 158 million US dollars.
- This project is complementary to the Furniture industry in Egypt.

Trade Balance



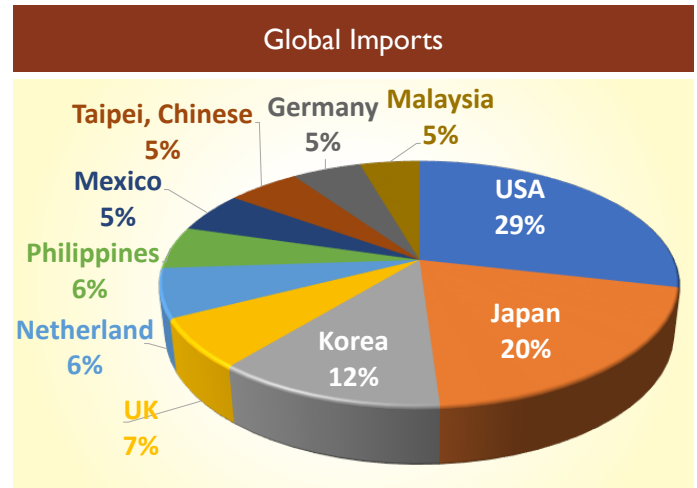
Egypt Imports:

Egypt Imported Plywood during 2020, with a value of 158 million US dollars 82% of which came from the Russian Federation, 13% from China, 2% from Brazil, and the rest from other countries.



Global Imports:

Global imports of Plywood reached during 2020 with a value of 5 US billion dollars including 29% of global imports to the United States of America, and the rest, respectively (Japan - Korea - United Kingdom - Netherlands - Philippines - Mexico and other countries).



Market Opportunities

Regional Market:

- Estimated Market size of Furniture Industry will reach from 2.3 billion US dollars to 4.7 billion US dollars in 2021 - 2022
- Egypt contains 120, 000 establishments, 82 % of them specialized in production wood based furniture that require mainly natural wood, plywood, veneer and MDF.
- Egypt has few factories producing plywood with total yearly capacity of 98,868 m3
- Total market demand size has reached 404,326 m3 in 2020 with possibility of increase.
- The investment opportunities introduced herein focus on two broad investments;
- Increase and enhance local investment in plywood
- Efficient import to export from international markets for plywood

Potential Export Market:

- First Priority(Middle East):
- (United Arab Emirates - Saudi Arabia - Iraq - Jordan Kuwait)
- Second Priority(North Africa):
- (Morocco - Algeria -Tunis)

Refernces:

Trade Map Website, Furniture development & Export Strategy, Makary BCG

A detailed technical feasibility study should be prepared for this opportunity

Investment Opportunity Fact Sheet

Medium Density Fiberboard (MDF)

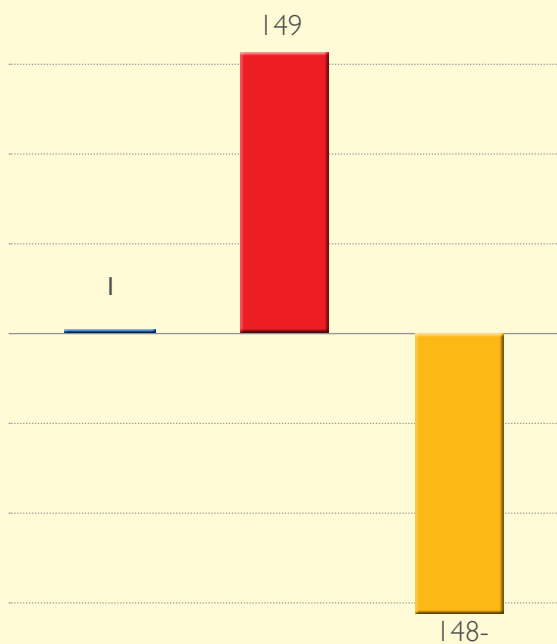
Objective:

The primary objective is to bridge the huge gap in demand for MDF in the domestic market and which are covered by imports from many countries, especially (Thailand, Indonesia, Turkey and China), and main Raw material and component for Furniture Sector in Egypt with opportunity for local and export market.

Enablers:

- Raw Material: Agricultural Waste like Bagasse , Palm trees , Wood Sawdust and Trees planted in arboreal forests and cultivated on treated sewage water also Urea formaldehyde
- The Value size for MDF imports has reached 149 million US dollars for 2020 with total of 221 thousand Tons.
- The global demand for MDF panels has exceeded 9 billion in 2020 US dollars.
- This project is complementary to the Furniture industry in Egypt.

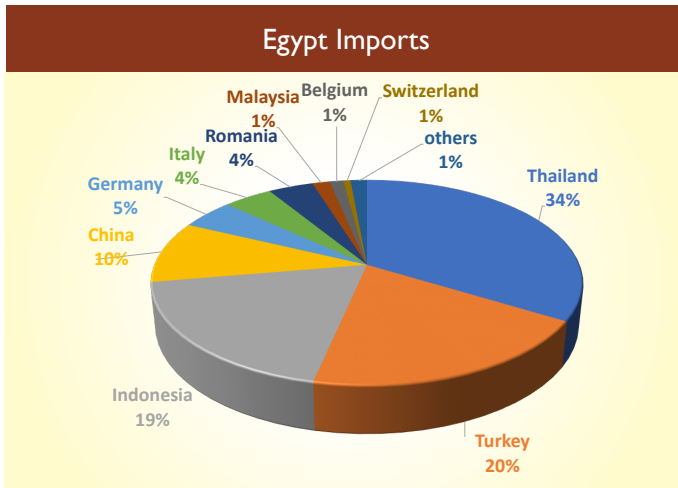
Trade Balance



Exports ■ Imports ■ Trade Balance ■
US Million Dollars

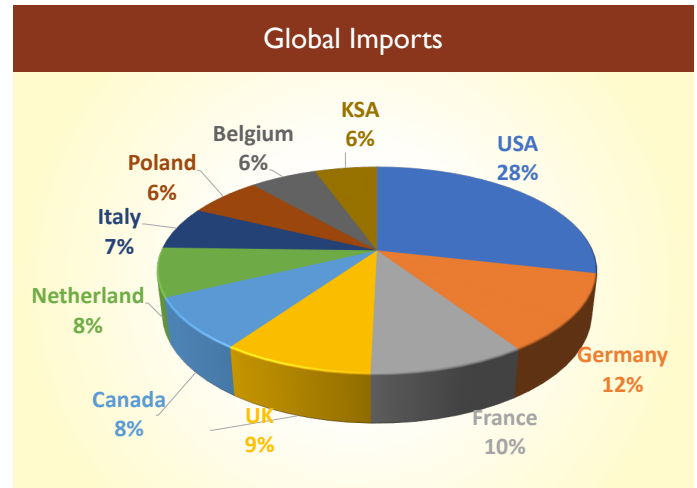
Egypt Imports:

Egypt Imported Medium Density Fibreboard during 2020, with a value of 149 million US dollars from respectively (34% from Thailand, 20% from Turkey, 19% from Indonesia, 10% from China, 5% from Germany, 4% from Italy, 4% from Romania and the rest from other countries)



Global Imports:

Global imports of MDF wood reached 9 billion US dollars. During 2020, including 28% of global imports to the United States of America, which are respectively (Germany - France - United Kingdom - Canada - Netherlands - Italy - Poland - - Belgium - Saudi Arabia and other countries).



Market Opportunities

Regional Market:

- Estimated Market size of Furniture Industry will reach from 2.3 billion US dollars to 4.7 billion US dollars in 2021 - 2022
- Egypt contains 120, 000 establishments, 82 % of them specialized in production wood based furniture that request mainly natural wood, plywood, veneer and MDF.
- Egypt's have only one Factory "Naga Hamady Fiber Board " with total Maximum Capacity 90,000 m3 that produce from Bagasse and will not able to meet more than 10% of the actual demand locally, and therefore the percentage The largest is imported from abroad
- Egypt Imports 200thousand Tons per year and the demand can reached from 300,000m3 to 700,000 m3
- Egypt contains 120, 000 establishments, 82 % of them specialized in production wood based furniture that require mainly natural wood, plywood, veneer and MDF.

Potential Export Market:

- First Priority(Middle East):
 - (United Arab Emirates - Saudi Arabia - Iraq - Jordan Kuwait)
- Second Priority(North Africa):
 - (Morocco - Algeria -Tunis)

Refernces:

Trade Map Website, Furniture development & Export Strategy, Makary BCG
A detailed technical feasibility study should be prepared for this opportunity



Investment Opportunity Fact Sheet

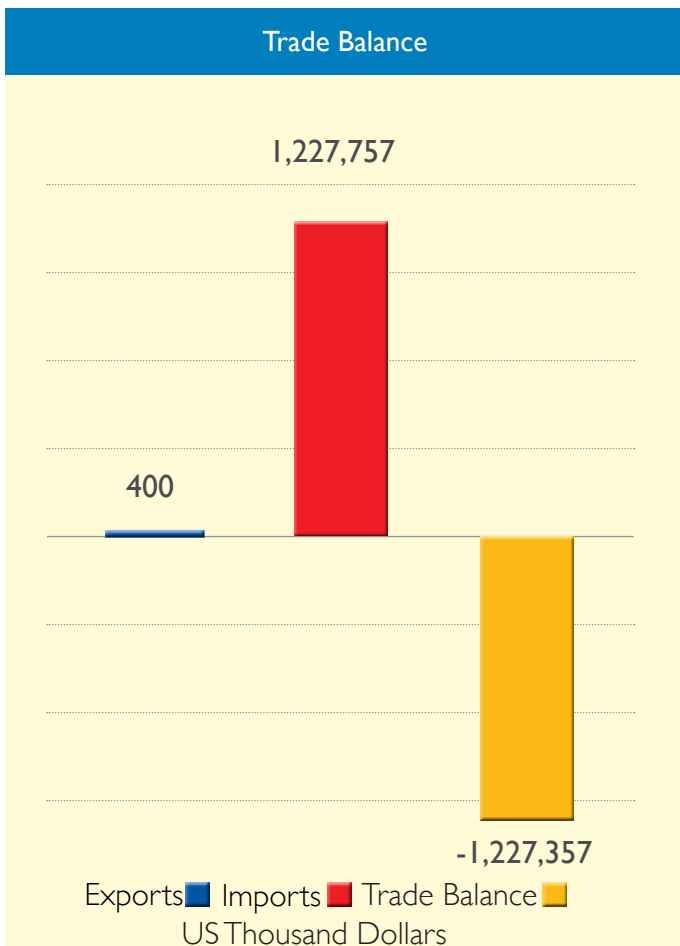
Cancer medication Manufacturing

Objective:

- Localizing the manufacture of oncology medicines and other medicines that depend on high technology, as Egypt relies significantly on importing these medicines.
- Reducing the import bill, as the volume of Egypt's import of oncology and organ transplantation medicines, artificial plasma derivatives amounted to about \$ 1.2 billion in 2018, and oncology medicines represented about 55% of these imports (1).
- Cover the local market needs and export.

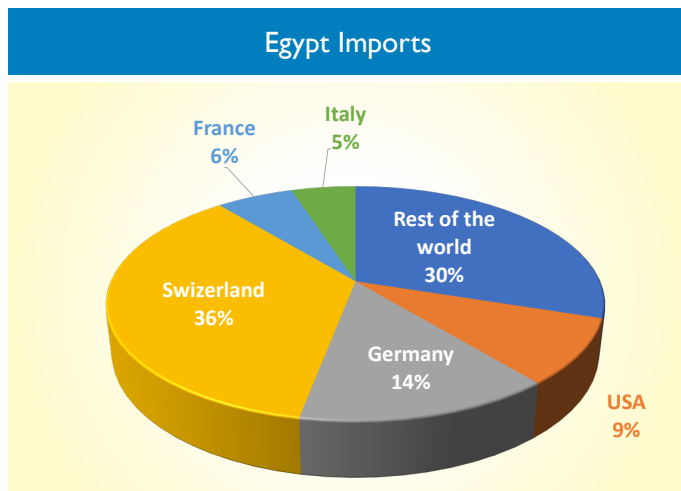
Enablers:

- Egypt's dependence on importing these medications and the limited local manufacturing.
- The global demand increase for these medications, as the global demand for medicines reached 1.3 trillion dollars in 2020 (2).
- In Egypt, The incidence rate of cancer has been risen to reach 134,632 during year 2020, according to World Health Organization statistics (3).
- Increase in the incidence of cancer worldwide, the volume of injuries reached about 18 million cases and 9.5 deaths worldwide, and there is an expectation that the number of cancer cases will increase to reach 29.5 million cases by 2040 (4).
- Egypt's strategic location and its enjoyment with multiple trade agreements that provide access to Africa, many European countries and Latin American.



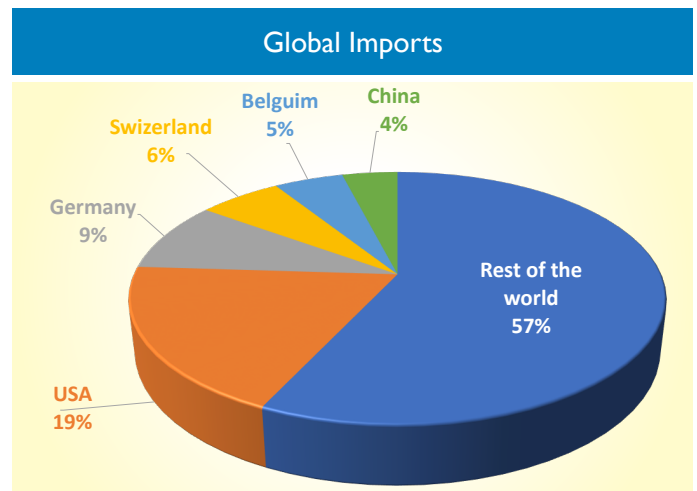
Egypt Imports:

Egypt imported around \$ 1.2 Billion USDs from medications consisting of mixed or unmixed products for therapeutic or prophylactic purposes like cancer, artificial plasma derivatives, and organ transplantation medications. Switzerland, Germany, the United States of America, France and Italy are among the top five countries from which it is imported. Cancer medications represent 55% of these imports.



Global Imports:

The total global imports of medications consisting of mixed or unmixed products for therapeutic or preventive purposes in measured doses amounted to about \$ 334 billion during the year 2020. India, Italy, Germany, the United States of America and Germany are among the five largest importing countries



Market Opportunities

Regional Market:

- The pharmaceutical market in Egypt reached \$5.1 billion by the end of 2020 (5).
- Egypt's domestic pharmaceutical industry is strong with the presence of 150 pharmaceutical factories that comply with the principles of good manufacturing for the World Health Organization "cGMP", 40 factories under construction and 1200 toll manufacturing companies.
- Total investment in Pharmaceutical sector reached around \$ 5 billion by the end of 2020 (6).
- Currently there is an investment in 3 oncology and bio similar factories in Egypt.
- The expected growth rate for pharmaceutical market is \$ 9 billion by 2023, with a CAGR of 17.8% (5).

- Egypt is one of the largest producers and consumers of medicines in the Middle East, accounting for 30% of the Middle East and North Africa, due to its large population (about 102 million).

Potential Export Market:

- African countries
- GCC and Arab countries
- CIS countries

References:

Source: (1) Trade Map, (2) Pharma 2020:the vision- PWC, (3) WTO Globcon 2020,(4) world agency for research on cancer, (5) IQIVIA Report 2019,202,(6) Export Council for Medical Industries

"This investment opportunity should be further verified by a detailed feasibility study"



Investment Opportunity Fact Sheet

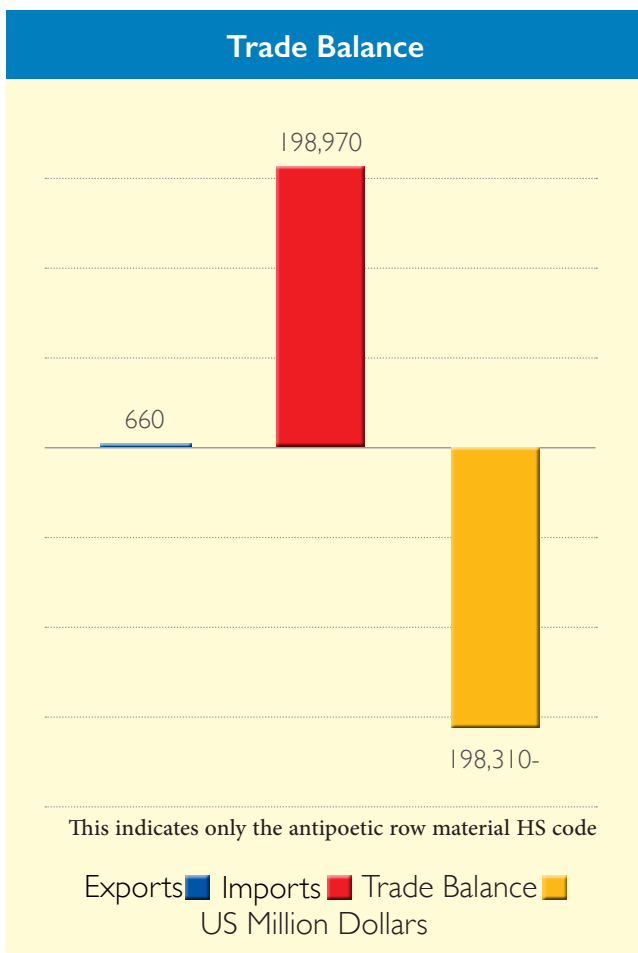
Pharmaceutical Raw Materials (Active and Inactive Ingredients)

Objective:

- Localizing the pharmaceutical raw materials industry, as the pharmaceutical industry in Egypt depends on importing pharmaceutical raw materials from many countries, especially China and India.
- Egypt imports raw materials amounting to about 600-900 \$M annually, active and inactive pharmaceutical raw materials (1).
- Meeting the needs of the local market and export, especially to African countries.

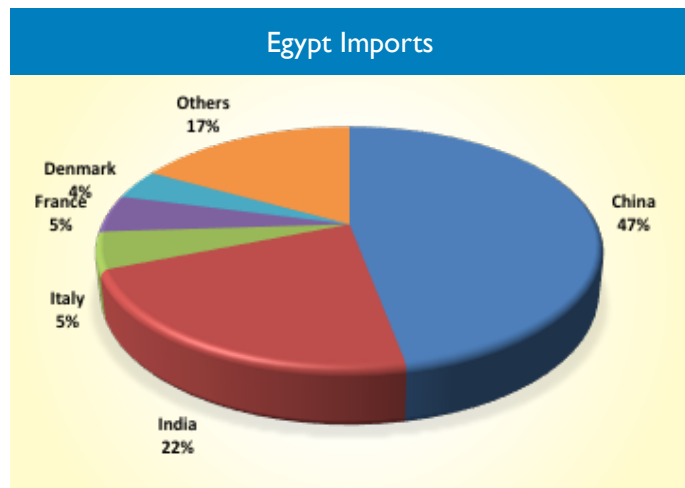
Enablers:

- Medicines market in Egypt reached \$5.1 billion in 2020 (2)
- Increasing global demand for medicines reaching 1.3 trillion dollars in 2020 (3).
- While Spreading of the Corona pandemic early stages, global supply chains for pharmaceutical raw materials were subjected to severe shortages leading to high prices, which in turn led to the need to reconsider the pharmaceutical raw materials industry to achieve security of Pharmaceuticals in Egypt.
- Egypt has a natural strategic advantage due to its location at the crossroads of Europe, Africa and Asia trade agreements that enable it to enforce for Africa, many European countries and Latin America.
- The beginning of the implementation of the comprehensive health insurance system; As one of the tools for reforming the health system in Egypt, increasing health awareness among citizens and the consequent increase in the size of the drug market in Egypt.



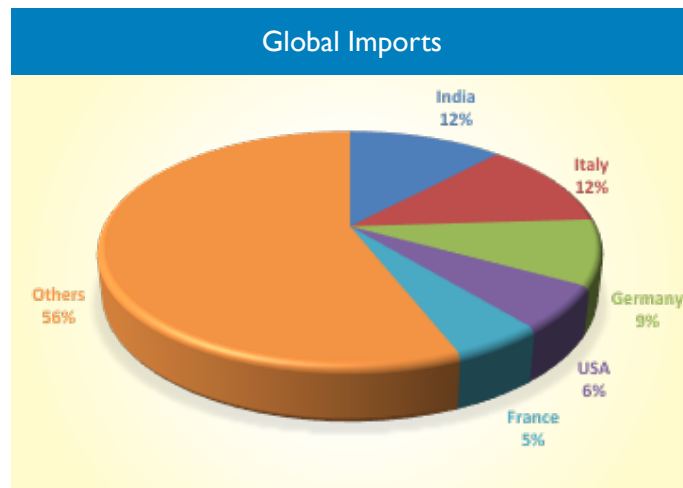
Egypt Imports:

Egypt imports of pharmaceutical raw materials for antibiotics amounted to 198 Million \$ during the year 2020, Top 5 Importers are China, India, Italy, France, and Denmark.



Global Imports:

Global imports of pharmaceutical raw materials for antibiotics amounted to 11 \$B during the year 2020, Top 5 Importers are India, Italy, Germany, the United States of America and Germany.



Market Opportunities

Regional Market:

- Local market size reached \$B 5.1 by end of 2020
- Number of licensed pharmaceutical factories reached 150, 40 factories under construction, and 1200 third parties manufacturing companies at the end of 2020 (1).
- Expectations of a growth in local market size to reach \$B 9 by 2023 and a compound annual growth rate CAGR of 17.8%.

Potential Export Market:

- African Market
- Gulf and Arab Markets
- Eastern Europe Market

References:

Trademap - www.fortunebusinessinsights.com/industry-reports/in-vitro-diagnostics-ivd-market-101443 - Division of Medical Supplies and Devices

“This investment opportunity should be further verified by a detailed feasibility study”

Investment Opportunity Fact Sheet

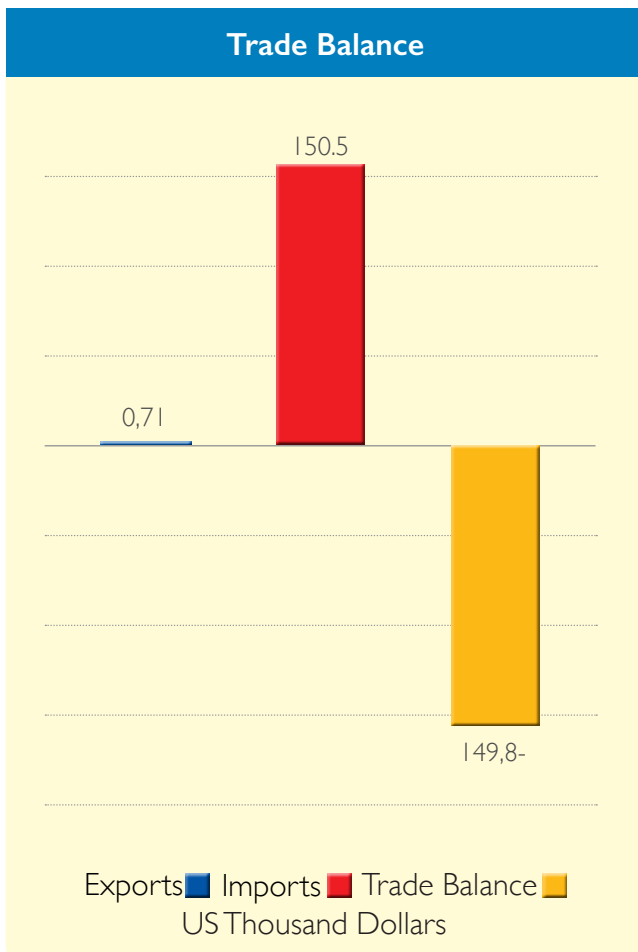
Diagnostic and Laboratory Reagents Manufacturing

Objective:

- To cover the gap in trade balance for diagnostic and laboratory reagents as Egypt import around \$150 million in year 2020
- In addition to having export opportunities, Egypt can become a base for export-oriented manufacturing especially for Africa, the GCC countries and the Middle East.

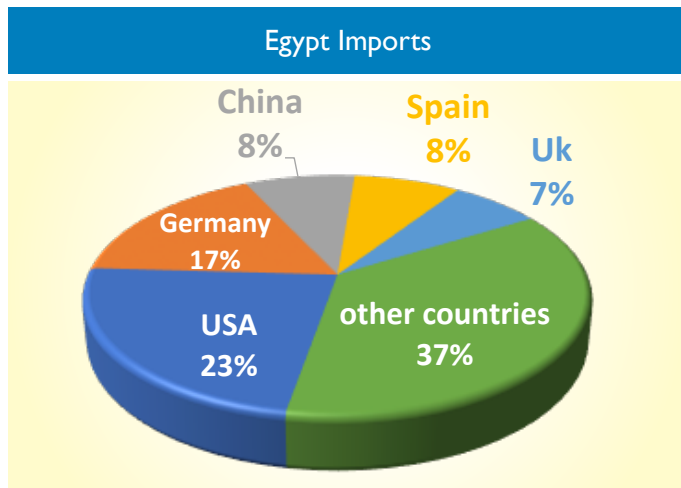
Enablers:

- Diagnostic and laboratory reagents imports witnessed 13% CAGR to reach \$ 150 million during year 2020
- There is an increase in the global demand for diagnostic and laboratory reagents, as the global market size reached about 82 billion US dollars during the year 2020, and the global demand is expected to increase at a compound growth rate of 6.9% from 2021-2028.
- Limited number of local manufactures for diagnostic and laboratory reagents and strong reliance on imports.



Egypt Imports:

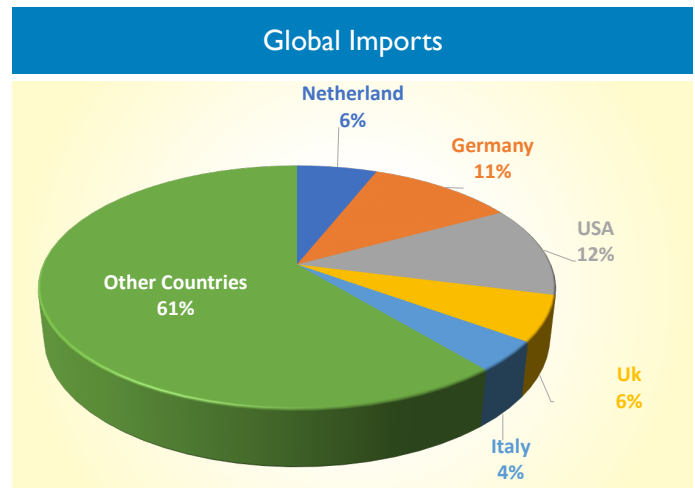
In year 2020: Egypt imported around \$ 150 million diagnostic and laboratory reagents. The top 5 importing countries are United states of America, Germany, China, Spain United Kingdom, they represent 63% from Egypt's total imports.



Global Imports:

Global imports for diagnostic and laboratory reagents reached during 2020 a value of \$ 43 Million

The top 5 importers are Unities States of America, Germany, Netherlands, United Kingdom, Italy.



Market Opportunities

Regional Market:

- Medical supplies and devices sub-sector in Egypt is highly diversified and produces a variety of products like diagnostic imaging equipment, oncology and radiology equipment, disposables, dental products, orthopedics & prosthetics, patients aids and other surgical and medical equipment's like medical furniture, etc
- Total investment in medical supplies and devices sub- sector is approximately \$ 0.9 billion in year 2019.
- Egypt has around 350 enterprises producing all the above mentioned, Most of them granted ISO 13485 and CE mark and FDA certificates.
- The market size of medical supplies and devices reached \$1.9 billion in 2019, and the local industry covers only about 25% of the market size.

Potential Export Market:

- North America
- Eastern European countries
- Gulf area
- Middle east
- African countries

Refernces:

Trademap - www.fortunebusinessinsights.com/industry-reports/in-vitro-diagnostics-ivd-market-101443 - Division of Medical Supplies and Devices

"This investment opportunity should be further verified by a detailed feasibility study"



Investment Opportunity Fact Sheet

Cosmetics Manufacturing (Skin Care products and Beauty Make-up)

Objective:

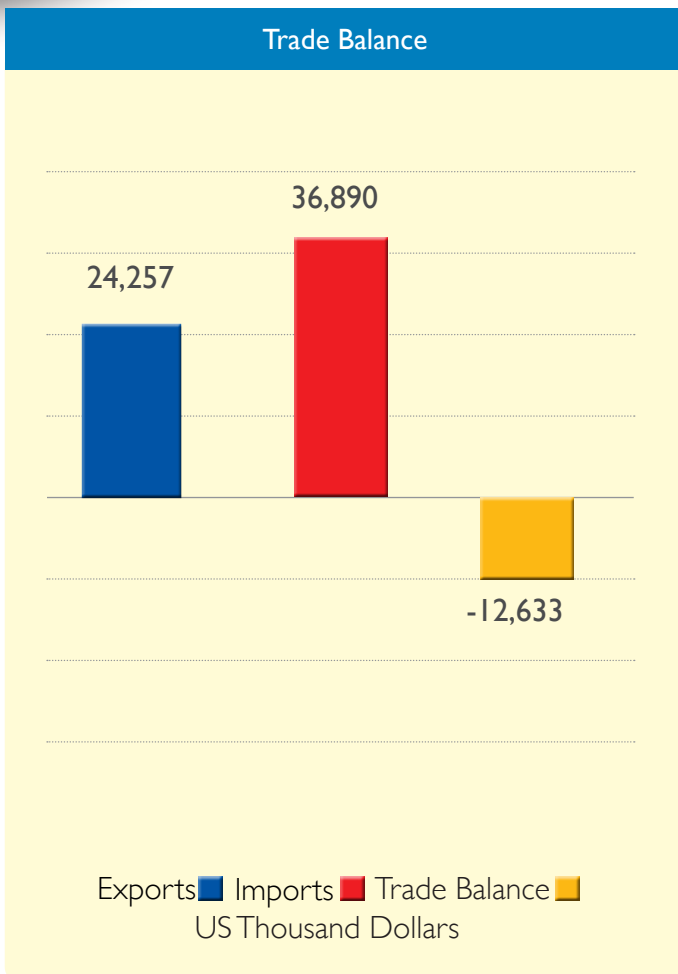
- To cover the gap in trade balance for skin care products and beauty make-up which reached around \$ 12.6 million in year 2020 (1).
- Cover the local market needs and the presence of export opportunities.

Enablers:

- Raw Material: The most used raw materials in skin care products and beauty make-up are: lubricating oils, polishing materials, coloring agents, preservatives, fragrances and excipients,
- 60% of raw materials are available locally,
- Increase in local demand on these products especially 50% of population are youth and females. In addition, Consumer awareness increases towards the usage of skin care products and beauty make-up,
- Limited number of local manufacturing companies for skin care and beauty make-up in Egypt,
- Increase global demand on skin care products to reach around \$ 140 billion in year 2020 with expected CAGR 4.69% during 2021-2026 (2).
- The expected increase in the global demand for color cosmetics to reach \$ 9.9 billion by 2024 with CAGR 7.6% (3).

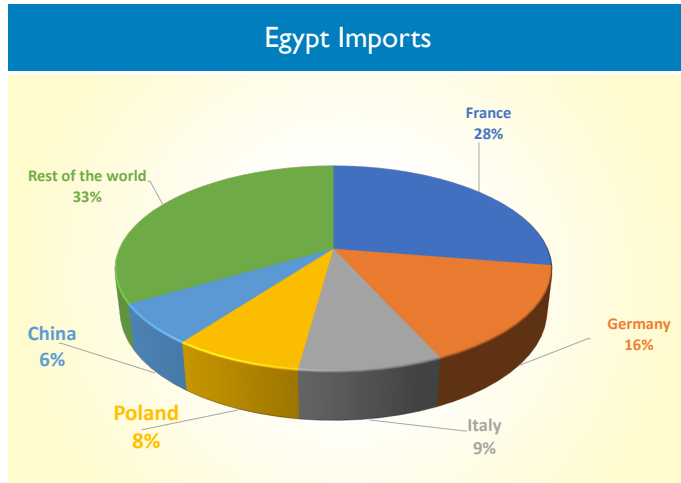
Trade Balance ⁽¹⁾:

In year 2020: Egypt imported around \$ 36.8 million skin care products and beauty make-up as shown in the below figure.



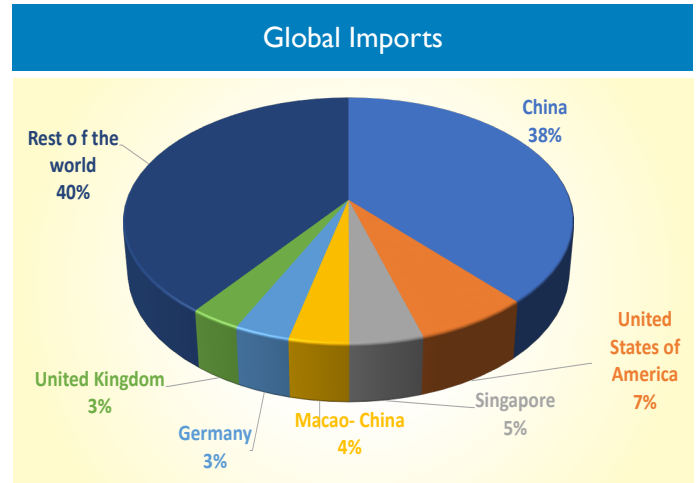
Egypt Imports ⁽¹⁾:

In year 2020, Egypt imported around \$ 36.8 million from skin care products and beauty make-up. The top five importing countries are France, Germany, Italy, Poland and China, they represent 67% from the total imports.



Global Imports ⁽¹⁾:

In year 2020, global imports of for skin care products and beauty make-up reached around \$ 64 billion, the top 5 importers that represent around 60% from the global Imports are China, United States of America, Singapore, Macao (china), Germany.



Market Opportunities

Local Market ⁽⁴⁾:

- The pharmaceutical market in Egypt reached \$5.1 billion by the end of 2020 ⁽⁵⁾.
- Egypt's domestic pharmaceutical industry is strong with the presence of 150 pharmaceutical factories that comply with the principles of good manufacturing for the World Health Organization "cGMP", 40 factories under construction and 1200 toll manufacturing companies.
- Total investment in Pharmaceutical sector reached around \$ 5 billion by the end of 2020 ⁽⁶⁾.
- Currently there is an investment in 3 oncology and bio similar factories in Egypt.
- The expected growth rate for pharmaceutical market is \$ 9 billion by 2023, with a CAGR of 17.8% ⁽⁵⁾.
- Egypt is one of the largest producers and consumers of medicines in the Middle East, accounting for 30% of the Middle East and North Africa, due to its large population (about 102 million).

Potential Export Market:

- African countries
- GCC and Arab countries
- CIS countries

References:

(1) Trade Map, (2) www.globenewswire.com/en/news-release/2021/04/19/2212301/28124/en/Global-Skincare-Products-Market-2021-to-2026-Growth-Trends-COVID-19-Impact-and-Forecasts, (3) www.reportlinker.com/p05490365/Global-Color-Cosmetics-Market-Analysis, (4) Cosmetics Chamber.

"This investment opportunity should be further verified by a detailed feasibility study"

Investment Opportunity Fact Sheet

Food Preparations

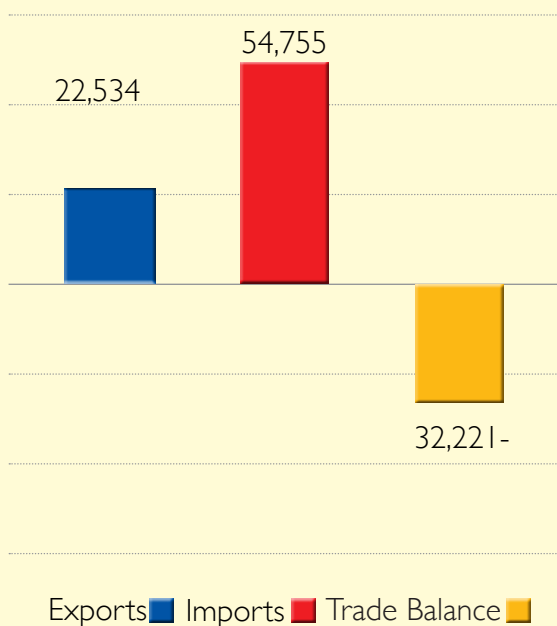
Objective:

- Localizing the manufacture of primary food preparations in Egypt's imports gap for the food industries, and assisting Egypt's entry into the food raw materials as a manufacturer.
- Manufacturing of food intermediary products from natural ingredients available in Egypt (Gelatin - Pectin - Paraffin Wax – Caramel - modified starch - Dextrin and Carboxymethyl cellulose). Where Egypt's imports have reached \$55 million in 2020
- Make good use of the local need for food preparations, which are increasing in demand, and exporting to importing countries.

Enablers:

- Availability of natural raw materials locally like Orange peels for Pectin, Sugar for Caramel, Rice straw for CMC, Wheat and potatoes for Dextrin and Starch.
- The rapid growth of the food industry sector that exports food preparations in Egypt.
- The importance of food preparations in the value chain of food production.
- New Investment Law, and Incentives and New Industrial zones that facilitate foreign Investment

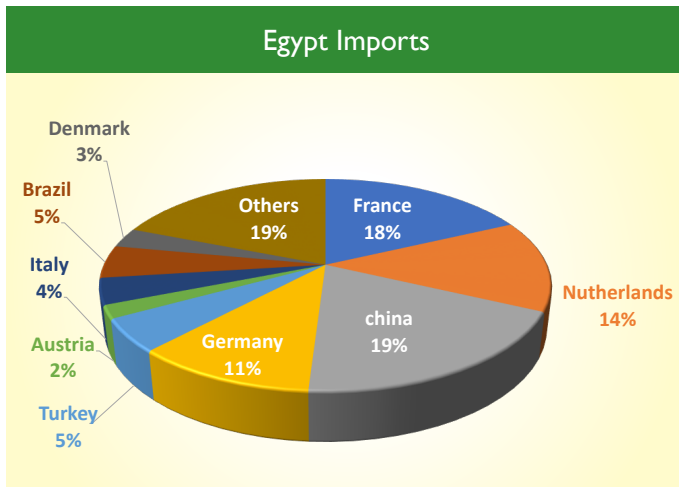
Trade Balance



Exports ■ Imports ■ Trade Balance ■
US Thousand Dollars

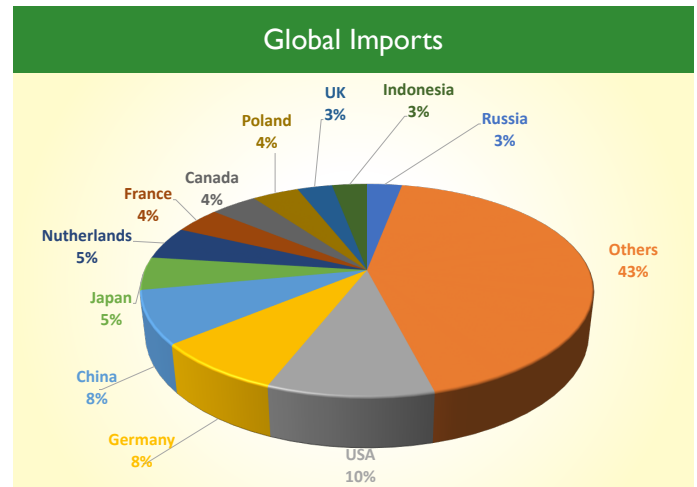
Egypt Imports:

- Egypt's imports of food preparations valued to 55 million US dollars in 2020



Global Imports:

- Global trade is valued to about 11 billion US Dollars in the year 2020.



Market Opportunities

Regional Market:

- Processed Food industry is considered one of the most important economic activities in Egypt with its megatrends and innovations redefining the sector and giving consumers more varieties.
- The growing growth of the food preparation market (Bakes, Cakes, Sweets, Jelly products, juices and jams, etc..)
- The shortage of food preparations is a major obstacle for the development of food processing in Egypt.
- This investment opportunity is concerned with the manufacture of some food preparations from pectic and gelatinous materials - caramel - paraffin wax - dextrin - modified starch - Carboxymethyl cellulose in its primary forms).
- The food preparation market is a promising market, due to the lack of local producers, which increases investment and export opportunities and expands easily in those markets.
- Investing in food preparations has opportunities to increase exports to the current export markets, especially Arab and African countries such as

Algeria, Saudi Arabia, Turkey, Jordan, Syria, Tunisia, Kuwait, Iraq, Sudan, the United Arab Emirates, Zambia, Kenya, Morocco, Zimbabwe, Tanzania, Ethiopia, Ghana, Oman, Uganda with total imports of more than 1B dollars for the year 2020, instead of its imports from the world's producing countries.

- Moreover, investors shall focus on increasing production capacities of their existing plants, while investing in R&D activities, and invest in stand-alone factories especially for the pectin.
- Key players for this Industry are Cargill, DuPont, Ingredients, cpkelco, and Danisco.

Potential Export Market:

Europe (France - Belgium - England) with total imports amounting to 1.7 billion dollars for the year 2020

Asia (China - India - Thailand - Japan - Indonesia - Vietnam) with total imports of \$2.5 billion for the year 2020

USA - Canada with total imports of 1.3 billion US dollars for the year 2020

Russia with total imports of 280 millionia US dollars for the year 2020

South Africa with total imports of 160 million US dollars for the year 2020

References:

Trade Map Website - IMC Food Export Development Strategy 2017 - Mordor Intelligence Report 2020. OEC World website
 "This opportunity should be further verified by a detailed feasibility study"



Investment Opportunity Fact Sheet

Milk Cream, Whey, Butter & Ghee, Cheese & Curd

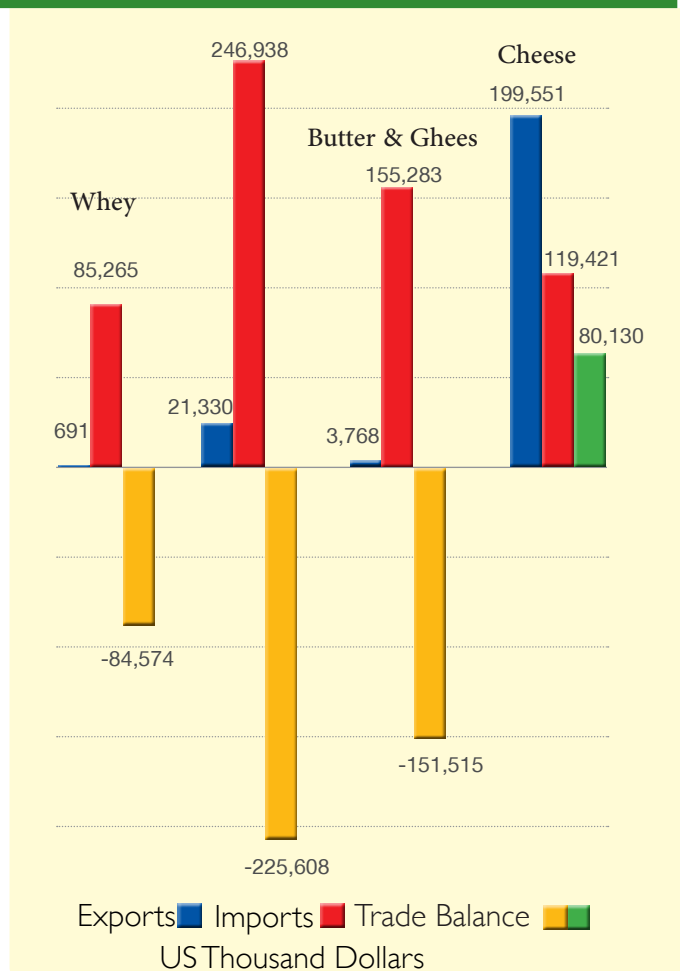
Objective:

- Produce intermediate and final goods with high local demand; closing the importation gap
- Secure a complete value chain for Dairy Products in Egypt
- Mechanise the production of Milk products to secure food safety
- Cover the huge demand of the targeted products with total imports \$M 612 in 2020

Enablers:

- New procedures of the Industrial Complexes and Licensing facilitation, New Investment Law.
- National Project of “One Million Head of Cattle” under auspicious of His Excellency the President of Egypt, is the dream of Self-Sufficiency of meat and Milk. The National projects adopted for livestock development with the aim of bridging the food gap between production and consumption, and reducing the importation bill. The initiation began years ago with 20,000 heads of milking cows
- National project to develop and raise the efficiency of milk collection centers according to the standard specifications as a first phase, based on the directives of President of Egypt.
- Milk Local market growth as consumption per capita In Egypt is 23kg annually and has to increase
- Increase Egypt Exports for recommended products

Trade Balance



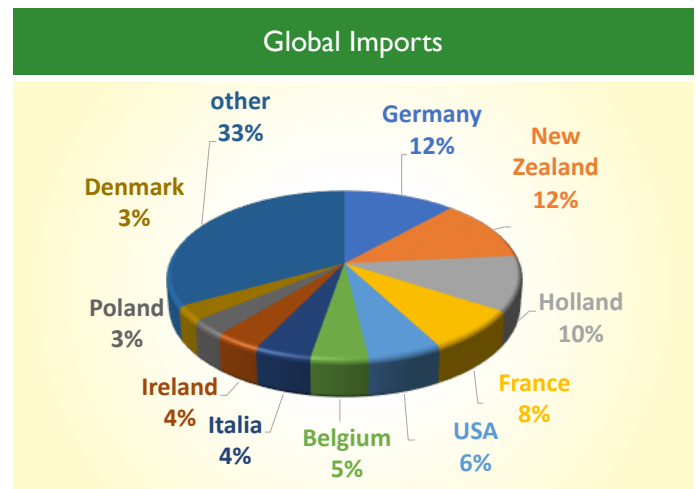
Egypt Import Markets:

- Egypt has imported in 2020 with a value of 612 million dollars about 186 thousand tons of dairy products and exported 250 million dollars



Global Traders:

- Global imports of dairy products in 2020 reached \$83 billion from the top ten countries which represented almost 50% of the world's total imports.



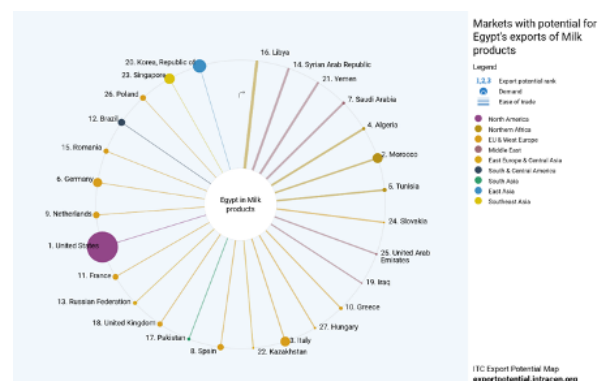
Market Opportunities

Local Market:

- One of the main challenges for the dairy industry in Egypt is the need to invest in establishing large farms of indigenous dairy cow breeds, or securing a number of local suppliers/cooperatives, using advanced breeding methods and high tech production equipment.
- Cheese local market size is more than 60 tons annually, where cheese sub sector in Egypt has been transformed from bulk to packed in the last 10 years reaching 80% (according to Tetra Pack of Egypt) thus an increase in Sales of local companies reached 15% growth
- National Project of “One Million Head of Cattle” under auspicious of His Excellency the President of Egypt, is the dream of Self-Sufficiency of meat and Milk. The project began with the raising of 200,000 head of cattle, including 180,000 heads of fattening calves and 20,000 heads of dairy cattle increasing the fresh milk capacity for local consumption and Industry.
- Egypt’s Livestock industry is maintained mainly for dairy production, with meat production of second importance. Livestock sector accounts for 40% of agriculture GDP in Egypt.
- Although there are over 300 dairy production factories in Egypt, there is never enough. They are almost small players, and this leaves room for larger brands to invest and make an impact on the industry. Egypt as a large market consumes more than the local production, meaning that the dairy industry is reliant on imports highly regulated by the government. There is a need for new facilities, machinery, technology and dairy products.
- Pasteurized Milk and Dairy market has recovered with the entry of several investors, using of the Ultra high temperature

(UHT) pasteurized milk technologies and the increased sales of famous Dairy companies in the sector but remains the Gap in the high Imports of Intermediary products for the Dairy Sector, the subject of this recommended opportunity. Recently in 2021 FrieslandCampina and Domty have signed an agreement to focus on the export of Cheese to Africa and the Middle East.

- Market share with product groups: Drinking Milk Juhayna (46%) Nestle (16%). Sour Milk & Yoghurt Juhayna (32%) Danone (30.1%) Best Cheese (18.7%). Cheese Domty (10%) Best Cheese (9.3%) Obour Land (8.7%) Ice cream and frozen Dessert Nestle (76%) Hawaii (6%) Master Foods France (3%)
- Export opportunities for the Egyptian dairy products: Brazil has 10M citizens of Arab origin, Russia imports of \$2.2B, China’s demand for soft cheese is on the rise, Levant demand for Syrian and Egyptian Cheese, Franco markets in West Africa demanding Egyptian Cheese after Arab origins increase.



References:

References: Trade Map Website - Milk Codex - Sector Stakeholders- Dairy Reporter 2020

“This investment opportunity should be further verified by a detailed feasibility study”

Investment Opportunity Fact Sheet

Medicinal & Aromatic Plants and its Essential Oils

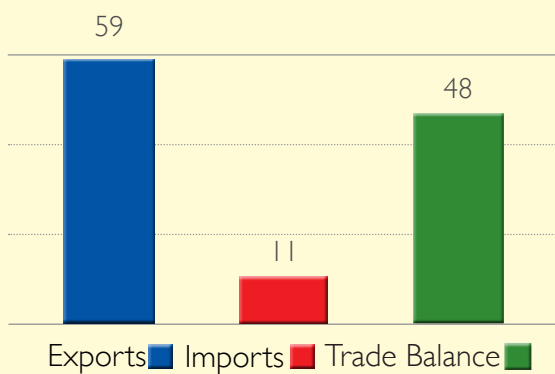
Objective:

Increase Production of various Medicinal and Aromatic Plants, Oils and Pastes to increase exports in the Food, and non-food sectors.

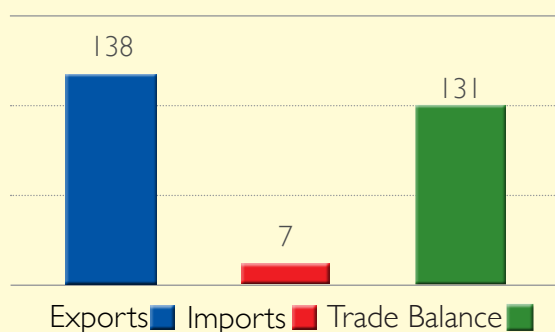
Enablers:

- In 2019, Essential Oils were the world's 444th most traded product, with a total trade of \$6.31B. Between 2018 and 2019 the exports of Essential Oils grew by 1.12%, from \$6.25B to \$6.31B. Trade in Essential Oils represent 0.035% of total world trade.
- Top importers of Essential Oils are United States (\$1.11B), India (\$640M), France (\$449M), Germany (\$352M), and Hong Kong (\$311M).
- MAPs Raw Material in Egypt availability; seeds, plants or parts of plants, fertilisers, leaves, oils, wax, hexane, and packaging materials.
- Egypt provides a large and diverse range of medicinal and aromatic plants for producing essential oils and extracts; more than 30 different products, are geographically concentrated in Matrouh, Delta, and Upper Egypt.
- Egypt's exports from MAPS (Plants and parts of plants, incl. seeds and fruits, of a kind used primarily in perfumery, medicaments or for insecticidal, fungicidal or similar purposes, fresh or dried, whether or not cut, crushed or powdered) represent 6.4% of world exports for this product, its ranking in world exports is 3
- Egypt Exports for MAPs In 2020 is \$M 138 of which 60% is accounted for 2 crops – geranium (40%) and jasmine (20%) with 21,000 tonnes, with average of 6,500 \$ unit value.
- Egypt Exports for Essential oils reached to \$M 60 in 2020.

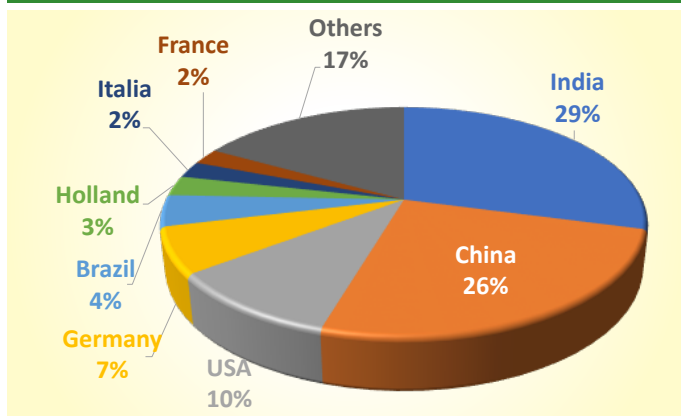
Trade Balance 2020 Essential Oils



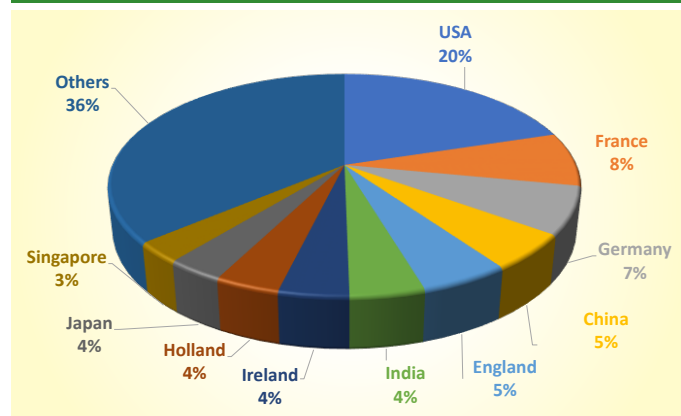
Trade Balance 2020 Plants



Egypt Imports



Global Imports



Market Opportunities

Local Market:

- Egyptian Medicinal and Aromatic Plants (MAP) and its Essential Oils have competitive edge and global demand due to the fact that Egypt is considered one of the important countries producing and exporting intermediate MAP products and Essential Oils to the World (Conventional and Organic)
- Multi Applications for Pharmaceutical & food industries as well as Perfumery (Cosmetics).
- Egyptian herbs and spices are not only indispensable in food and beverages, but their active ingredients are used in natural health treatments for various diseases, like basil, garlic, coriander, chamomile, marjoram.
- Along with the rose, and jasmine being a legendary plant in perfumery. Jasmine grandiflorum is now primarily grown in India and Egypt. Picked before dawn to avoid dissipation of the delicate, sweet fragrance, the flowers are then quickly processed. They are first extracted with hexane to obtain the concrete, then with ethanol to produce the famed absolute. One ton of fresh flowers is needed to produce three kilograms of concrete and 1.5 to two kilograms of jasmine absolute.
- Opportunity to expand in the cultivated area for local production of Egyptian Perfumery Plants with new technologies and clean Agri production Standards, with a labor intense industry.
- Locally available Plants and parts of plants, including seeds and fruits and Egyptian flora, of a kind used primarily in perfumery.
- Locally available essential oils; Cumin oil, Violet Leaves, Blue chamomile, Petit grain mandarin, Niroli oil, onion oil, citrus oil, and other botanical flowers.

- Essential oils are used in many industries including Food, health, beauty. They are used as a fragrance in perfumes, soaps, detergents, and candles. Essential oils are also used for their medicinal purposes such as treatment of stress, insomnia, depression, and anxiety. Essential oils are also used in food for flavouring and preservation. There is the opportunity to get the oils from foreign Countries and produce the Flavours and Fragrances required by Multi National Buyers (export oriented).
- Female Fragrances market in Egypt registered a positive compound annual growth rate (CAGR) of 6.88% during the period 2015 to 2020 with a sales value of EGP 734.05 Million in 2020. The market achieved its strongest performance in 2016, when it grew by 11.77% over its previous year and its weakest performance in 2020. The fastest growing segment of the Female Fragrances market in Egypt between the year 2015 and 2020 was Mass Female Fragrances which registered a CAGR of 8.49%. The weakest performing segment of the market was Premium Female Fragrances with a CAGR of 4.21%. In 2020 in Egypt Female Fragrances market accounted for a major share of 65.24%, while Premium Female Fragrances stood in second position representing 34.76% of the market's 2020 share.
- Perfumes and Toilet Water (HS code 3303) global trade reached the value of 15B\$ in 2020, mainly to France, Germany, USA, Spain, Italy, Singapore, Hong Kong and UAE.

Potential Export Markets for the Essential Oils:

USA, France, Spain, UK, Germany, India, China, KSA, UAE

References:

Trade Map - OEC World website - FAO, Booklet # 20, "Spices & Herbs for Home and Market", Rome, 2011 - Euromonitor International Report, Fragrances in Egypt, 2017 - Mr. Moustafa Hashim "Executive Director of Hashem Brothers for Essential Oils" - CBI, Ministry of Foreign Affairs of the Netherland, Export Value Chain Analysis Egypt Agriculture MAP and its Essential Oils, 2015, Female Fragrances (Fragrances) Market in Egypt - Outlook to 2025; Market Size, Growth and Forecast Analytics Report 2020.

"This investment opportunity should be further verified by a detailed feasibility study"

Investment Opportunity Fact Sheet

Dates and Dates Products

Objective:

Opening new markets for the export of Egyptian dates and their products, and doubling exports of dates annually

Raising the average export price from \$1,000 to \$1,500 per ton

Putting Egypt in a distinguished position among the countries exporting dates

Significant demand for organic products due to global interest in nutrition and health.

Developing the value chain of dates and maximizing the added value of the product through the manufacture of various date products and providing job opportunities

Enablers:

- The initiative of the President of the Republic to plant 2.5 million palm trees, which comes as a catalyst for the role and activity of the Ministry of Trade and Industry, as a supportive partner in the processes of improving production and international promotion of the dates industry
- Raw materials are available locally (dates, fillings, and packaging materials)
- The sector has a comparative advantage and a great opportunity for development as it enjoys high production of 1.7 M tons annually and low production costs
- The different climatic zones in Egypt allow the cultivation of a wide range of varieties and provide the opportunity for better quality production.
- Maximizing the value addition of Egyptian dates through the manufacturing of many types of dates and its products (date filling, date paste, plain and grafted dates, production of date syrup and molasses, dates covered with chocolate, production of date vinegar - dates stuffed with almonds and nuts - dried chopped dates (chopped dates). Serve as a snack) Dates are also the main ingredient preferred to cereal, oatmeal, cakes, snack bars, granola, energy bars, candy, etc.) - Replace sugar with date powder.
- Technology and R&D are required to produce more products from dates (by-products from date kernels that can be used for multiple purposes such as animal feed - coffee and some cosmetics)
- Egypt's exports represent 2.1% of the global exports of this product, and its rank in global exports is ranked 13
- The value of global trade in dates reached 2 billion US dollars in 2020

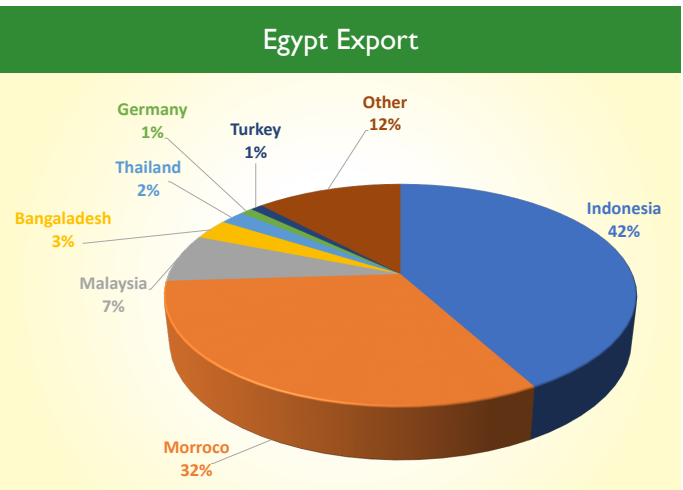
Trade Balance



- Global exports growth 6.3% www.oecworld Iraq is the largest exporter with a total of \$358 million, and the United Arab Emirates is the largest importer of dates with a value of \$408 million between 2018-2019

Egypt's Export Markets of Dates 2020

- The value of Egyptian exports of dates during the year 2020 amounted to \$41.3 Million. The most important importing countries from Egypt are Indonesia, Morocco, Malaysia, Bangladesh, Thailand, Germany, Turkey and others
- The existence of potential markets to increase Egypt's exports of item 080410 fresh or dried dates are Morocco, Turkey and the United Arab Emirates with for additional exports of \$23.7 Million.



Market Opportunities

Local Market:

- Egypt ranks first in the production of dates globally, with a production of 1.7 Million tons annually reaching 18%, and the first in Arab World reaching 23%.
- About 124 companies are working in the field of dates manufacturing, with investments amounting to 535 Million Egyptian pounds, while providing 9,000 job opportunities in companies. About 30,000 farmers and producers work in the agricultural Dates' sector.
- The state is exerting great efforts to develop this sector (dates and palms) due to the economic importance of the Dates sector for Egypt at the local and international levels. The Khalifa Award for date palm and agricultural innovation, which the state sought to consolidate agricultural innovation, as a pioneer in this field at the Arab level, contributed to placing Egyptian dates on the global map.
- The areas of production of the old lands are Upper Egypt (Luxor - Aswan), Siwa Oasis, Matrouh, Giza - Badrashin - North Delta (Rasheed - Damietta). While the new lands are the North Coast, the New Valley (Bahariya Oasis - Farafra, Paris Oasis).
- The Ministry of Trade and Industry completed the national strategy for the development of the Dates sector in 2016 in cooperation with UNIDO with the aim of modernizing and revitalizing the dates sector and increasing the types of dates with the types recommended for export such as Al Barhi and Al Majdoul and opening new marketing and export markets.
- Within the framework of the State's efforts to upgrade the Dates sector, the following measures have been taken: Increasing the

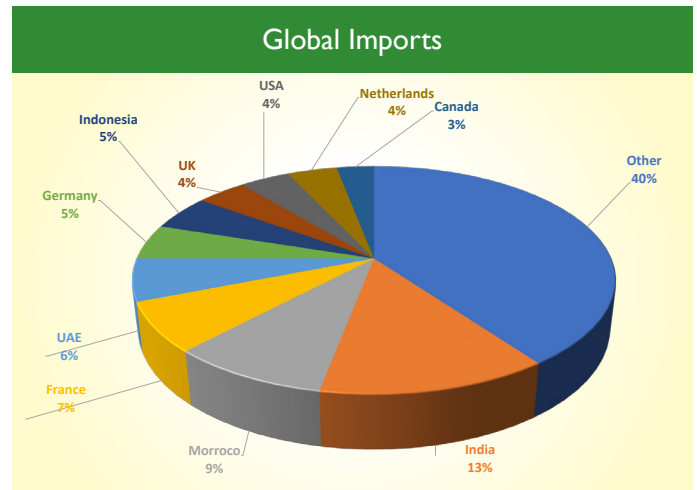
References:

- Trade Map Website - RCA - Export Potential Index - "Dates Development Strategy" Ministry of Trade and Industry September 2016
- "This opportunity should be further verified by a detailed feasibility study"

- Create a quality brand "Egypt Dates Logo", which will provide competitive marketing opportunities

Global Imports:

- Global imports of dates amounted to 2 Billion US dollars in 2020, and the most important importers, with their different shares, are, respectively



production capacity of dates. Improving the Dates factory affiliated to the Siwa government, with a value of 10 million pounds. Opening a date factory in the New Valley Governorate, improving the quality of dates, developing new products, and rehabilitating 160 farms in Siwa to obtain organic farming certificates.

- Egyptian dates require new technologies to produce date products.

Potential Export Market:

- Morocco with to 24 Million US dollars
- Turkey with amount of to 10 Million US dollars
- England with amount of of up to 7 Million US dollars
- America with amount of to 6 Million US dollars
- Russia with amount of to 5.5 Million US dollars
- Germany, France and Kazakhstan with potential export opportunities amounting to 3 Million US dollars

Investment Opportunity Fact Sheet

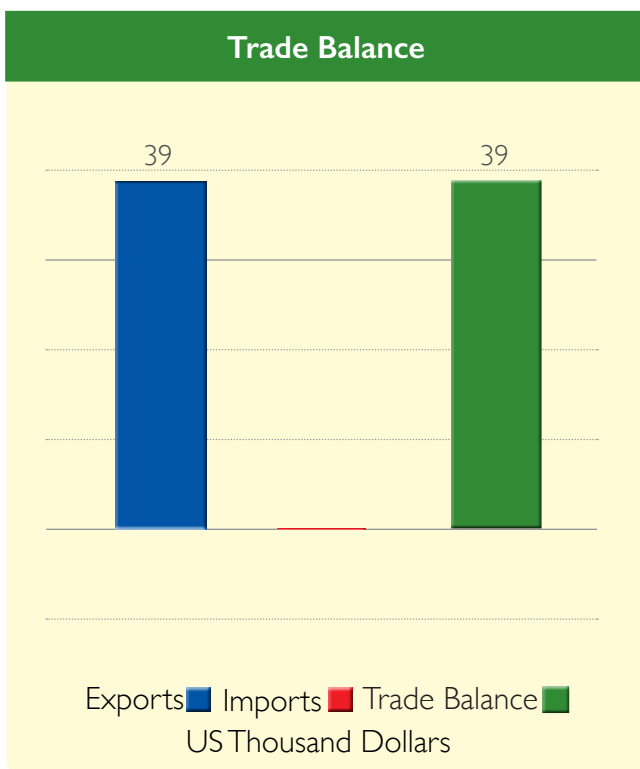
Dehydrated Onions

Objective:

- Opening new markets for exports of dehydrated onions and increasing its exports annually, especially as it is a distinctive and globally competitive product

Enablers:

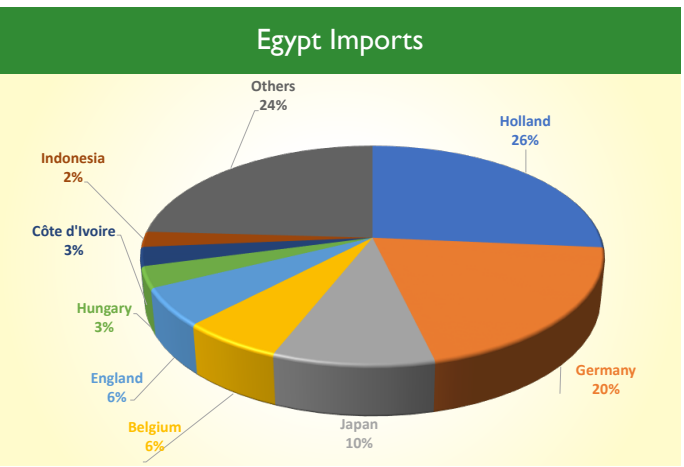
- Raw materials are locally grown, produced and dried. Availability of packing materials
- Availability of manpower and manufacturing technology
- Egypt ranks fourth in the world's exports of Fresh Onions.
- Egypt ranked third in the world in exporting dried onions with a value of 39.1 million dollars and a quantity of 13.6 thousand tons, representing 8.1% of the total world exports of dried onions in 2020, according to the data of the International Trade Center Trade Map, and India came in the first rank with a value of 133 million dollars. With a bag of 68.5 thousand tons, followed by the United States of America, with a value of 83 million dollars, and a bag of 30 thousand tons.
- Annual growth rate of Egyptian exports is 16% between 2019-2020
- The Egyptian dehydrated onion product is distinguished from its competitors in India and China
- Dehydrated onion products address the food and pharmaceutical industries, whether in B2B form as packed from 20 to 25 kilos, or sold to the consumer ready for consumption.
- More than 90% of dehydrated onion production is located in Upper Egypt, and it is considered one of the priority areas of development as it is a labor-intensive industry
- Encouraging the establishment of a number of factories to dry onions and garlic using modern technology in Upper Egypt
- The sub-sector has a comparative advantage and a great opportunity for development and value addition



- The different climatic zones in Egypt allow the cultivation of a wide range of varieties and provide the opportunity for better quality production

Egypt's exports of dehydrated onions

- The value of Egyptian exports of dehydrated onions during the year 2020 amounted to US Dollars 39 Million. The most important importing countries from Egypt are Holland, Germany, Japan, Belgium and England
- The existence of potential markets to increase Egypt's exports of item 071220 for dehydrated onions are Germany, France, England, America, Japan, Indonesia and Brazil



Market Opportunities

Local Market:

- Onions are an export crop for Egypt and are grown in Upper Egypt and the Delta regions. Egypt produces several varieties of onions such as spring (or green onions), red and yellow onions
- Egypt also produces another type designated for industrialization and is characterized by the lands of Upper Egypt such as Giza 6 Al-Mohsen, Giza 3, Al-Behairy and Granax, and Shandawil in Sohag only, which can be exported to the European Union markets
- The number of factories operating in this field are limited, and 99% of the production is for export with the highest specifications and quality
- The wastage rate is 35% and the powder product can be reused
- The price of a ton ranges between 2000 to 3000 dollars. The price of dried Indian or Chinese onions is at 1700 dollars per ton due to the low percentage of spicy materials and oils.

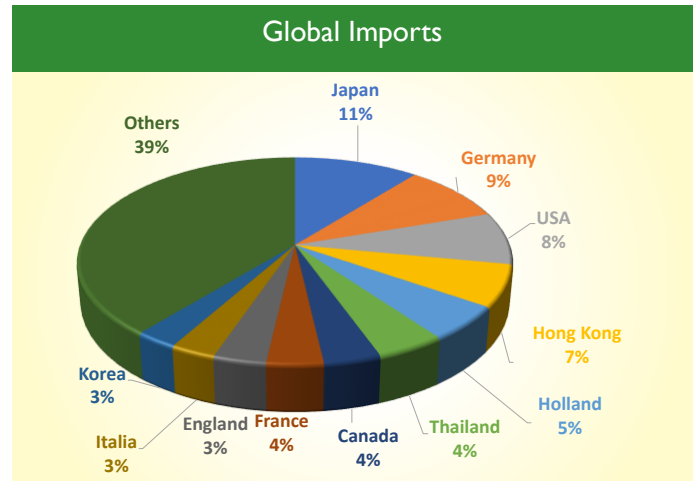
References:

References: Trade Map Website - RCA - Export Potential Index
 "This opportunity should be further verified by a detailed feasibility study"

- India is the largest exporter with a total of 117 million dollars, and the largest importer of dehydrated onions with a value of 48 million dollars between 2018-2019

Global Imports:

- Global imports amounted to 461.4 Million US dollars in 2020



Potential Export Market:

- Types of dried onions produced in Egypt are divided into kibbled, chopped, minced, granules, powder and slices.
- England with potential export opportunities of up to 5 Million US dollars
- India with potential export opportunities amounting to 1.5 Million US dollars
- France, Spain, Russia and America with potential export opportunities amounting to 2 Million US dollars
- Germany with potential export opportunities of up to 2 Million US dollars

Investment Opportunity Fact Sheet

Dried Fruits

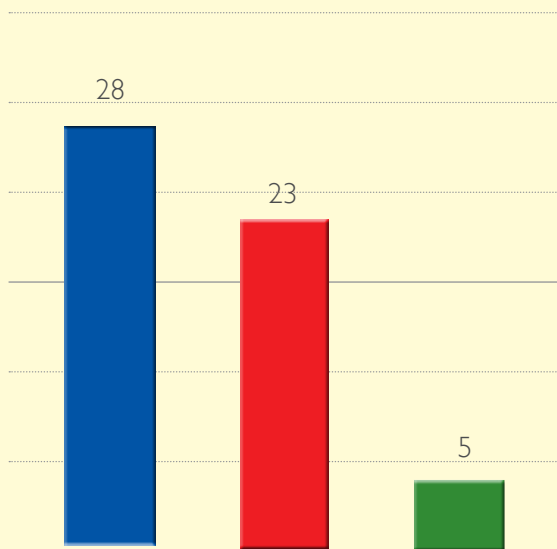
Objective:

- Production of dried fruits from fresh Egyptian fruits available in Egypt and grown locally.
- Improving fruit drying technology in Egypt
- Reducing fruit waste through value chain development, focusing on post-harvest, marketing and processing stages that provide new business opportunities
- Benefiting from Egyptian fruits to reduce imports, that reached to 10 million dollars annually.
- Benefiting from small production units producing dried fruits in the governorates of Egypt

Enablers:

- Pioneering into this field as the number of industrial companies in the field of drying fruits with international quality standards for local and international markets are few.
- The global demand for dried fruits is increasing for its many uses in the manufacture of sweets, yoghurt, baked goods, crackers, cereals and others. Especially that dried fruits are healthy and a source of antioxidants, iron, carotenoids, and fiber. while the presence of a large industrial base for these industries and their need for production inputs (dried fruits) can be well-matched to the dried fruits manufacturers.
- Dried fruits are among the products of the export mix in Egypt, which ranks second in the world in terms of growth. Described as halal and organic, worldwide market demand is shifting in favor of dried fruits, thus, it creates opportunities for players of different sizes and also makes faster gains due to the need for medium technology and few production inputs.
- Dried fruits and vegetables are among the best labour-intensive sub-sectors that Egypt can focus on developing.

Trade Balance



Exports ■ Imports ■ Trade Balance ■
US Thousand Dollars

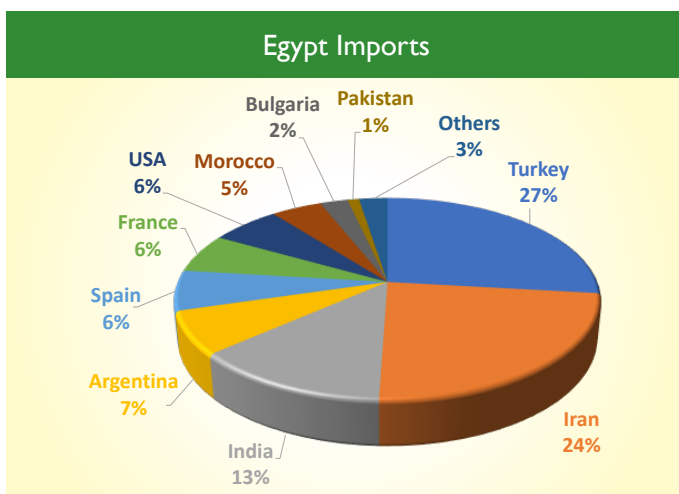
The fruits available in Egypt are dates, mango, citrus, guava, strawberries, tomatoes, grapes, bananas, and pomegranate. The outer shells, seeds and grains can also be dried for various uses in the food, pharmaceutical and cosmetic sectors.

- The comparative advantage of Egypt in the products of vegetables, fruits, nuts and fruit peels preserved with crystallized sugar is 1.73% and peanuts 10.2%

- The value of global trade in dried fruits reached 2.4 Billion US dollars in 2019
- In 2019, Thailand, China and India were distinguished, followed by Turkey and America in dried fruit exports

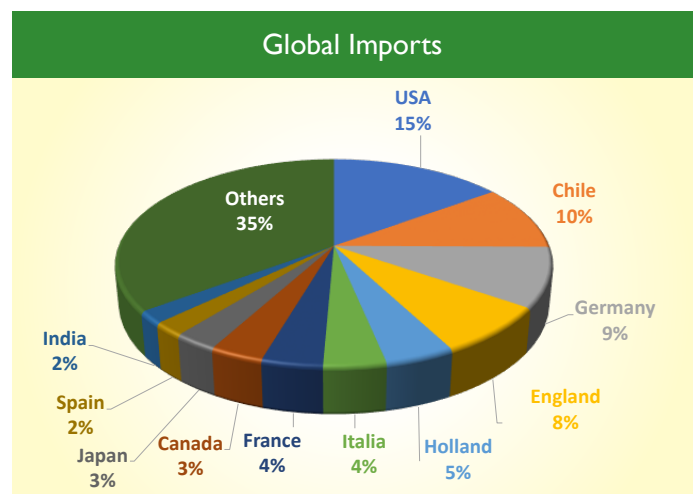
Egypt's Exports

- The value of Egyptian exports of dried fruits during the year 2020 amounted to \$28 Million and imports amounted to 23 Million US\$.
- Existence of potential markets to increase Egypt's exports



Global Imports:

- Between 2018 and 2019, dried fruit exports grew the fastest in Italy (\$18.1 million), Turkey (\$15.5 million), Uzbekistan (\$6.07 million), India (\$4.23 million) and Poland (\$3.72 million). The imports of countries such as Kyrgyzstan (\$8.7 million), Laos (\$5.6 million), Algeria and France (\$4 million), have also grown.



Market Opportunities

Regional Market:

- The food industry sector is one of the main components of the Egyptian economic structure with a total contribution of 23% of the GDP. The size of the local market is 22.2 billion US dollars with an annual growth rate of 13.3% .. It provides 23.2% of the volume of employment in Egypt and the sector participates in 14% of the total Egyptian non-oil exports in 2020
- The importance of drying fresh fruits and vegetables can be determined by increasing the added value of distinguished Egyptian agricultural products and making them available for storage throughout the year. Dried fruits can be served plain, or as snacks, in a diet to stay healthy or as input to other complementary food industries.
- Dried fruit has been available for thousands of years in the Mediterranean and the Middle East regions.
- This investment opportunity is concerned with drying Egyptian fruits for export. Its main ingredients are available locally as well as packaging materials.
- This industry needs to technology transfer in manufacturing and equipment.

- The dried fruits known in Egypt are raisins, dates, figs, apricots, peaches, guavas, pears, citrus fruits using the drying process. Fruits like bananas, mangoes, pineapples, and berries tend to dry out by adding sugar.

Potential Export Market:

- Europe
- Canada, America and Brazil
- Japan and China

References:

References: Trade Map Website - RCA - Export Potential Index
 "This opportunity should be further verified by a detailed feasibility study"



Investment Opportunity Fact Sheet

Synthetic Filament Yarn

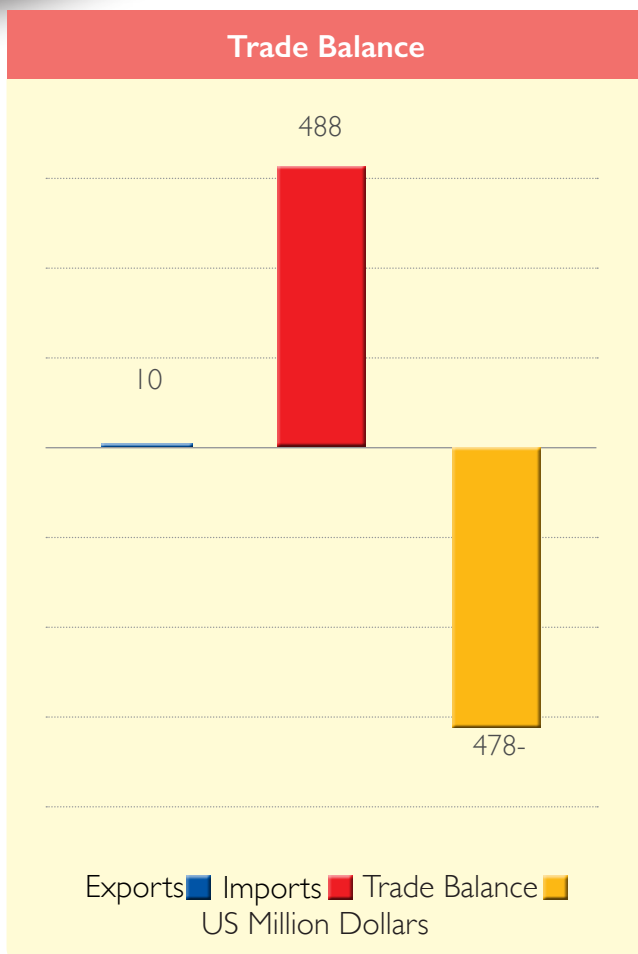
Objective:

Bridge the gap in demand for Synthetic Filament Yarn in the local market which reached more than 488 million USD in 2020.

Sustain the concept of having a complete value chain in Egypt (Spinning - Weaving - Knitting - Apparel). Which increases the product value added and expand export opportunities.

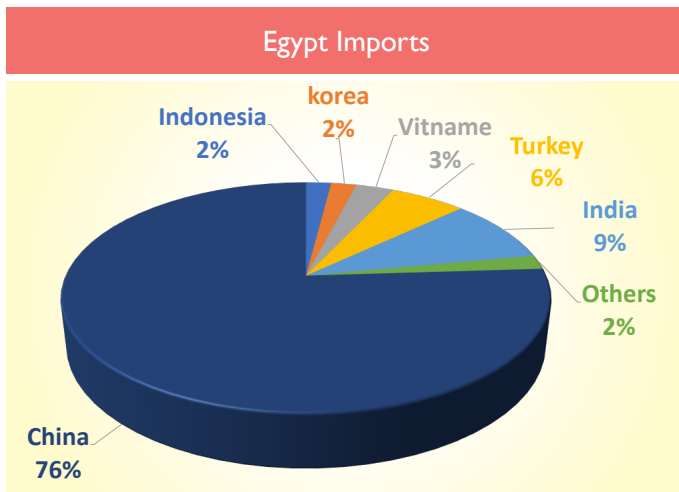
Enablers:

- This project is complementary to Textile Industries in Egypt.
- Egypt is a home of the only fully vertically integrated textiles industry in the Middle East.
- Global Imports of Synthetic filament yarn exceeded 14 Billion USD in 2020.
- Egypt's strategic location facilitates export to Asia, Africa, Europe and North America.
- Egypt signed many Trade agreements Such as Euro-Med, COMESA, MERCOSUR, and QIZ
- Egypt new investment law No.73 for year 2017 that presents extra 30% of investment cost discount for Textile and labour intensive new facilities.
- Egypt's large consumer market makes it an attractive market for Textile Products.
- Egypt has 15 commercial ports to facilitate exports.
- Egypt experienced a gradual growth in garment exports over the past decade with exports of knitted and woven garments increasing from USD 1.3 billion (4.9% of total global exports) to about USD 2.0 billion (7.7%) in 2019, United States of America represents about 55% of Egypt's export market, followed by the European Union with up to 25%.



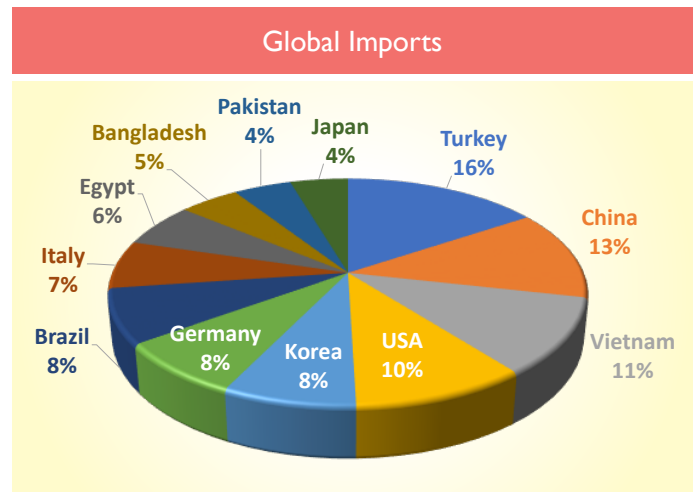
Egypt Imports:

Egypt's imports of Synthetic Filament yarn valued 488 million USD in 2020, from countries like, China, India, Turkey, Vietnam, Indonesia, Korea, Malaysia, Thailand, UK, Israel, Italy, USA as shown in the graph below.



Global Imports:

Global imports of Synthetic Filament yarn reached a value of 14 Billion USD in 2020, importers are Turkey, China, Vietnam, USA, Korea, Germany, Brazil, Italy, Egypt, Bangladesh, Pakistan and Japan.



Market Opportunities

Regional Market:

- Egypt has more than 3500 formal factory in Textile Sector with a total investment of 5.8 USD billion
- 478 Million USD gap in Egyptian Trade balance in 2020.

Potential Export Market:

- Europe: Turkey - Italy - UK - France - Spain.
- Other Countries: USA - Korea - Brazil.

References:

Trade Map – Egyptian chamber of apparel and home textile - Egyptian Ready Made Garments Export Council

“This investment opportunity should be further verified by a detailed feasibility study”

Investment Opportunity Fact Sheet

Knitted Fabrics

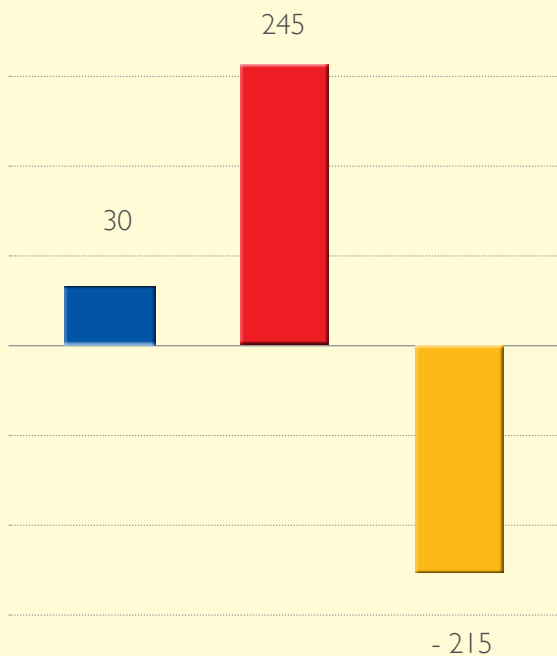
Objective:

- Bridge the gap in demand for Knitted Fabrics in the local market, which reached about 245 million USD in 2020.
- Sustain the concept of having a complete value chain in Egypt (Spinning - Weaving - Knitting - Apparel). Which increases the product value added and expand export opportunities.

Enablers:

- This project is complementary to Textile Industries in Egypt.
- Egypt is a home of the only fully vertically integrated textiles industry in the Middle East.
- Egypt has the experience in exporting knitted fabric as it has exported with the value of 30 Million USD in 2020 to many countries like Italy, Turkey, Spain, and Switzerland.
- Egypt's strategic location facilitates export to Asia, Africa, Europe and North America.
- Egypt signed many Trade agreements Such as Euro-Med, COMESA, MERCOSUR, and QIZ
- Egypt new investment law No. 73 for year 2017 that presents extra 30% of investment cost discount for Textile and labour intensive new facilities.
- Egypt's large consumer market makes it an attractive market for Textile Products.
- Egypt has 15 commercial ports to facilitate exports.

Trade Balance



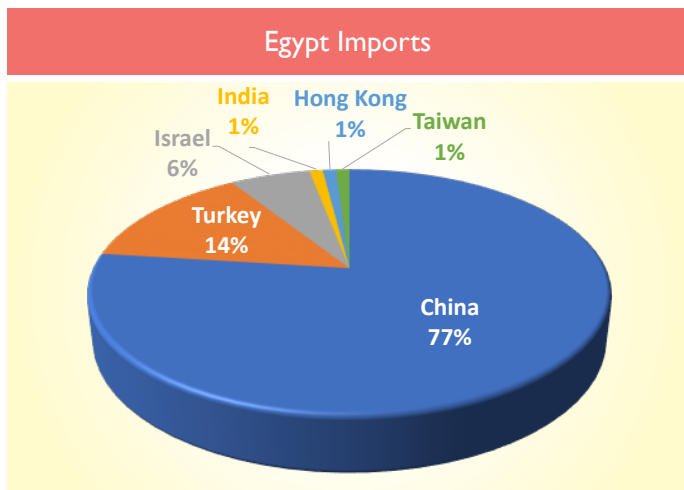
Exports ■ Imports ■ Trade Balance ■
US Million Dollars

- Egypt experienced a gradual growth in garment exports over the past decade with exports of knitted and woven garments increasing from USD 1.3 billion (4.9% of total global exports) to about

USD 2.0 billion (7.7%) in 2019, United States of America represents about 55% of Egypt’s export market, followed by the European Union with up to 25%.

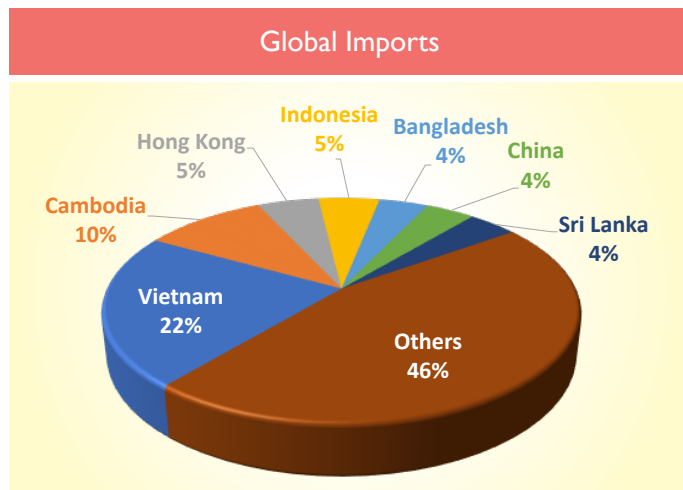
Egypt Imports:

Egypt’s imports of Knitted Fabrics valued 245 million USD in 2020, from countries like, China, Turkey, Israel, India, Hong Kong, and Taiwan as shown in the graph below.



Global Imports:

Global imports of Knitted Fabrics reached a value of 20 Billion USD in 2020, importers are Vietnam, Cambodia, Hong Kong, Indonesia, Bangladesh, China, Sri Lanka, , USA, Jordan, and Italy.



Market Opportunities

Regional Market:

- Egypt has more than 3500 formal factory in Textile Sector with a total investment of 5.8 USD billion
- 215 Million USD gap in Egyptian Trade balance in 2020.

Potential Export Market:

- China - Vietnam - Cambodia - Hong Kong - Korea.

Refernces:

Trade Map - Egyptian chamber of apparel and home textile - Egyptian Ready Made Garments Export Council

“This investment opportunity should be further verified by a detailed feasibility study”

Investment Opportunity Fact Sheet

Denim

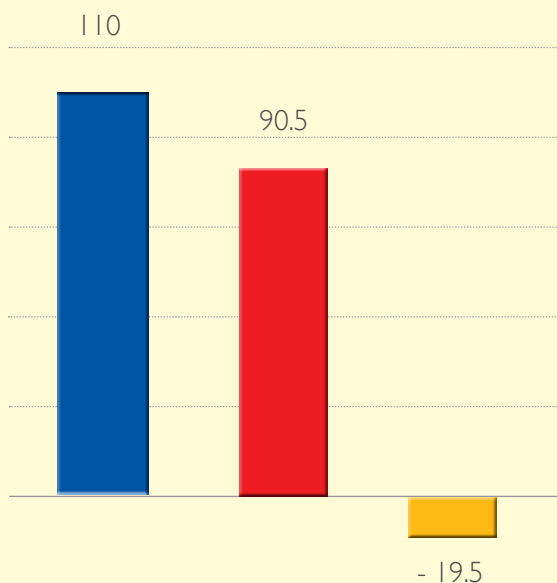
Objective:

- Bridge the gap in demand for Denim in the local market, which reached about 90 million USD in 2020.
- Sustain the concept of having a complete value chain in Egypt (Spinning - Weaving - Knitting - Apparel). Which increases the product value added and expand export opportunities.

Enablers:

- This project is complementary to Textile Industries in Egypt.
- Availability of Egyptian cotton (LSF) which is internationally prized and valued for its quality.
- Developing Egyptian Ginning factories and cotton trading process to maintain the high quality of Egyptian cotton.
- Egypt is a home of the only fully vertically integrated textiles industry in the Middle East.
- Egypt has the experience in exporting knitted fabric as it has exported with the value of 30 Million USD in 2020 to many countries like Italy, Turkey, Spain, and Switzerland.
- Egypt's strategic location facilitates export to Asia, Africa, Europe and North America.
- Egypt signed many Trade agreements Such as Euro-Med, COMESA, MERCOSUR, and QIZ
- Egypt new investment law No. 73 for year 2017 that presents extra 30% of investment cost discount

Trade Balance



Exports ■ Imports ■ Trade Balance ■
US Million Dollars

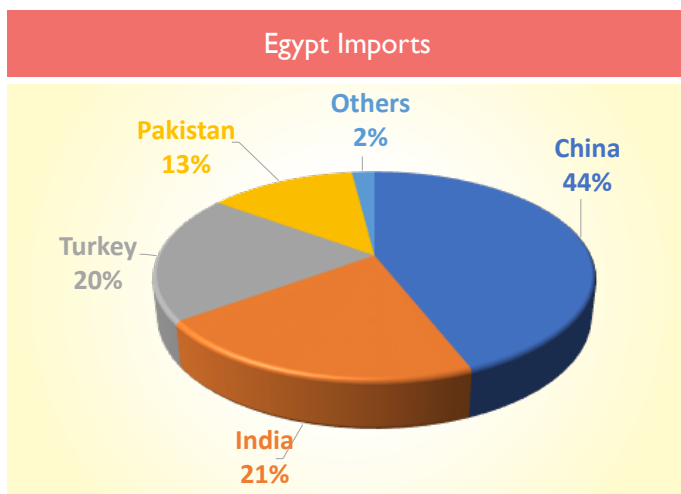
for Textile and labour intensive new facilities.

- Egypt’s large consumer market makes it an attractive market for Textile Products.
- Egypt has 15 commercial ports to facilitate exports.
- Egypt experienced a gradual growth in garment exports over the past decade with exports of

knitted and woven garments increasing from USD 1.3 billion (4.9% of total global exports) to about USD 2.0 billion (7.7%) in 2019, United States of America represents about 55% of Egypt’s export market, followed by the European Union with up to 25%.

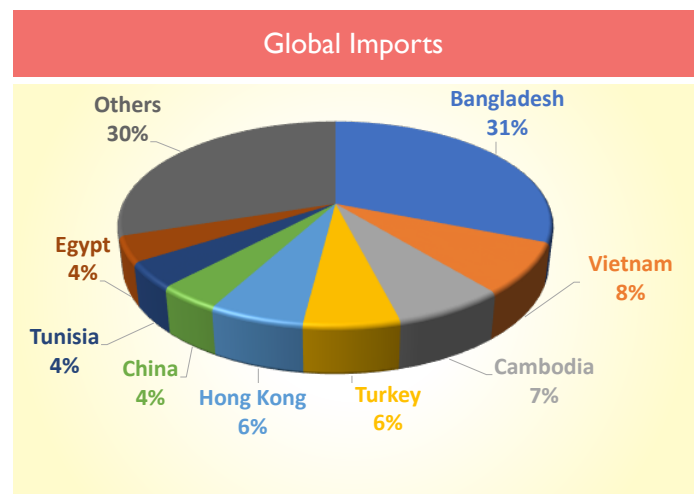
Egypt Imports:

Egypt’s imports of Denim valued 245 million USD in 2020, from countries like, China, India, Turkey, and Pakistan as shown in the graph below.



Global Imports:

Global imports of Denim reached a value of 3 Billion USD in 2020, importers are Bangladesh, Vietnam, Cambodia, Turkey, Hong Kong, China, and Tunisia.



Market Opportunities

Regional Market:

- Egypt has more than 3500 formal factory in Textile Sector with a total investment of 5.8 USD billion
- Egyptian Ready Made Garments Export Council expects an increase in apparel export value from 15% to 20% within 2025 -2030.

Potential Export Market:

- Europe: Germany - Spain - Turkey - Italy.
- North America: USA - Mexico.
- Asia: Vietnam - Bangladesh - Cambodia
- Arab countries: Tunisia - Morocco

References:

Trade Map – Egyptian chamber of apparel and home textile - Egyptian Ready Made Garments Export Council
 “This investment opportunity should be further verified by a detailed feasibility study”

Investment Opportunity Fact Sheet

Woven Fabrics

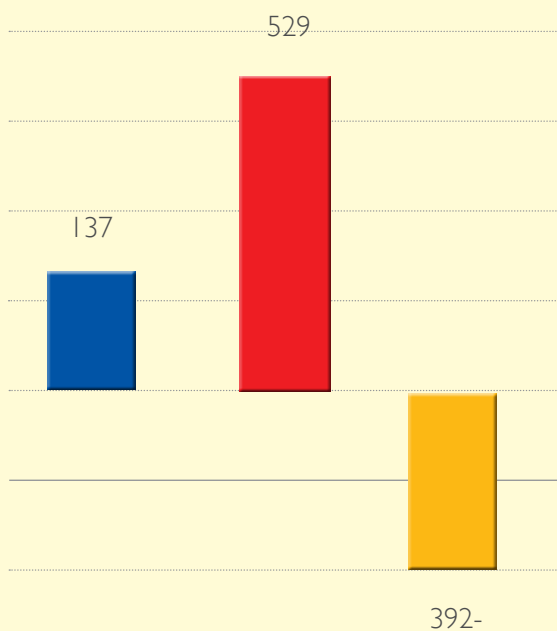
Objective:

- Bridge the gap in demand for Woven Fabrics in the local market, which reached more than 529 million USD in 2020.
- Sustain the concept of having a complete value chain in Egypt (Spinning - Weaving - Knitting - Apparel). Which increases the product value added and expand export opportunities.

Enablers:

- This project is complementary to Textile Industries in Egypt.
- Egypt is a home of the only fully vertically integrated textiles industry in the Middle East.
- Egypt's strategic location facilitates export to Asia, Africa, Europe and North America.
- Egypt signed many Trade agreements Such as Euro-Med, COMESA, MERCOSUR, and QIZ
- Egypt new investment law No.73 for year 2017 that presents extra 30% of investment cost discount for Textile and labour intensive new facilities.
- Egypt's large consumer market makes it an attractive market for Textile Products.
- Egypt has 15 commercial ports to facilitate exports.
- Egypt experienced a gradual growth in garment exports over the past decade with exports of knitted and woven garments increasing from USD 1.3 billion (4.9% of total global exports) to about USD 2.0 billion (7.7%) in 2019, United States of America represents about 55% of Egypt's export market, followed by the European Union with up to 25%.

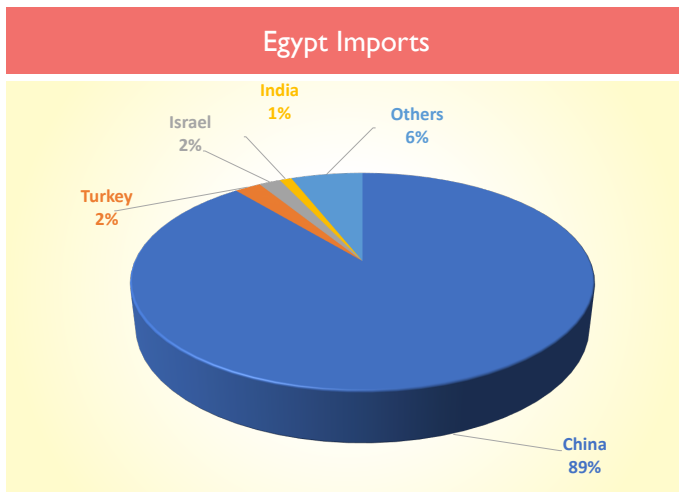
Trade Balance



Exports ■ Imports ■ Trade Balance ■
US Million Dollars

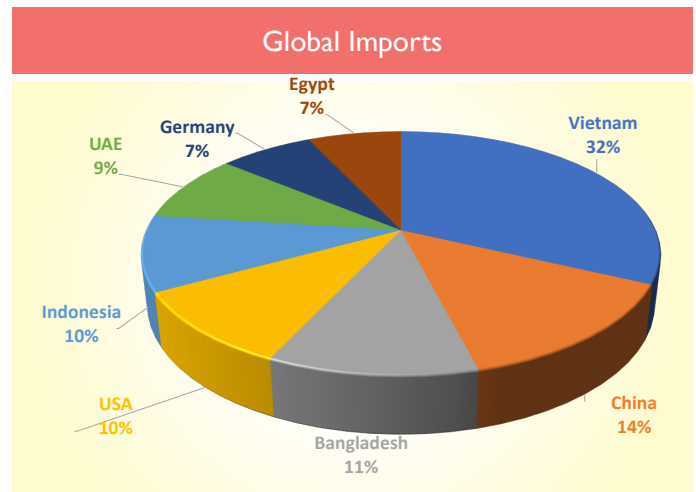
Egypt Imports:

Egypt's imports of Woven fabrics valued 529 million USD in 2020, from countries like, China, Turkey, Israel, and India as shown in the graph below.



Global Imports:

Global imports of Woven fabrics reached a value of 20 Billion USD in 2020, importers are Vietnam, China, Bangladesh, USA, Indonesia, United Arab Emirates, Germany, Egypt, Turkey, and Others.



Market Opportunities

Regional Market:

- Egypt has more than 3500 formal factory in Textile Sector with a total investment of 5.8 USD billion
- Apparel annual growth in Egypt Is about 9% to 10%

Potential Export Market:

- Europe: Turkey - Italy - Poland - Germany.
- North America: USA - Mexico.
- Asia: Vietnam - China - Bangladesh - Indonesia
- Arab countries : KSA - Yemen - Algeria - Jordan

References:

Trade Map – Egyptian chamber of apparel and home textile - Egyptian Ready Made Garments Export Council “This investment

“This investment opportunity should be further verified by a detailed feasibility study”

Investment Opportunity Fact Sheet

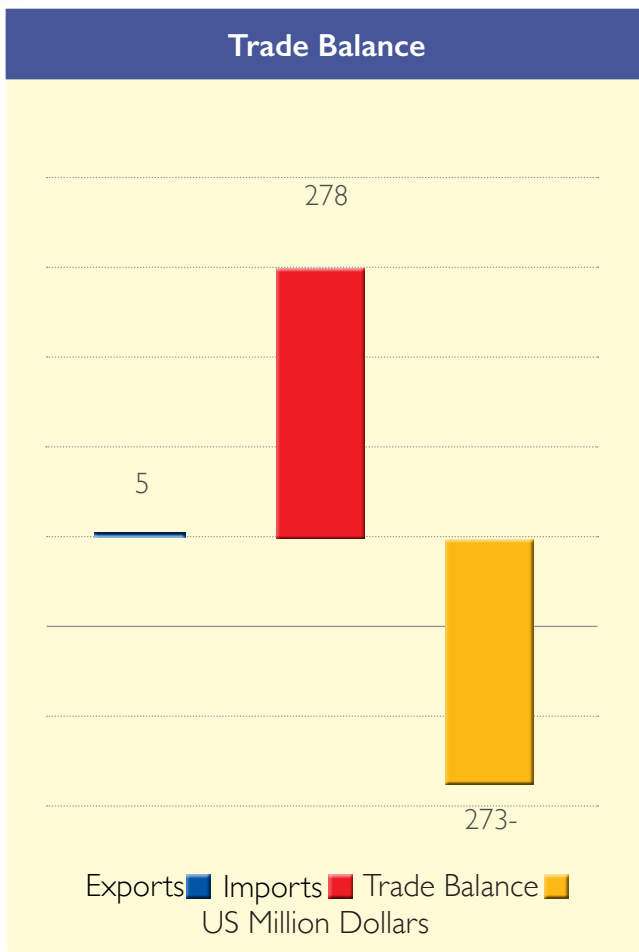
Writing and Printing Paper

Objective:

- The primary objective is to cover the large demand for Writing and Printing Paper in the domestic market, which is imported from many countries especially (Portugal - Sweden-Brazil-Indonesia -United Kingdom- Finland-United Arab Emirates – Germany).
- The completion of value-added chain for the Stationary and office supplies industry in Egypt and existence of export opportunities.

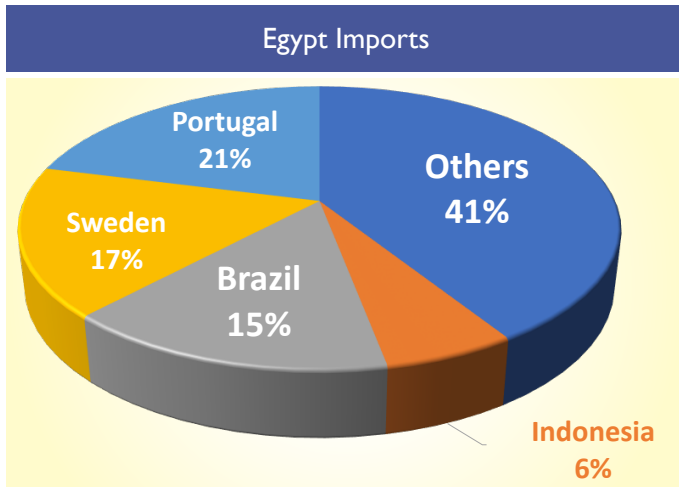
Enablers:

- Availability of raw materials locally from agricultural waste (corn - rice - sugar cane - cotto).
- Corn & sugar can waste are considered the best raw materials for high quality writing & printing paper , that can replace solid wood pulp.
- Pulping from non-wood is easier compared to wood, as it contains non-wood elements that have a low percentage of lignin, so it requires fewer chemicals during cooking and consumes less energy than wood fibres.
- This project is complementary to the Office and School supplies manufacturing industry in Egypt.



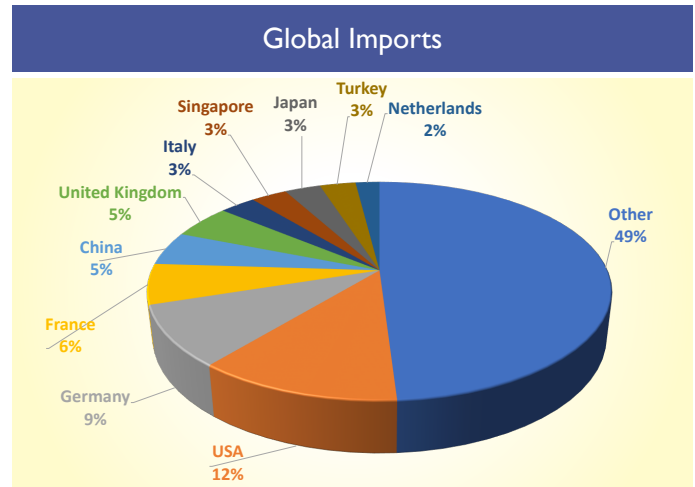
Egypt Imports:

Egypt Imported Printing and writing paper during 2020 with a value of 278 Million USD from respectively (Portugal - Sweden-Brazil-Indonesia -United Kingdom- Finland-United Arab Emirates – Germany).



Global Imports:

Global imports of paper pulp reached during 2020 a value of more than 16 Billion USD from (United states of America- Germany –France-China- United kingdom -Italy -Singapore-Japan-Turkey).



Market Opportunities

Regional Market:

- Manufacture of paper, writing and printing paper on two bases, namely “Kanat and Aduf” until the end of 2019, before it stopped production, and the total local production of the factory was about 155 thousand tons (a factory with about 60 thousand tons, and Qana factory) about 95 thousand tons), A paper factory, which is another “other” factory in Abu Qir in Alexandria, found a production of writing and printing paper and it is made from rice straw, due to the environmental problems of the black liquid (black liquor) came out from manufacturing of rice straw.
- There are also a number of factories producing writing and printing paper: Horus: 18 thousand tons - Shutmid: 12 thousand tons - Al-Badr: 15 thousand tons - Nefertiti: 12 thousand tons
- The volume of local consumption of writing and printing paper is about 600,000 tons annually, 95% (after the Qena and Edfu factories stopped) are imported from abroad at a value of 306 million USD for the year 2019, according to the data of the International Trade Center. Egypt’s imports of writing and printing paper are constantly increasing due to the faltering of this industry and the failure to take decisions to solve these obstacles.

- Egypt’s exports of writing and printing paper reached 4.6 million US dollars in 2020, despite a gap of 430 tons / year in domestic consumption.

Potential Export Market:

- African Countries
- Middle East.
- Gulf Region.

References:

Trade Map Website - Sugar Cane Trash to Pulp and Paper Techno-Economic Study- Unido - Agricultural Residues to Pulp and Paper Techno-Economic Study February 2017- Central Agency for Public Mobilization and Statistics (CAPMAS).
 “This investment opportunity should be further verified by a detailed feasibility study”

Investment Opportunity Fact Sheet

Paper Pulp (nonwood fibers)

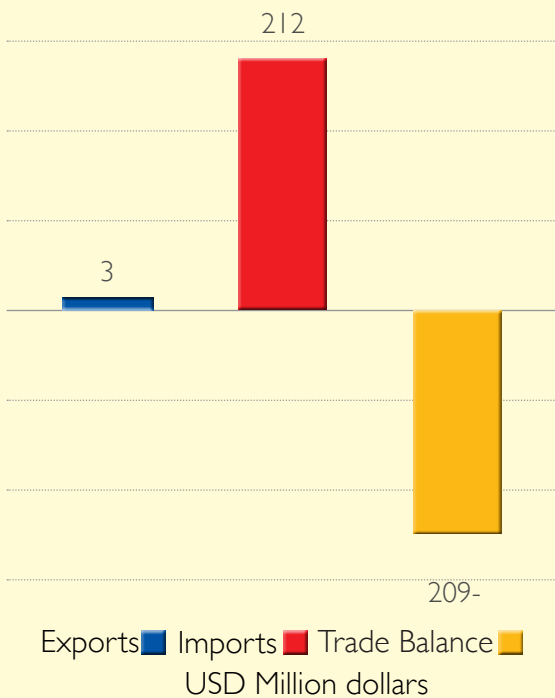
Objective:

- The primary objective is to cover the large demand for Paper Pulp in the domestic market, which is imported from many countries especially (United States of America - Brazil -Finland –Indonesia-Portugal-Austria).
- The completion of value-added chain for the paper industry in Egypt.
- The presence of export opportunities for the different kind of paper products with a competitive edge in price by replacing the imported pulp raw material.

Enablers:

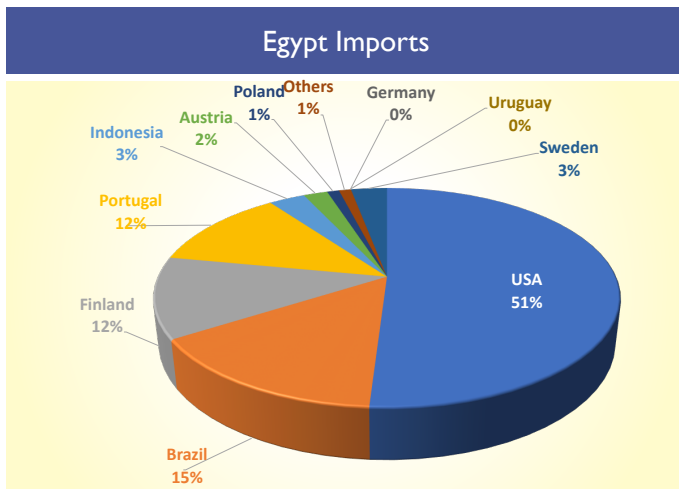
- Availability of raw materials locally from agricultural waste (corn - rice - sugar cane – cotton)
- Paper pulp imports has reached more than 212 Million USD in 2020.
- Global demand for paper pulp reached 38 Billion USD in 2020.
- Non-wood fibers are used in the manufacture of all kinds of paper products such as writing, printing grades and cardboard
- This project is complementary to the paper manufacturing industry in Egypt.

Trade Balance



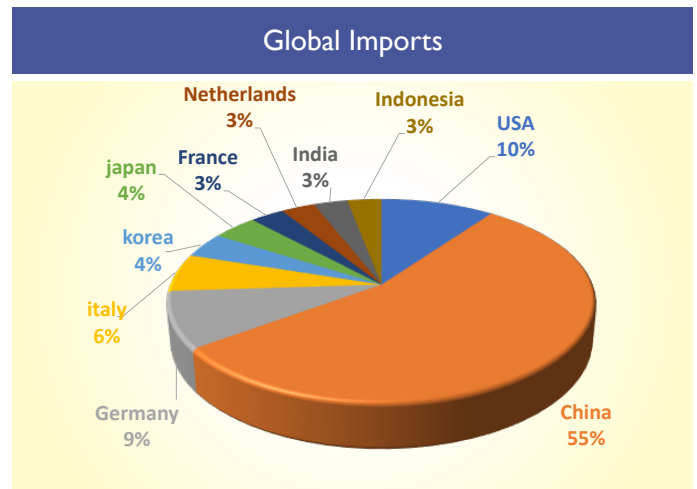
Egypt Imports:

Egypt Imported paper pulp during 2020 with a value of 212 Million USD from respectively (United States of America - Brazil- Finland- Portugal - Sweden -Indonesia- Europe Othr. Nes Austria- Poland- Uruguay –Germany).



Global Imports:

Global imports of paper pulp reached during 2020 a value of 36 Billion USD from (China-United states of America- Germany-Italy- Korea -Japan - France -Netherlands-Indonesia-India).



Market Opportunities

Regional Market:

- Increasing demands for paper and environmental concerns have increased the need for non-wood pulp (agricultural residues) as a low-cost raw material for papermaking, the production of non-wood pulp mainly takes place in countries with a shortage of wood as in Egypt
- The estimated amount of agricultural waste in Egypt ranges from 28 to 30 million dry tons per year, The five crops with the highest amount of waste are corn, rice, sugar cane, sugar beet and cotton
- Non-wood fibers are used in the manufacturing of all kinds of paper, Writing, printing grades and cardboards, most of the paper and paperboard production in Egypt is based mainly on secondary fibers, as well as imported fibers.
- Local pulp production includes 150,000 tons utilizing sugar cane waste (bagasse), The environmental impact due to bagasse pulp production is more controlled compared to rice straw pulping, due to the different chemical properties of the effluents
- Utilization of agricultural residues in pulp and paper industry has positive environmental impact and will reduce the act of waste burning, also improving the people's health of those living close

- to the field as ashes from burning sugarcane trash affect
- The Egyptian market suffers from a deficiency in pulp and paper products with imports around 1.1 Billion USD by 2020.
- Egypt marks the first country in importing Paper pulp Products in Africa and the second in Middle East by more than 288.4 MUSD by 2018.
- The total production of writing and printing paper products is about 155,000 tons/year from chemical (kraft) pulp which is mainly produced in only two factories (Edfo and Edfu).
- There are also a number of factories producing writing and printing paper: Horus: 18 thousand tons - Shutmid: 12 thousand tons - Al-Badr: 15 thousand tons - Nefertiti: 12 thousand tons.
- The volume of local consumption of writing and printing paper is about 600 thousand tons annually, 95% (after the Qena and Edfu factories stopped) are imported from abroad at a value of 277 million dollars for the year 2020.

Potential Export Market:

- Africa
- Middle East
- Gulf Region

Refernces:

Trade Map Website - Sugar Cane Trash to Pulp and Paper Techno-Economic Study-Unido - Agricultural Residues to Pulp and Paper Techno-Economic Study February 2017 - Central Agency for Public Mobilization and Statistics (CAPMAS) -"Investment Opportunity: Agricultural Wastes Recycling" in Egypt Economic Development Conference ECARU - CEO of Uniboard Factory
 "This investment opportunity should be further verified by a detailed feasibility study"

Investment Opportunity Fact Sheet

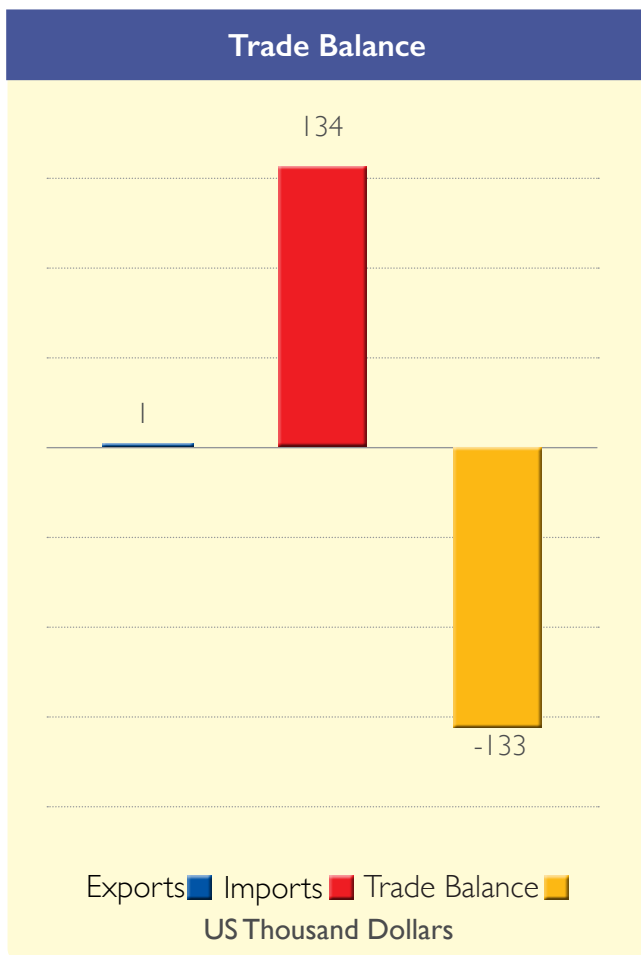
Aseptic Packaging

Objective:

- The Primary objective is to cover the large demand for Aseptic Packaging in the domestic market, which is imported from many countries especially (Turkey - China-Spain- -United Arab Emirates-Kenya- Saudi Arabia -Sweden-France).
- The completion of value-added chain for the Dairy and Juice industry in Egypt.

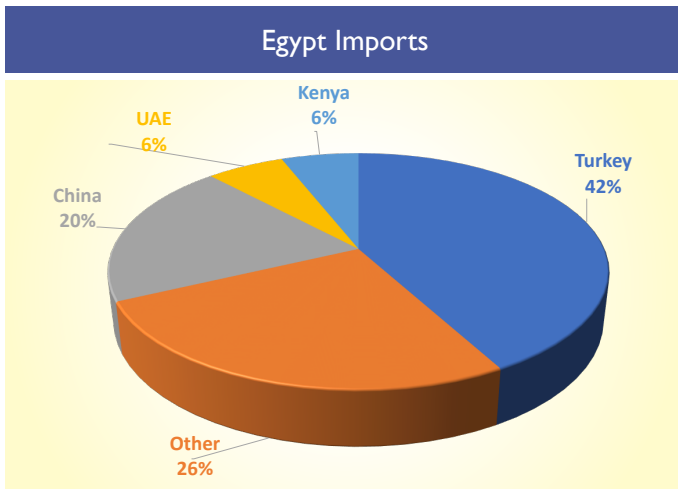
Enablers:

- Main Raw materials: cardboard-aluminium-polyethylene.
- The absence of local manufacturing premises for Aseptic Packaging in Egypt.
- Aseptic Packaging imports size has reached more than 134 Million USD for 2020.
- The Global demand for Aseptic Packaging, reached more than 8.6 Billion USD for 2020.
- This project is complementary to the food industry in Egypt.



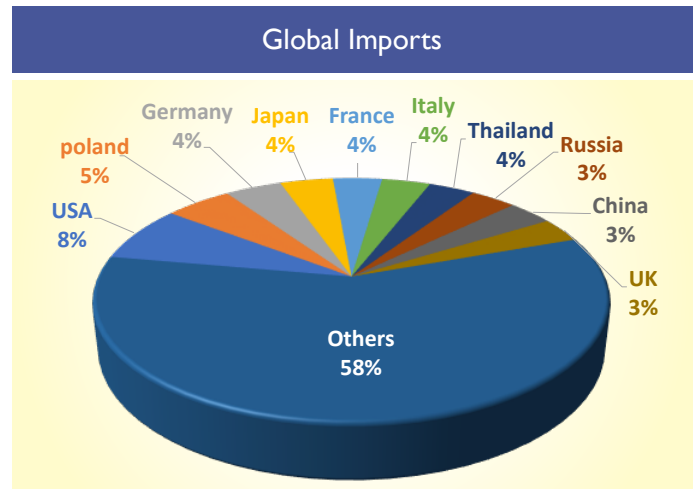
Egypt Imports:

Egypt Imported Aseptic Packaging for dairy and juice products with a value of more than 134 Million USD during 2020 from respectively (Turkey-China-United Arab of Emirates-Kenya-Saudi Arabia - Sweden - France)



Global Imports:

Global imports of Aseptic Packaging for dairy and Juice products reached more than 8,6 Billion USD during 2020 USD from respectively (United States of America-Poland- Germany -Japan- -France- Italy - Thailand -Russia-China-United Kingdom).



Market Opportunities

Regional Market:

- The Egyptian dairy industry is highly fragmented with more than 300 producers jostling for market share.
- Milk and Dairy product group is expected to grow at a CAGR of 16.5% in 2022 Egypt's geographical location will enable it to become an export hub to the GCC and certain parts of Sub Saharan Africa.
- Juices industry is expected to grow at an annual growth rate for 2017-2022 by 17.2%
- The percentage of packed dairy products in Egypt is expected to increase to 80% by 2020
- Egypt Imports 100% of Dairy and Juice Aseptic Packaging; mainly from Tetra and combi block companies.
- Egypt Exports more than 199,551 M USD from Dairy products.
- Egypt market in the dairy industry is the main gateway for the access of these products to the African markets and Gulf region.
- Egypt marks the first country in importing Aseptic Packaging Products in Africa and the Middle East by more than 134 MUSD by 2020.

Potential Export Market:

- Africa
- Middle East
- Gulf Region

References:

Trade Map website - Konstantin Kolnik , managing director, Tetra Pak Egypt - Business Monitor International (BMI)
 "This investment opportunity should be further verified by a detailed feasibility study"

Investment Opportunity Fact Sheet

Printing Plates Manufacturing

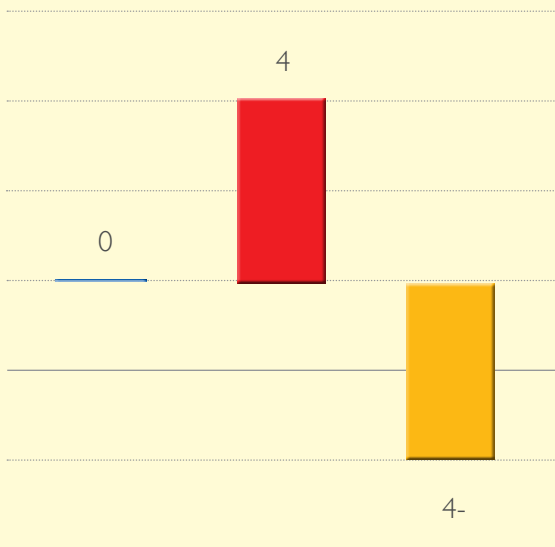
Objective:

- The primary objective is to cover the large demand for printing plates in the domestic market, which is imported from many countries especially (China - Germany - Italy - Holland - UAE).
- The completion of value-added chain for the printing industry in Egypt.

Enablers:

- Main Raw materials are available locally such as Aluminium alloy.
- Printing Plates imports size has reached more than 4 Million USD for 2020.
- Rising global demand for CTP Plates has reached more than 893.2 Million USD for 2018.
- Globally the production of plates is led by Germany, Switzerland, China, united states of America, Italy and Czech Republic
- There are 3 different kinds of the plates as the following
 - Thermal CTP (70% of the local demand).
 - Conventional or PS.
 - Computer to Conventional Plates (CTCP).
- This project is complementary to the Printing and Packaging Manufacturing industry in Egypt.

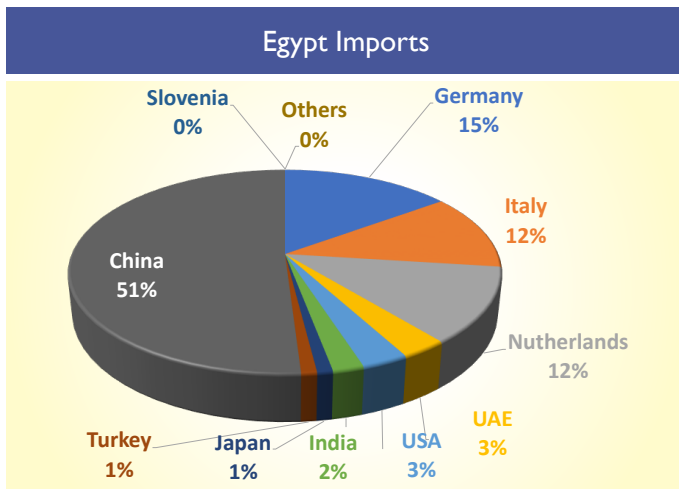
Trade Balance



Exports ■ Imports ■ Trade Balance ■
US Million Dollars

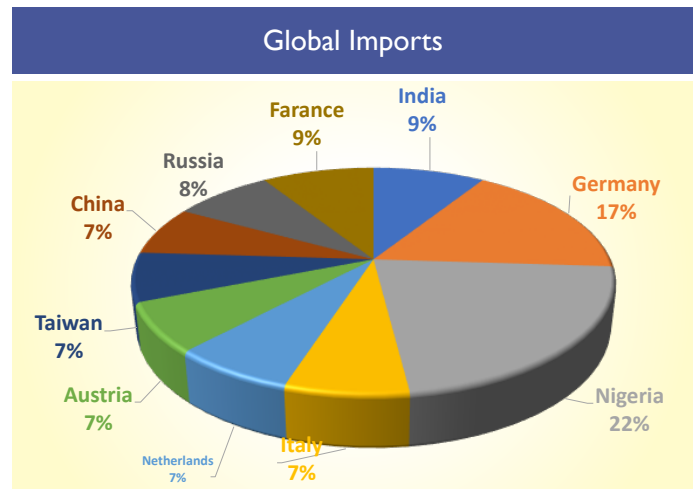
Egypt Imports:

Egypt Imported printing plates 2020 with a value of 4 Million USD from respectively (China - Germany - Italy - Holland- UAE).



Global Imports:

Global imports of printing plates reached during 2020 a value of 711 Million USD from (Nigeria Germany -India – France – United Russia – China).



Market Opportunities

Regional Market:

- Most of the Printing Houses in Egypt use Offset printing technology: production methods involve desktop publishing, scanning of artwork or photos, film output or plate output from an image-setter and include computer-to-plate (CTP) which is less in cost than digital printing machines
- The continuous growth in the printing and packaging industry in Egypt lead to increasing the consumption of printing plates, which reached 2 million m² yearly:
 - Thermal CTP 1,400,000 m².
 - PS Plates 550,000 m².
 - CTCP Plates 50.000 m².
- Printing plates consumed in Egypt are 100% imported; there was one local key producer of printing plates in the market but the factory was closed in 2013 due to the low prices and high quality.

Potential Export Market:

- Middle East.
- Gulf Region.
- African Countries.

References:

Trade Map Website

Printing Plates Feasibility Study 2017

“This investment opportunity should be further verified by a detailed feasibility study”

Investment Opportunity Fact Sheet

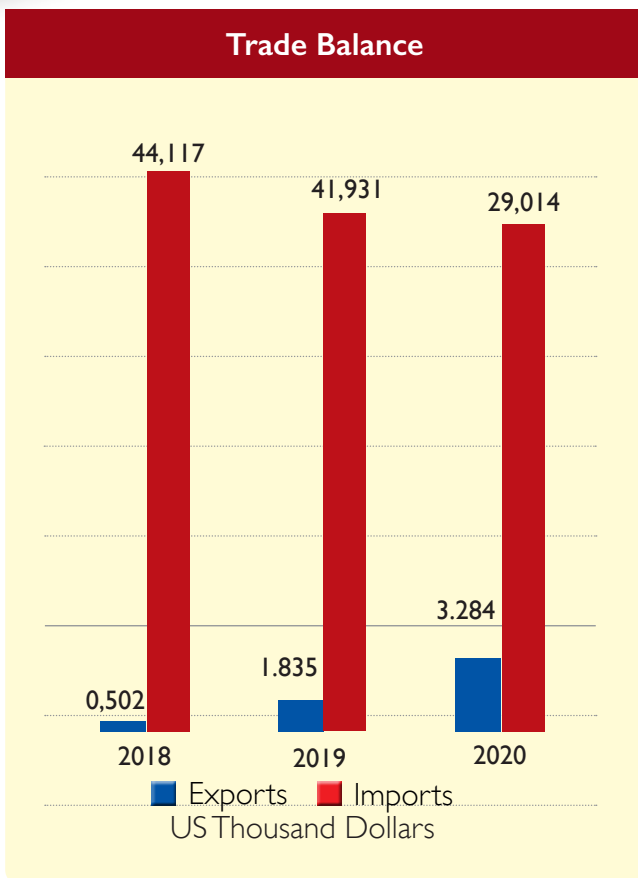
Rubber tubes, pipes and hoses

Objective:

- The main objective of manufacturing rubber tubes, pipes and hoses is fulfilling the local market demand and utilizing export opportunities.

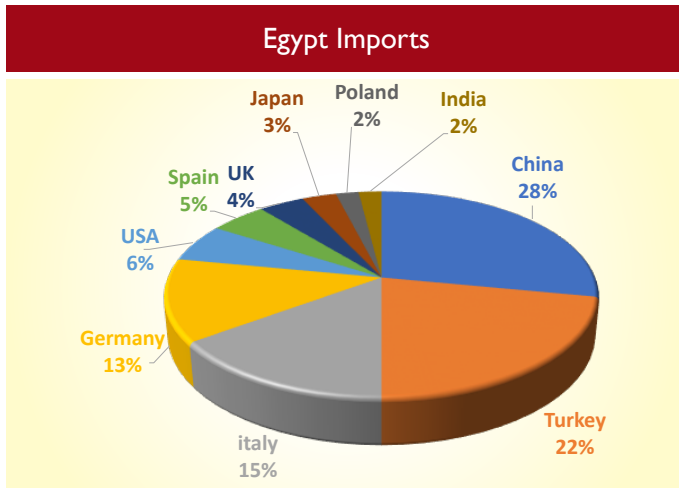
Enablers:

- Egypt's strategic location facilitates export to Asia, Africa, Europe and North America
- Free Trade Agreements with the European Union, COMESA, Mercosur and QIZ
- Wages in Egypt are among the most competitive in the region
- Egypt has 15 commercial ports to facilitate exports



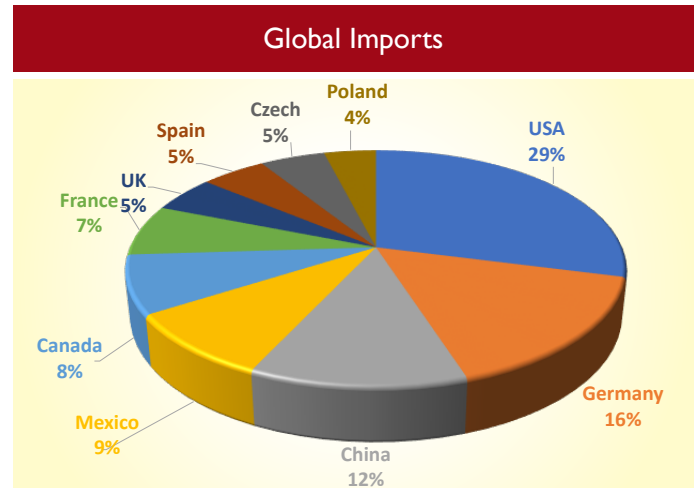
Egypt imports:

Egypt imports rubber tubes, pipes and hoses mainly from China, Turkey, Italy, Germany, the United States of America, Spain, the United Kingdom, Japan, India and Poland



Global imports:

The main global importers for rubber pipes, tubes and hoses are the United States of America, Germany, China, Mexico, Canada, France, the United Kingdom, Britain, Spain, the Czech Republic and Poland



Market Opportunities

Local market:

- The local market demand is increasing annually. Implementation of National projects and urban expansion will increase local market demand.

Potential Export Market:

- The potential export markets are USA, Germany, China, Mexico, Canada, France, the UK, Northern Ireland and Spain.

References:

Sources: world trade website

A detailed feasibility study should be prepared for this opportunity

Investment Opportunity Fact Sheet

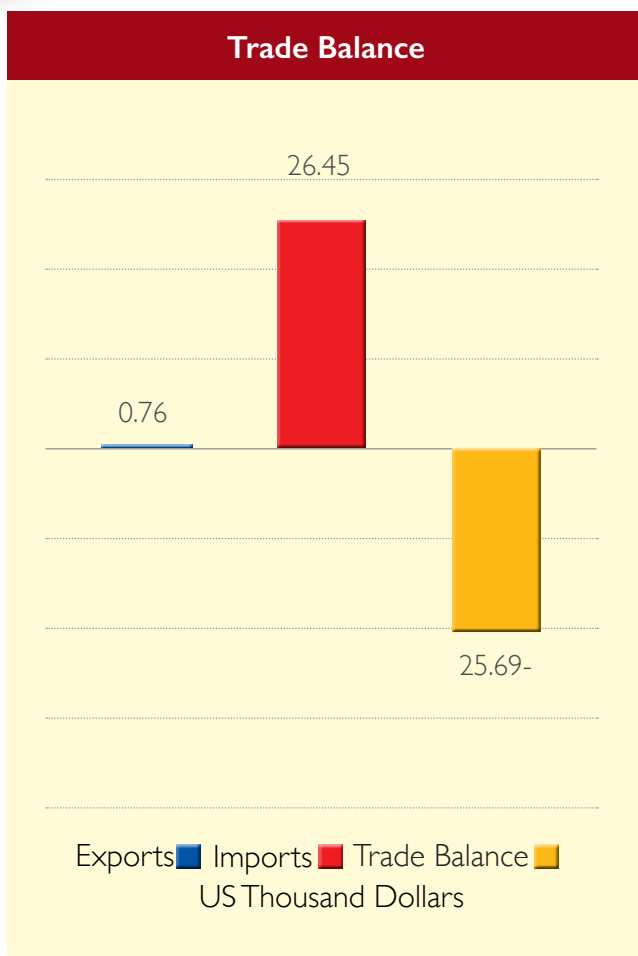
Rubber conveyors and transmission belt manufacturing project

Objective:

- Rubber conveyors and transmission belts have an important role in movement transmission inside machines and motors, in the transport of goods, raw material, final products, molds and spare parts in order to save effort and time inside factories, in airports, warehouses and storage stations.
- Conveyors and transmission belts are manufactured from rubber or Poly vinyl chloride or Poly urethane.
- The main objective of manufacturing Rubber conveyors and transmission belts is to fulfill the domestic market demand which increases annually, utilize export opportunities to different markets in Africa Middle east region.

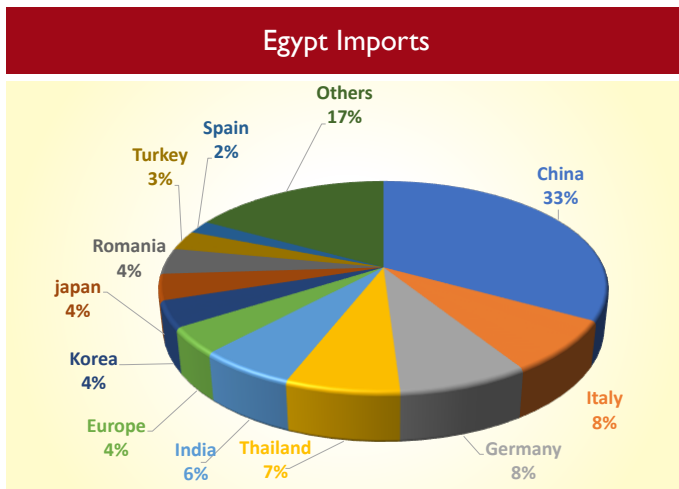
Enablers:

- Egypt's imports for conveyor belts reached \$26.4 million in 2020.
- The volume of global demand is huge, as it reached in 2020 a value of 5.3 billion dollars.
- Market need for local manufacturers or industrial companies specialized in the manufacturing of transmission belts for machines, motors and cars.
- Egypt exports in 2020 reached 76 thousand dollars to Sudan, Saudi Arabia, Tanzania and Angola.



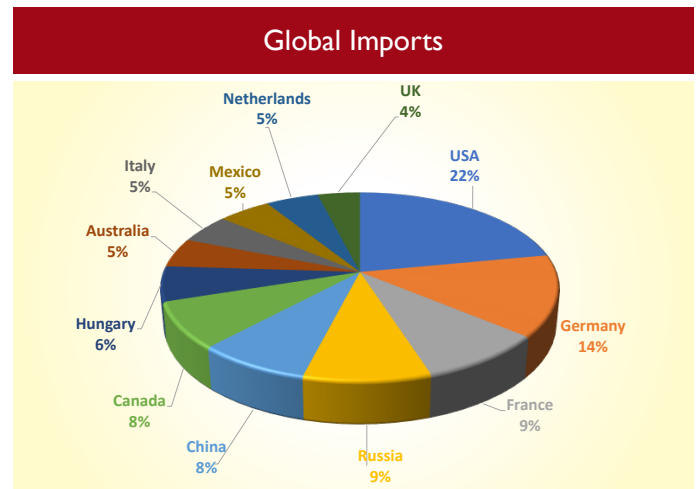
Egypt imports:

Egypt's imports of rubber transmission belts reached \$26.4 million in 2020.



Global imports:

The volume of global imports in 2020 reached \$5.3 billion.



Market Opportunities

Local market:

- Egyptian companies manufacture cargo conveyor belts only due to the high technology and know-how transfer required to manufacture machinery transmission belts.
- Most of the international companies in automotive industry and machine manufacturing industry import rubber conveyors and transmission belts.

Potential Export Market:

- Possible and potential export markets are Sudan and Saudi Arabia, Tanzania, Angola and Kenya.

References:

Sources: world trade website

A detailed feasibility study should be prepared for this opportunity

Investment Opportunity Fact Sheet

Rubber Vehicles Spare Parts

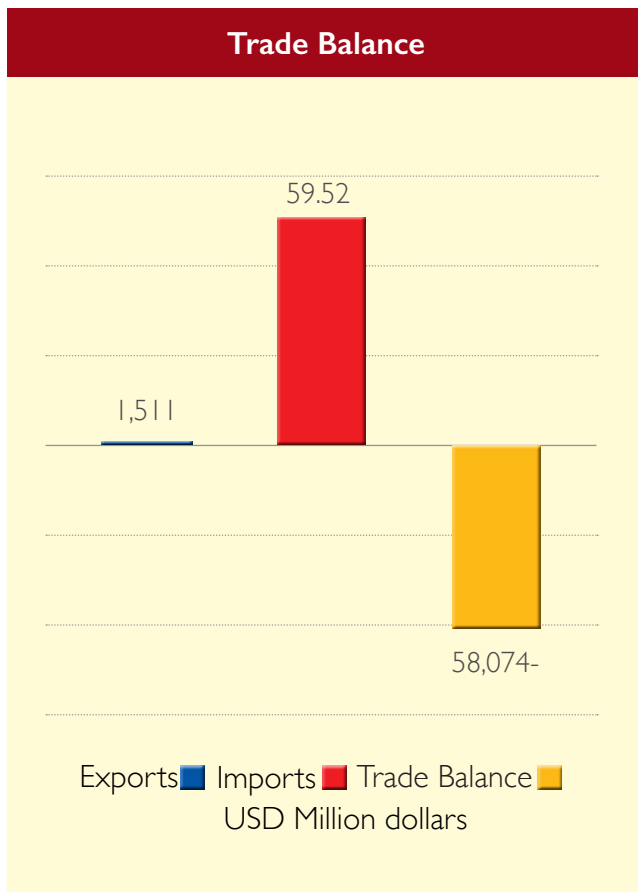
Objective:

- The main objective is to cover the large demand for rubber spare parts in the local market, which are imported from many countries especially (China, Germany, Italy, Korea and India).

Enabling :

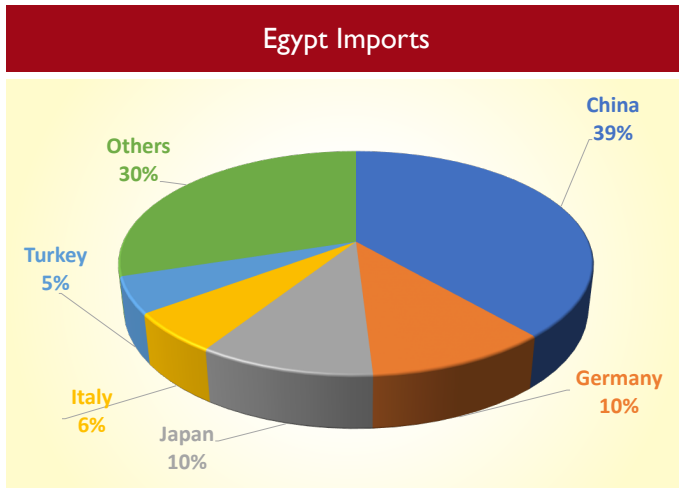
Raw Material:

- Natural Rubber - Synthetic Rubber such as styrene-rubber "SBR", styrene EPDM, rubber and butadiene,
- The volume of large imports of rubber spare parts for vehicles, which reached 60 Million USD for 2020,
- The continuous rise in the global demand for rubber spare parts for vehicles, which reached 27 billion US dollars for the year 2020.
- This project is complementary to the automotive industry in Egypt.
- Trade Balance for Rubber Vehicles Spare Parts in 2020:



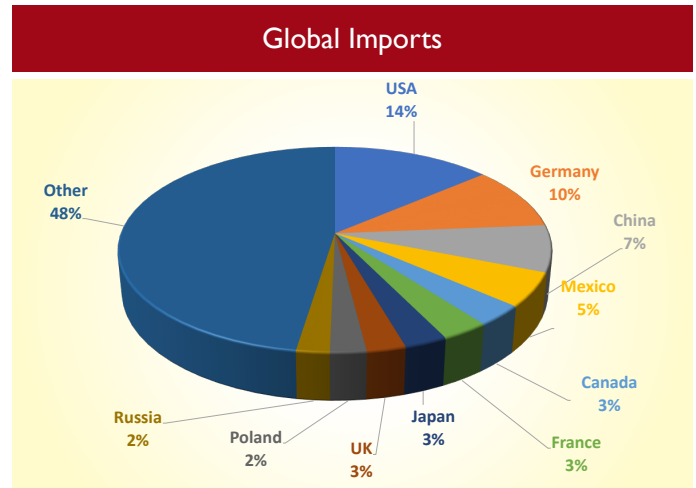
Egypt Imports :

The value of Egyptian imports reached 60 million US dollars during the year 2020, including 50 million US dollars, representing 85% of the total Egyptian imports of rubber spare parts for vehicles from ten countries, respectively (China, Germany, Japan, Italy, Turkey, the United States of America, Thailand, India, Russia and the United Kingdom).



Global Imports :

The value of global imports of rubber spare parts for vehicles amounted to 27 billion US dollars for the year 2020, including 14.7 billion US dollars, representing 55% of ten countries, respectively (USA, Germany, China, Mexico, Canada, France, Japan, the United Kingdom, Poland and Russia).



Market Opportunities

Regional Market:

- The total size of the local market in demand for passenger cars, transport and trucks was increasing before 2020, but due to the Corona pandemic, demand decreased until car sales reached the year 2020 according to the AMIC report as follows:
- 25800 buses, 30900 trucks, 185 thousand passenger cars.
- This is in addition to the domestic consumption of replacement, which may reach a billion dollars in demand at the end of 2020
- Twelve small local companies are producing rubber products,

Potential Export Market:

- United State
- Germany
- China
- Mexico
- Canada
- France

Refernces:

Trade Map Website, General Organisation for Exports & Imports Control (GOEIC), Central Agency for Public Mobilization and Statistics (CAPMAS).

A detailed feasibility study should be prepared for this opportunity

Investment Opportunity Fact Sheet

Petrochemicals Complex

Poly Propylene (PP):

Egypt is an international economic center for the trade of oil and natural gas

Egypt is ready to become the most dynamic petrochemical producer in Africa using its own natural gas resource base

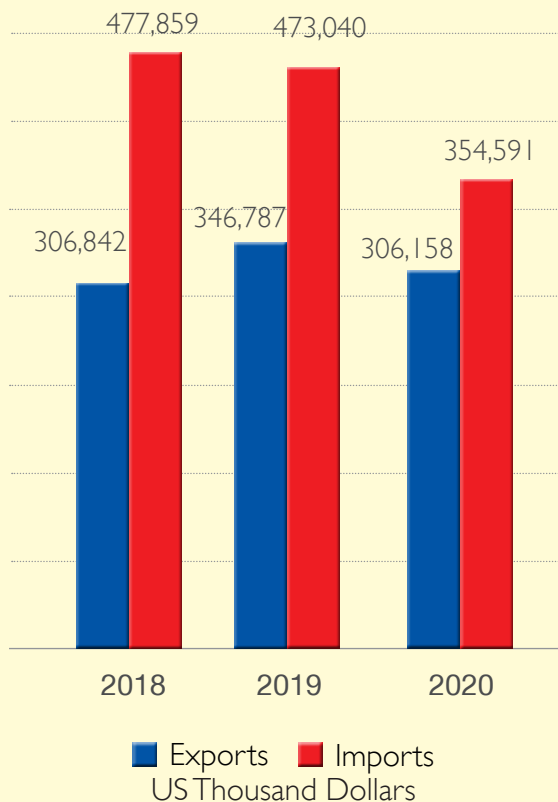
Objective:

- Reducing imports of petrochemical raw materials and providing them in the local market
- Opening export markets after meeting local needs

Enabling factors:

- The petroleum industry in Egypt is well developed and successful. The petroleum industry in Egypt is considered one of the oldest petroleum industries in the whole world, which started at the beginning of the twentieth century.
- Currently, Egypt enjoys the availability of trained technical cadres who have extensive experience in research, exploration and production, as well as transportation and refining activities.
- The current decrease in trained technical personnel for the oil and gas industry is one of the factors that negatively affect the increase of petroleum resources in the producing and consuming countries.
- Therefore, the presence of these cadres in Egypt is considered an additional national wealth that must be used efficiently in research, exploration and production activities
- The main raw materials are available locally, which is propane gas extracted from gas fields such as the Alexandria gas field and the Red Sea gas field.
- Petrochemical raw materials are the main material for the manufacture of plastics and plastic products.

Trade Balance



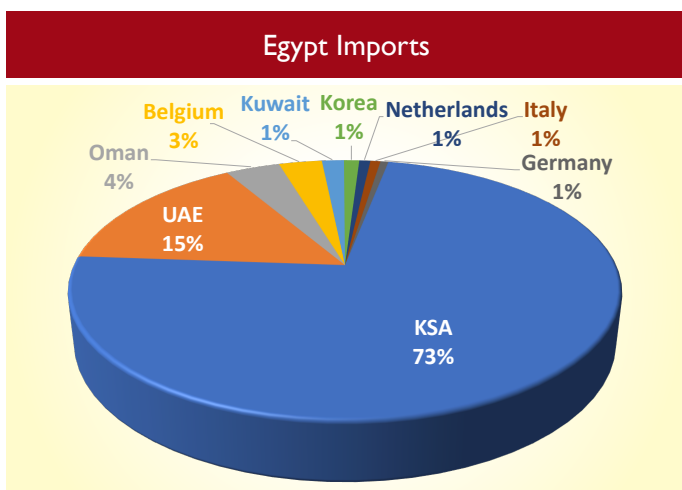
- An annual increase in the volume of demand locally, which is met by imports and reflected in the increase of the trade balance gap
- The global demand for petrochemical raw materials is increasing annually
- Egypt's strategic location facilitates export to Asia, Africa, Europe and North America
- Egypt has become the natural maritime partner of the European Union countries across the Mediterranean and the Red Sea, which is being

implemented through the fast lanes project that connects the European Union with all overseas neighboring ports such as Alexandria and West Port Said ports that are included in the corridors project in addition to other promising ports on the The Red Sea (Ras Shukair, Adabiya Port and Sokhna)

- Egypt has 15 commercial ports to facilitate exports
- Free Trade Agreements with the European Union, COMESA, Mercosur and QIZ

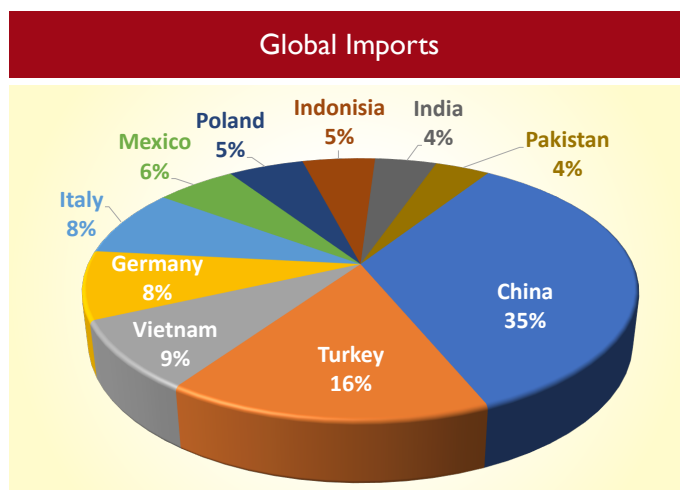
Egypt Imports in 2020:

The largest countries from which Egypt imported Poly Propylene in 2020 were the Kingdom of Saudi Arabia, the United Arab Emirates, the Sultanate of Oman, Belgium, Kuwait, Korea, the Netherlands, Italy, and Germany



Global Imports in 2020:

The largest importers of Poly Propylene in the world in 2020 are China, Turkey, Vietnam, Germany, Italy, Mexico, Poland, Indonesia, India, and Pakistan



Market Opportunities

Local market:

- Government-owned National Plastic Company Plastics for agricultural, packaging and household markets since it was founded in 1948
- Egypt has entered into a number of public-private partnerships aiming to support and develop job opportunities for the benefit of companies, consumers and citizens.
- Egyptian Petrochemical Holding Company is a mainly government-owned partnership

- The national master plan for petrochemicals is known and is the main tool through which the government leads
- The Petrochemical Holding Company is studying several new projects for the production of various petroleum derivatives

Potential Export Market:

- Possible export markets for polypropylene are China, Turkey, Vietnam, Germany, Italy, Mexico, Poland, Indonesia, India, and Pakistan

References:

Trade Map - Chamber of Chemical Industries and Fertilizers

A detailed feasibility study should be prepared for this opportunity

Investment Opportunity Fact Sheet

Poly Vinyl Chloride (PVC)

Egypt is an international economic center for the trade of oil and natural gas

Egypt is ready to become the most dynamic petrochemical producer in Africa using its own natural gas resource base

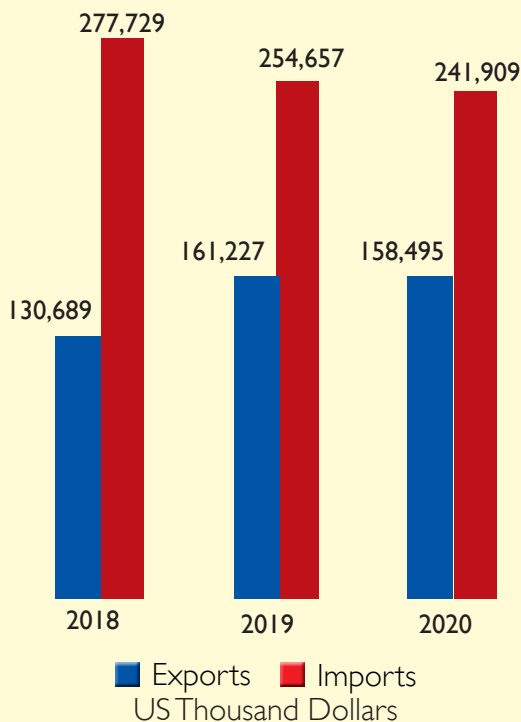
Objective:

- Reducing imports of petrochemical raw materials and providing them in the local market
- Opening export markets after meeting local needs

Enabling factors:

- The petroleum industry in Egypt is well developed and successful. The petroleum industry in Egypt is considered one of the oldest petroleum industries in the whole world, which started at the beginning of the twentieth century.
- Currently, Egypt enjoys the availability of trained technical cadres who have extensive experience in research, exploration and production, as well as transportation and refining activities.
- The current decrease in trained technical personnel for the oil and gas industry is one of the factors that negatively affect the increase of petroleum resources in the producing and consuming countries.
- Therefore, the presence of these cadres in Egypt is considered an additional national wealth that must be used efficiently in research, exploration and production activities
- The main raw materials are available locally, which is propane gas extracted from gas fields such as the Alexandria gas field and the Red Sea gas field.
- Petrochemical raw materials are the main material for the manufacture of plastics and plastic products.

Trade Balance



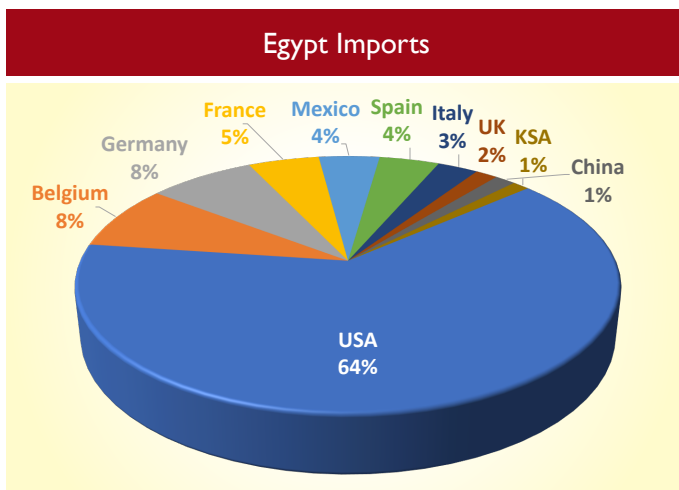
- An annual increase in the volume of demand locally, which is met by imports and reflected in the increase of the trade balance gap
- The global demand for petrochemical raw materials is increasing annually
- Egypt's strategic location facilitates export to Asia, Africa, Europe and North America
- Egypt has become the natural maritime partner of the European Union countries across the Mediterranean and the Red Sea, which is being

implemented through the fast lanes project that connects the European Union with all overseas neighboring ports such as Alexandria and West Port Said ports that are included in the corridors project in addition to other promising ports on the The Red Sea (Ras Shukair, Adabiya Port and Sokhna)

- Egypt has 15 commercial ports to facilitate exports
- Free Trade Agreements with the European Union, COMESA, Mercosur and QIZ

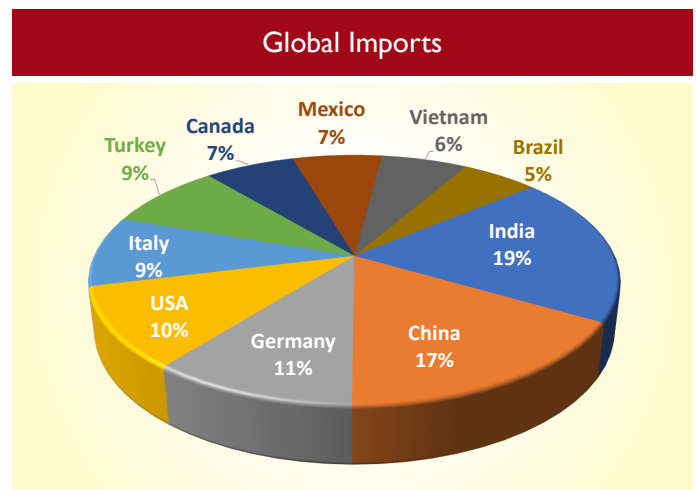
Egypt Imports in 2020:

The largest countries from which Egypt imported PVC in 2020 were the United States of America, Belgium, Germany, France, Mexico, Spain, Italy, England, China, and Saudi Arabia



Global Imports in 2020:

The world's largest importers of PVC in 2020 are India, China, Germany, USA, Italy, Turkey, Canada, Mexico, Vietnam, and Brazil



Market Opportunities

Local market:

- Government-owned National Plastic Company Plastics for agricultural, packaging and household markets since it was founded in 1948
- Egypt has entered into a number of public-private partnerships aiming to support and develop job opportunities for the benefit of companies, consumers and citizens.
- Egyptian Petrochemical Holding Company is a mainly government-owned partnership

- The national master plan for petrochemicals is known and is the main tool through which the government leads
- The Petrochemical Holding Company is studying several new projects for the production of various petroleum derivatives

Potential Export Market:

- Potential export markets for PVC are India, China, Germany, USA, Italy, Turkey, Canada, Mexico, Vietnam, and Brazil

References:

Trade Map - Chamber of Chemical Industries and Fertilizers

A detailed feasibility study should be prepared for this opportunity

Investment Opportunity Fact Sheet

Petrochemical complex

Low Density Poly Ethylene (LDPE)

Egypt is an international economic center for the trade of oil and natural gas

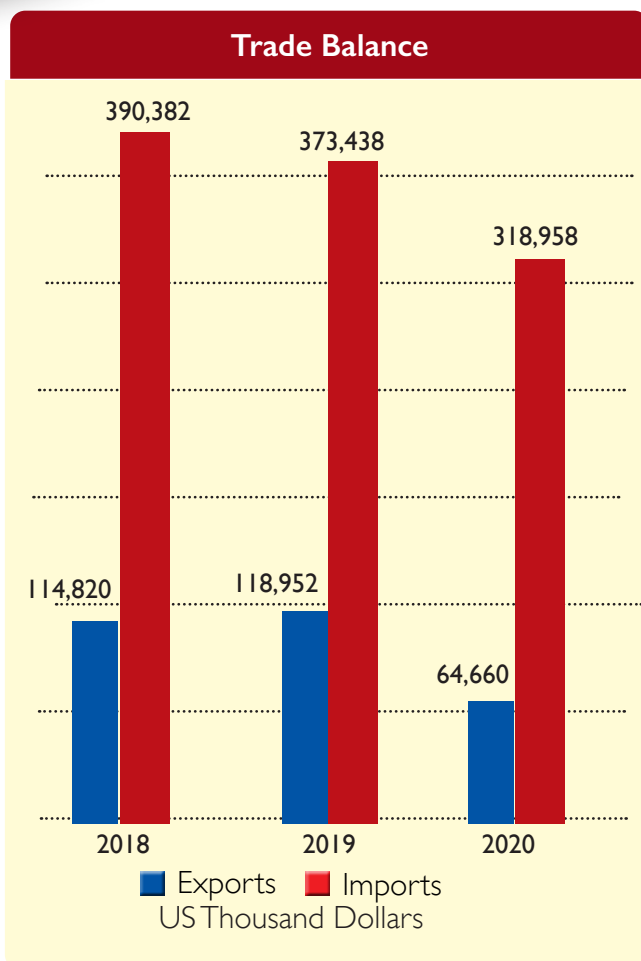
Egypt is ready to become the most dynamic petrochemical producer in Africa using its own natural gas resource base

Objective:

- Reducing imports of petrochemical raw materials and providing them in the local market
- Opening export markets after meeting local needs

Enabling factors:

- The petroleum industry in Egypt is well developed and successful. The petroleum industry in Egypt is considered one of the oldest petroleum industries in the whole world, which started at the beginning of the twentieth century.
- Currently, Egypt enjoys the availability of trained technical cadres who have extensive experience in research, exploration and production, as well as transportation and refining activities.
- The current decrease in trained technical personnel for the oil and gas industry is one of the factors that negatively affect the increase of petroleum resources in the producing and consuming countries.
- Therefore, the presence of these cadres in Egypt is considered an additional national wealth that must be used efficiently in research, exploration and production activities
- The main raw materials are available locally, which is propane gas extracted from gas fields such as the Alexandria gas field and the Red Sea gas field.
- Petrochemical raw materials are the main material for the manufacture of plastics and plastic products.



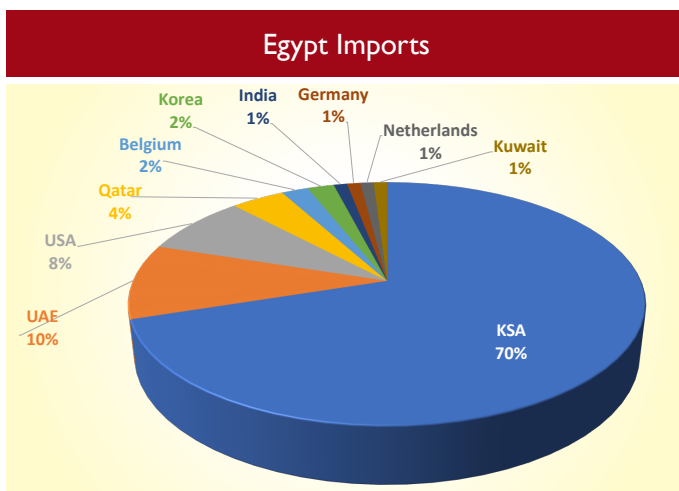
- An annual increase in the volume of demand locally, which is met by imports and reflected in the increase of the trade balance gap
- The global demand for petrochemical raw materials is increasing annually
- Egypt's strategic location facilitates export to Asia, Africa, Europe and North America
- Egypt has become the natural maritime partner of the European Union countries across the Mediterranean and the Red Sea, which is being

implemented through the fast lanes project that connects the European Union with all overseas neighboring ports such as Alexandria and West Port Said ports that are included in the corridors project in addition to other promising ports on the The Red Sea (Ras Shukair, Adabiya Port and Sokhna)

- Egypt has 15 commercial ports to facilitate exports
- Free Trade Agreements with the European Union, COMESA, Mercosur and QIZ

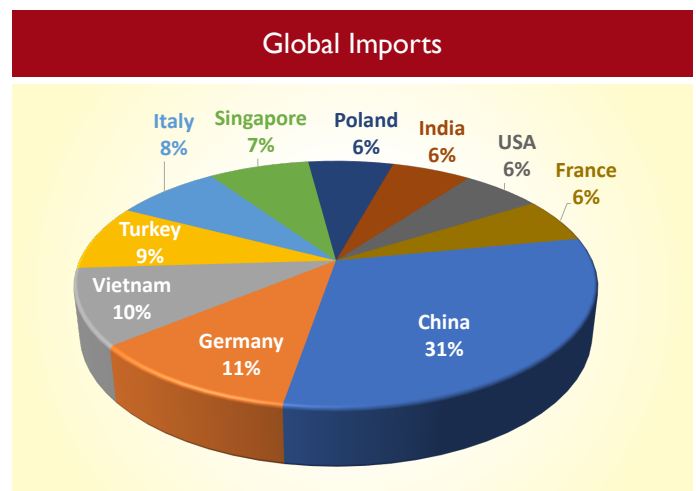
Egypt Imports in 2020:

The largest countries from which Egypt imported LDPE in 2020 were the Kingdom of Saudi Arabia, the United Arab Emirates, the United States of America, Qatar, Belgium, Korea, India, Germany, the Netherlands, and Kuwait



Global Imports in 2020:

The world's largest importers of LDPE in 2020 are China, Germany, Vietnam, Turkey, Italy, Singapore, Poland, India, USA, and France



Market Opportunities

Local market:

- Government-owned National Plastic Company Plastics for agricultural, packaging and household markets since it was founded in 1948
- Egypt has entered into a number of public-private partnerships aiming to support and develop job opportunities for the benefit of companies, consumers and citizens.
- Egyptian Petrochemical Holding Company is a mainly government-owned partnership

- The national master plan for petrochemicals is known and is the main tool through which the government leads
- The Petrochemical Holding Company is studying several new projects for the production of various petroleum derivatives

Potential Export Market:

- Potential export markets for LDPE are China, Germany, Vietnam, Turkey, Italy, Singapore, Poland, India, USA, and France

References:

Trade Map - Chamber of Chemical Industries and Fertilizers

A detailed feasibility study should be prepared for this opportunity

Investment Opportunity Fact Sheet

Petrochemical complex

High Density Poly Ethylene (HDPE)

Egypt is an international economic center for the trade of oil and natural gas

Egypt is ready to become the most dynamic petrochemical producer in Africa using its own natural gas resource base

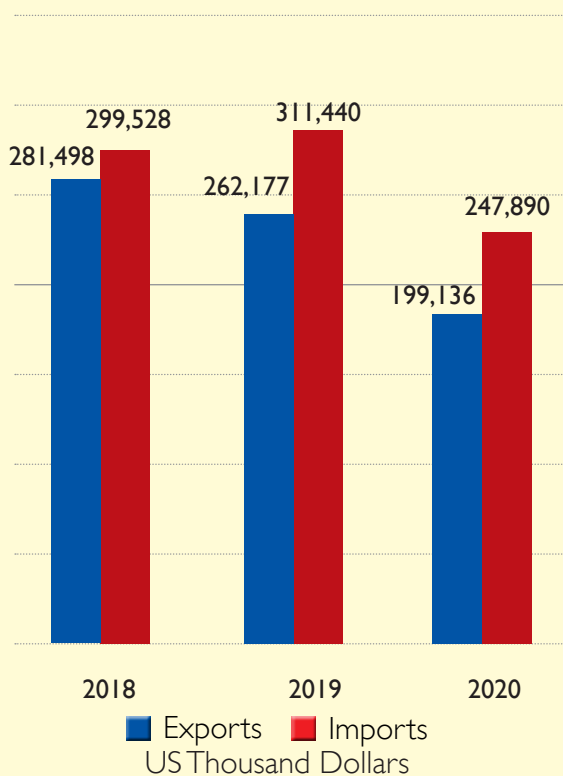
Objective:

- Reducing imports of petrochemical raw materials and providing them in the local market
- Opening export markets after meeting local needs

Enabling factors:

- The petroleum industry in Egypt is well developed and successful. The petroleum industry in Egypt is considered one of the oldest petroleum industries in the whole world, which started at the beginning of the twentieth century.
- Currently, Egypt enjoys the availability of trained technical cadres who have extensive experience in research, exploration and production, as well as transportation and refining activities.
- The current decrease in trained technical personnel for the oil and gas industry is one of the factors that negatively affect the increase of petroleum resources in the producing and consuming countries.
- Therefore, the presence of these cadres in Egypt is considered an additional national wealth that must be used efficiently in research, exploration and production activities
- The main raw materials are available locally, which is propane gas extracted from gas fields such as the Alexandria gas field and the Red Sea gas field.
- Petrochemical raw materials are the main material for the manufacture of plastics and plastic products.

Trade Balance



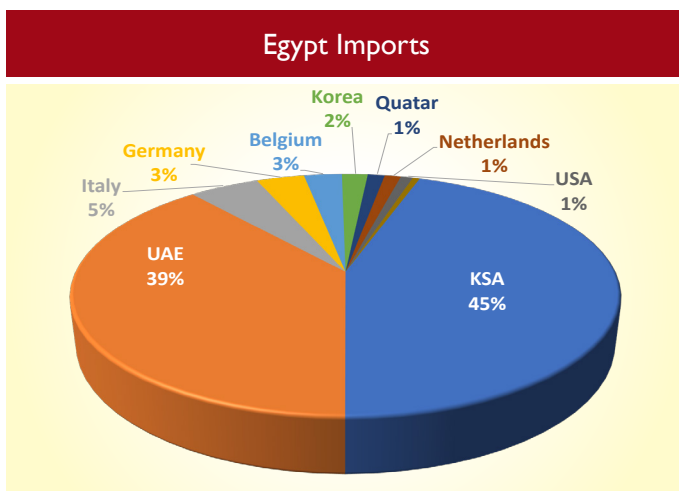
- An annual increase in the volume of demand locally, which is met by imports and reflected in the increase of the trade balance gap
- The global demand for petrochemical raw materials is increasing annually
- Egypt's strategic location facilitates export to Asia, Africa, Europe and North America
- Egypt has become the natural maritime partner of the European Union countries across the Mediterranean and the Red Sea, which is being

implemented through the fast lanes project that connects the European Union with all overseas neighboring ports such as Alexandria and West Port Said ports that are included in the corridors project in addition to other promising ports on the The Red Sea (Ras Shukair, Adabiya Port and Sokhna)

- Egypt has 15 commercial ports to facilitate exports
- Free Trade Agreements with the European Union, COMESA, Mercosur and QIZ

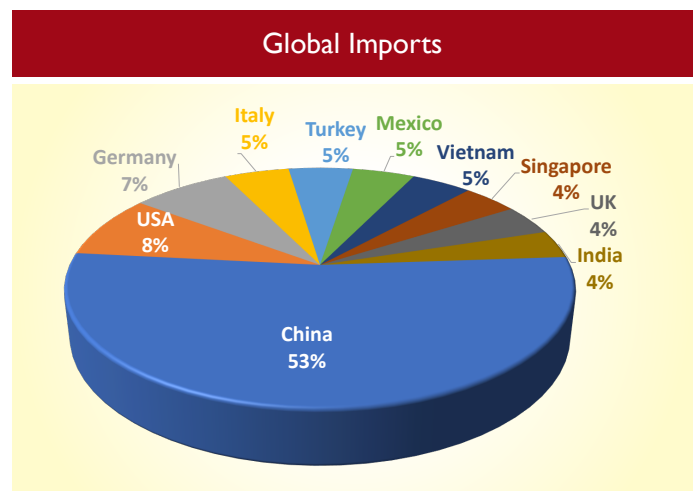
Egypt Imports in 2020:

The largest countries from which Egypt imported HDPE in 2020 were the Kingdom of Saudi Arabia, the United Arab Emirates, Italy, Germany, Belgium, Korea, Qatar, the Netherlands, the United States of America, and India



Global Imports in 2020:

The world's largest importers of HDPE in 2020 are China, USA, Germany, Italy, Turkey, Mexico, Vietnam, Singapore, England, and India



Market Opportunities

Local market:

- Government-owned National Plastic Company Plastics for agricultural, packaging and household markets since it was founded in 1948
- Egypt has entered into a number of public-private partnerships aiming to support and develop job opportunities for the benefit of companies, consumers and citizens.
- Egyptian Petrochemical Holding Company is a mainly government-owned partnership

- The national master plan for petrochemicals is known and is the main tool through which the government leads
- The Petrochemical Holding Company is studying several new projects for the production of various petroleum derivatives

Potential Export Market:

- Potential export markets for HDPE are China, USA, Germany, Italy, Turkey, Mexico, Vietnam, Singapore, England, and India

References:

Trade Map - Chamber of Chemical Industries and Fertilizers

A detailed feasibility study should be prepared for this opportunity

Investment Opportunity Fact Sheet

Petrochemical complex

General Purpose Poly Styrene (GPPS):

Egypt is an international economic center for the trade of oil and natural gas

Egypt is ready to become the most dynamic petrochemical producer in Africa using its own natural gas resource base

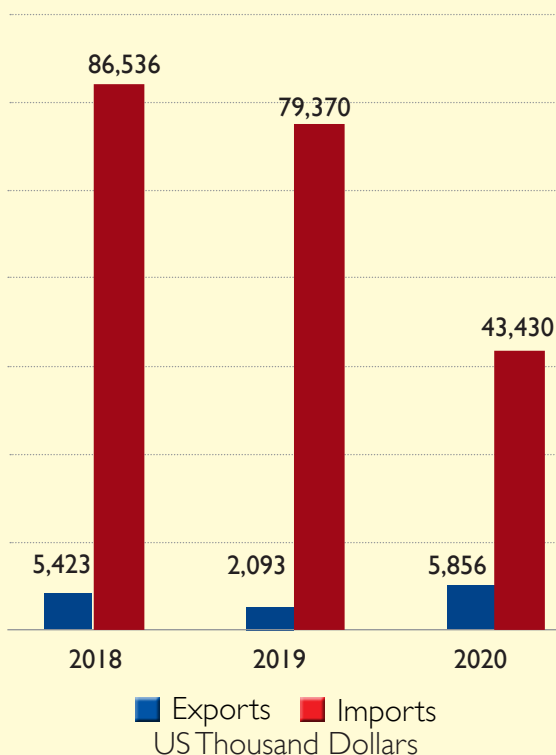
Objective:

- Reducing imports of petrochemical raw materials and providing them in the local market
- Opening export markets after meeting local needs

Enabling factors:

- The petroleum industry in Egypt is well developed and successful. The petroleum industry in Egypt is considered one of the oldest petroleum industries in the whole world, which started at the beginning of the twentieth century.
- Currently, Egypt enjoys the availability of trained technical cadres who have extensive experience in research, exploration and production, as well as transportation and refining activities.
- The current decrease in trained technical personnel for the oil and gas industry is one of the factors that negatively affect the increase of petroleum resources in the producing and consuming countries.
- Therefore, the presence of these cadres in Egypt is considered an additional national wealth that must be used efficiently in research, exploration and production activities
- The main raw materials are available locally, which is propane gas extracted from gas fields such as the Alexandria gas field and the Red Sea gas field.
- Petrochemical raw materials are the main material

Trade Balance



for the manufacture of plastics and plastic products.

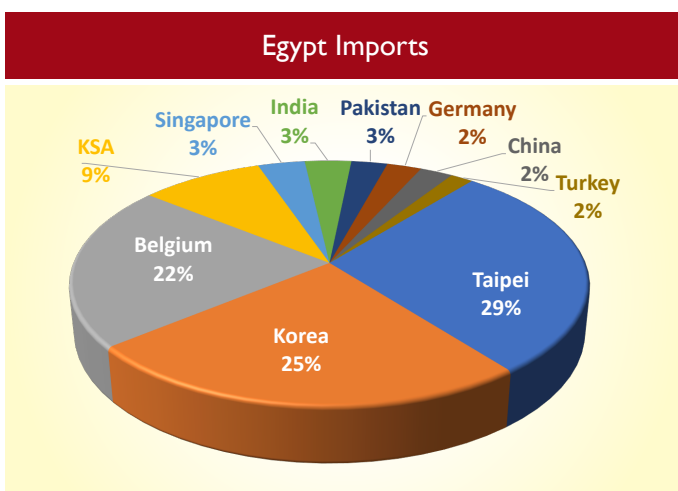
- An annual increase in the volume of demand locally, which is met by imports and reflected in the increase of the trade balance gap
- The global demand for petrochemical raw materials is increasing annually
- Egypt's strategic location facilitates export to Asia, Africa, Europe and North America
- Egypt has become the natural maritime partner

of the European Union countries across the Mediterranean and the Red Sea, which is being implemented through the fast lanes project that connects the European Union with all overseas neighboring ports such as Alexandria and West Port Said ports that are included in the corridors project in addition to other promising ports on the The Red Sea (Ras Shukair, Adabiya Port and Sokhna)

- Egypt has 15 commercial ports to facilitate exports
- Free Trade Agreements with the European Union, COMESA, Mercosur and QIZ

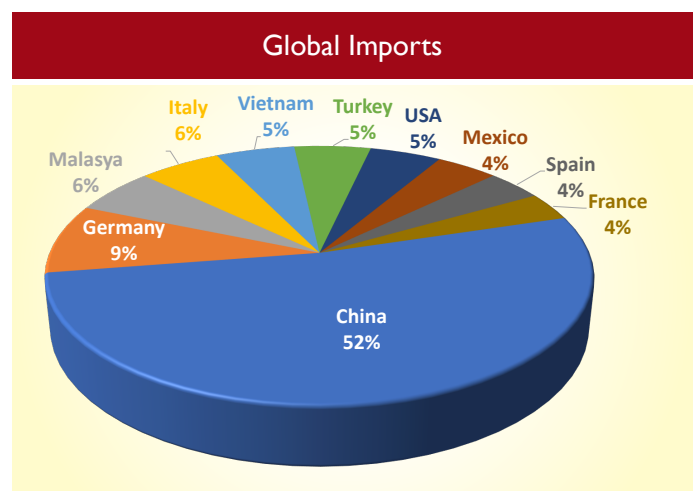
Egypt Imports in 2020:

The largest countries from which Egypt imported General Purpose Poly Styrene (GPPS) in 2020 were Taipei, Korea, Belgium, Saudi Arabia, Singapore, India, Pakistan, Germany, China, Turkey



Global Imports in 2020:

The world's largest importers of General Purpose Poly Styrene (GPPS) in 2020 are China, Germany, Malaysia, Italy, Vietnam, Turkey, the United States of America, Mexico, Spain, and France



Market Opportunities

Local market:

- Government-owned National Plastic Company Plastics for agricultural, packaging and household markets since it was founded in 1948
- Egypt has entered into a number of public-private partnerships aiming to support and develop job opportunities for the benefit of companies, consumers and citizens.
- Egyptian Petrochemical Holding Company is a mainly government-owned partnership

- The national master plan for petrochemicals is known and is the main tool through which the government leads
- The Petrochemical Holding Company is studying several new projects for the production of various petroleum derivatives

Potential Export Market:

- Potential export markets for General Purpose Poly Styrene (GPPS) are China, Germany, Malaysia, Italy, Vietnam, Turkey, USA, Mexico, Spain and France.

References:

Trade Map - Chamber of Chemical Industries and Fertilizers

A detailed feasibility study should be prepared for this opportunity

Investment Opportunity Fact Sheet

Petrochemicals Complex

Poly Urethane (PU):

Egypt is an international economic center for the trade of oil and natural gas

Egypt is ready to become the most dynamic petrochemical producer in Africa using its own natural gas resource base

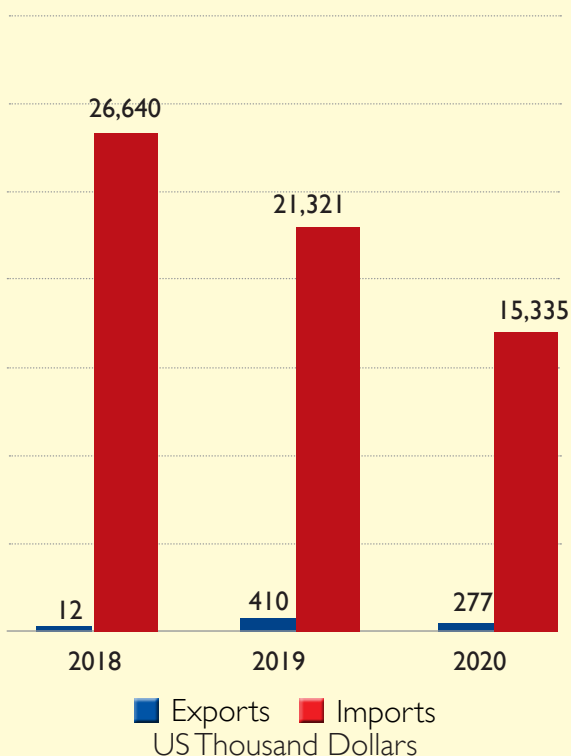
Objective:

- Reducing imports of petrochemical raw materials and providing them in the local market
- Opening export markets after meeting local needs

Enabling factors:

- The petroleum industry in Egypt is well developed and successful. The petroleum industry in Egypt is considered one of the oldest petroleum industries in the whole world, which started at the beginning of the twentieth century.
- Currently, Egypt enjoys the availability of trained technical cadres who have extensive experience in research, exploration and production, as well as transportation and refining activities.
- The current decrease in trained technical personnel for the oil and gas industry is one of the factors that negatively affect the increase of petroleum resources in the producing and consuming countries.
- Therefore, the presence of these cadres in Egypt is considered an additional national wealth that must be used efficiently in research, exploration and production activities
- The main raw materials are available locally, which is propane gas extracted from gas fields such as the Alexandria gas field and the Red Sea gas field.
- Petrochemical raw materials are the main material for the manufacture of plastics and plastic products.

Trade Balance



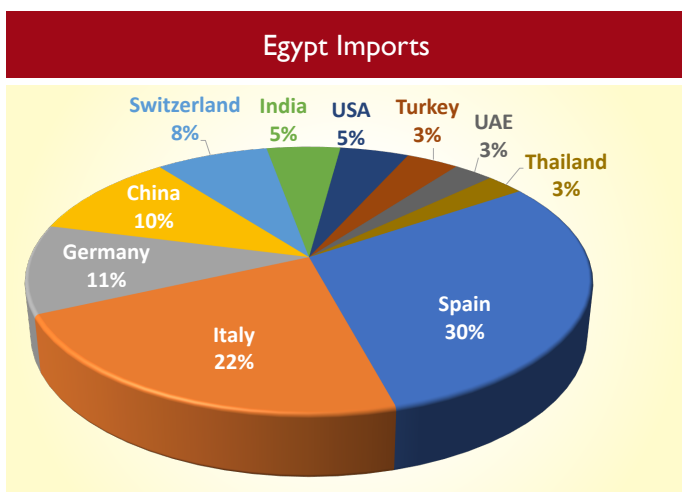
- An annual increase in the volume of demand locally, which is met by imports and reflected in the increase of the trade balance gap
- The global demand for petrochemical raw materials is increasing annually
- Egypt's strategic location facilitates export to Asia, Africa, Europe and North America
- Egypt has become the natural maritime partner of the European Union countries across the Mediterranean and the Red Sea, which is being

implemented through the fast lanes project that connects the European Union with all overseas neighboring ports such as Alexandria and West Port Said ports that are included in the corridors project in addition to other promising ports on the The Red Sea (Ras Shukair, Adabiya Port and Sokhna)

- Egypt has 15 commercial ports to facilitate exports
- Free Trade Agreements with the European Union, COMESA, Mercosur and QIZ

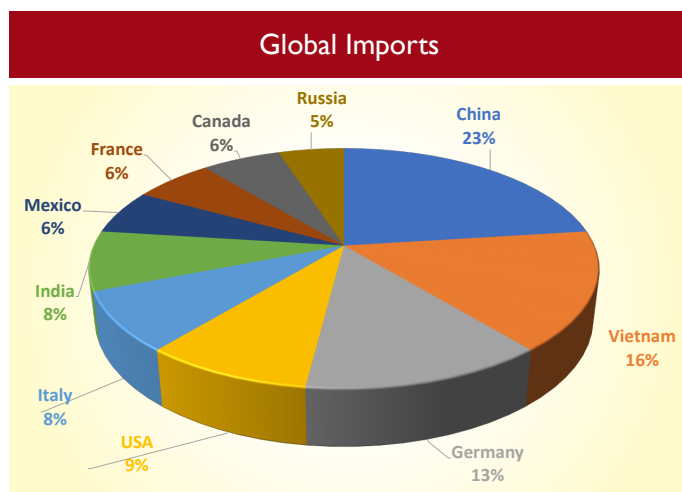
Egypt Imports in 2020:

The largest countries from which Egypt imported in 2020 were Spain, Italy, Germany, China, Switzerland, India, the United States of America, Turkey, the United Arab Emirates, and Thailand



Global Imports in 2020:

The world's largest importers of PU in 2020 are China, Vietnam, Germany, USA, Italy, India, Mexico, France, Canada, and Russia



Market Opportunities

Local market:

- Government-owned National Plastic Company Plastics for agricultural, packaging and household markets since it was founded in 1948
- Egypt has entered into a number of public-private partnerships aiming to support and develop job opportunities for the benefit of companies, consumers and citizens.
- Egyptian Petrochemical Holding Company is a mainly government-owned partnership
- The national master plan for petrochemicals is

known and is the main tool through which the government leads

- The Petrochemical Holding Company is studying several new projects for the production of various petroleum derivatives

Potential Export Market:

- Possible export markets for Poly Urethane (PU) are China, Vietnam, Germany, USA, Italy, India, Mexico, France, Canada, and Russia

References:

Trade Map - Chamber of Chemical Industries and Fertilizers

A detailed feasibility study should be prepared for this opportunity

Investment Opportunity Fact Sheet

Petrochemical complex

Poly Carbonate (PC):

Egypt is an international economic center for the trade of oil and natural gas

Egypt is ready to become the most dynamic petrochemical producer in Africa using its own natural gas resource base

Objective:

- Reducing imports of petrochemical raw materials and providing them in the local market
- Opening export markets after meeting local needs

Enabling factors:

- The petroleum industry in Egypt is well developed and successful. The petroleum industry in Egypt is considered one of the oldest petroleum industries in the whole world, which started at the beginning of the twentieth century.
- Currently, Egypt enjoys the availability of trained technical cadres who have extensive experience in research, exploration and production, as well as transportation and refining activities.
- The current decrease in trained technical personnel for the oil and gas industry is one of the factors that negatively affect the increase of petroleum resources in the producing and consuming countries.
- Therefore, the presence of these cadres in Egypt is considered an additional national wealth that must be used efficiently in research, exploration and production activities
- The main raw materials are available locally, which is propane gas extracted from gas fields such as the Alexandria gas field and the Red Sea gas field.
- Petrochemical raw materials are the main material

Trade Balance



for the manufacture of plastics and plastic products.

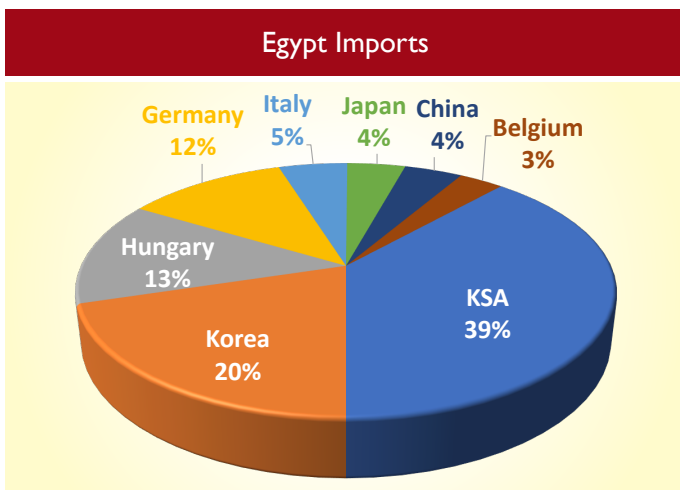
- An annual increase in the volume of demand locally, which is met by imports and reflected in the increase of the trade balance gap
- The global demand for petrochemical raw materials is increasing annually
- Egypt's strategic location facilitates export to Asia, Africa, Europe and North America
- Egypt has become the natural maritime partner

of the European Union countries across the Mediterranean and the Red Sea, which is being implemented through the fast lanes project that connects the European Union with all overseas neighboring ports such as Alexandria and West Port Said ports that are included in the corridors project in addition to other promising ports on the The Red Sea (Ras Shukair, Adabiya Port and Sokhna)

- Egypt has 15 commercial ports to facilitate exports
- Free Trade Agreements with the European Union, COMESA, Mercosur and QIZ

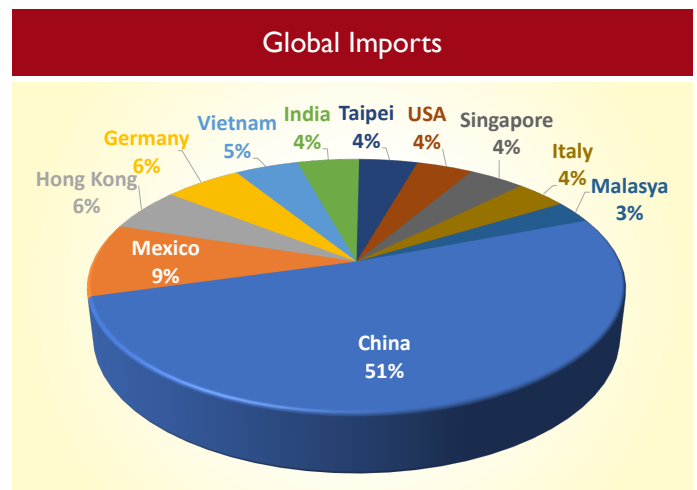
Egypt Imports in 2020:

The largest countries from which Egypt imported polycarbonate in 2020 were Saudi Arabia, Korea, Hungary, Germany, Italy, Japan, China, and Belgium



Global Imports in 2020:

Possible export markets for Poly Carbonate (PC) are China, Mexico, Hong Kong, Germany, Vietnam, India, Taipei (Taiwan), USA, Singapore, Italy, Malaysia



Market Opportunities

Local market:

- Government-owned National Plastic Company Plastics for agricultural, packaging and household markets since it was founded in 1948
- Egypt has entered into a number of public-private partnerships aiming to support and develop job opportunities for the benefit of companies, consumers and citizens.
- Egyptian Petrochemical Holding Company is a mainly government-owned partnership
- The national master plan for petrochemicals is

known and is the main tool through which the government leads

- The Petrochemical Holding Company is studying several new projects for the production of various petroleum derivatives

Potential Export Market:

- Potential export markets for plastic resins are China, Germany, USA, Japan, Italy, Netherlands, France, Taipei, Korea, Mexico

References:

Trade Map - Chamber of Chemical Industries and Fertilizers

A detailed feasibility study should be prepared for this opportunity

Investment Opportunity Fact Sheet

Petrochemical complex

Polyethers:

Egypt is an international economic center for the trade of oil and natural gas

Egypt is ready to become the most dynamic petrochemical producer in Africa using its own natural gas resource base

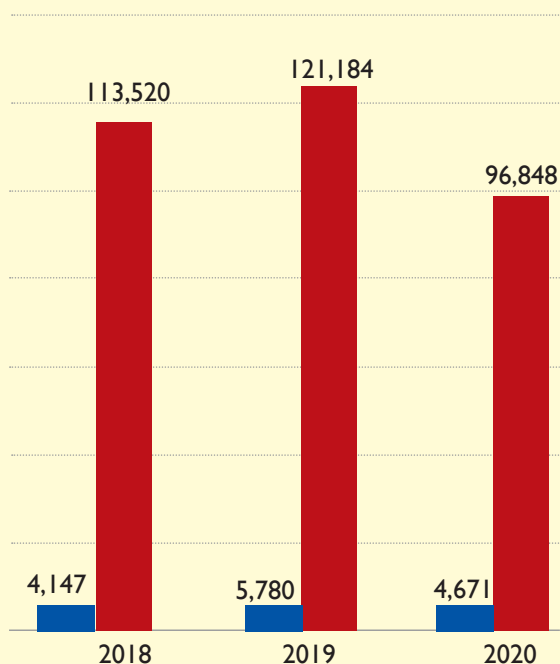
Objective:

- Reducing imports of petrochemical raw materials and providing them in the local market
- Opening export markets after meeting local needs

Enabling factors:

- The petroleum industry in Egypt is well developed and successful. The petroleum industry in Egypt is considered one of the oldest petroleum industries in the whole world, which started at the beginning of the twentieth century.
- Currently, Egypt enjoys the availability of trained technical cadres who have extensive experience in research, exploration and production, as well as transportation and refining activities.
- The current decrease in trained technical personnel for the oil and gas industry is one of the factors that negatively affect the increase of petroleum resources in the producing and consuming countries.
- Therefore, the presence of these cadres in Egypt is considered an additional national wealth that must be used efficiently in research, exploration and production activities
- The main raw materials are available locally, which is propane gas extracted from gas fields such as the Alexandria gas field and the Red Sea gas field.
- Petrochemical raw materials are the main material for the manufacture of plastics and plastic products.

Trade Balance



■ Exports ■ Imports
US Thousand Dollars

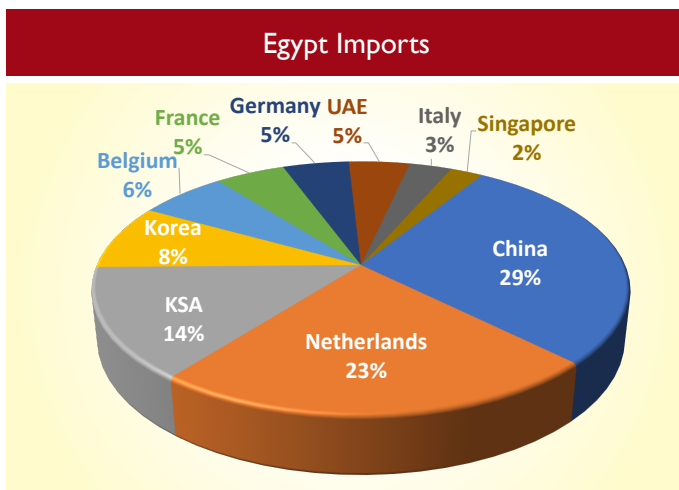
- An annual increase in the volume of demand locally, which is met by imports and reflected in the increase of the trade balance gap
- The global demand for petrochemical raw materials is increasing annually
- Egypt's strategic location facilitates export to Asia, Africa, Europe and North America
- Egypt has become the natural maritime partner of the European Union countries across the Mediterranean and the Red Sea, which is being implemented through the fast lanes project that

connects the European Union with all overseas neighboring ports such as Alexandria and West Port Said ports that are included in the corridors project in addition to other promising ports on the The Red Sea (Ras Shukair, Adabiya Port and Sokhna)

- Egypt has 15 commercial ports to facilitate exports
- Free Trade Agreements with the European Union, COMESA, Mercosur and QIZ

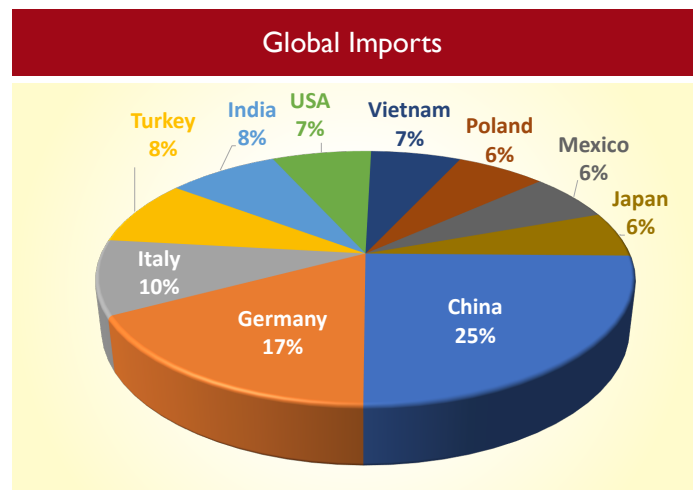
Egypt Imports in 2020:

The largest countries from which Egypt imported Polyethers in 2020 were China, the Netherlands, Saudi Arabia, Korea, Belgium, France, Germany, the United Arab Emirates, Italy, and Singapore



Global Imports in 2020:

The world's largest importers of Polyethers in 2020 are China, Germany, Italy, Turkey, India, the United States of America, Vietnam, Poland, Mexico, and Japan



Market Opportunities

Local market:

- Government-owned National Plastic Company Plastics for agricultural, packaging and household markets since it was founded in 1948
- Egypt has entered into a number of public-private partnerships aiming to support and develop job opportunities for the benefit of companies, consumers and citizens.
- Egyptian Petrochemical Holding Company is a mainly government-owned partnership
- The national master plan for petrochemicals is

known and is the main tool through which the government leads

- The Petrochemical Holding Company is studying several new projects for the production of various petroleum derivatives

Potential Export Market:

- Possible export markets for Polyethers are China, Germany, Italy, Turkey, India, USA, Vietnam, Poland, Mexico, and Japan

References:

Trade Map - Chamber of Chemical Industries and Fertilizers

A detailed feasibility study should be prepared for this opportunity



Investment Opportunity

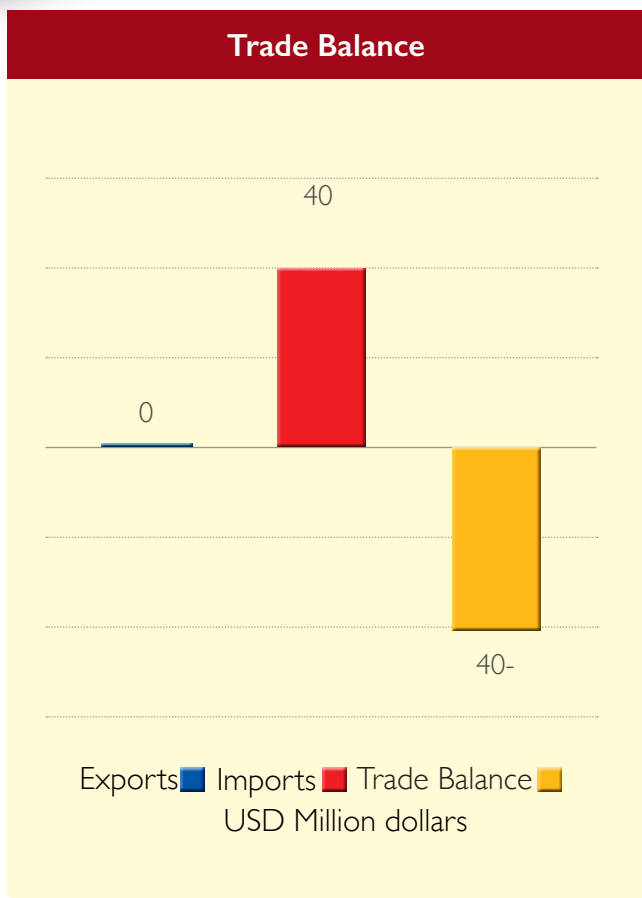
Industrial rubber manufacturing

Objective:

- The main objective of manufacturing Industrial rubber is fulfilling local market demand which is considered main raw material in more than 13 industries such as manufacturing tires , shoes , elastics junctions , water hoses , insulators , conveyors , cars spare parts , bags and floors .

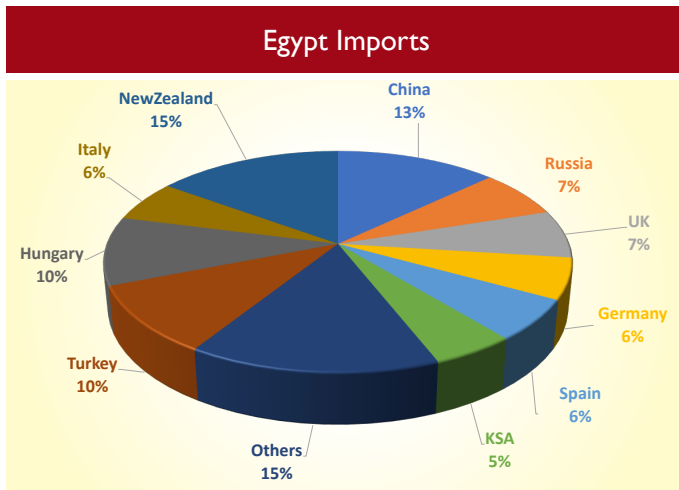
Enabling:

- The raw material (butadiene) for manufacturing industrial rubber is obtained from refining petroleum and it is produced by Petrochemicals companies.
- The global demand value in 2020 reached \$ 21.8 Billion.
- Egypt's imports reached \$ 40 Million in 2020.
- The Petrochemical industry sector has planned for constructing new factories in Sidi Krir complex with annual capacity of 20000 tons.



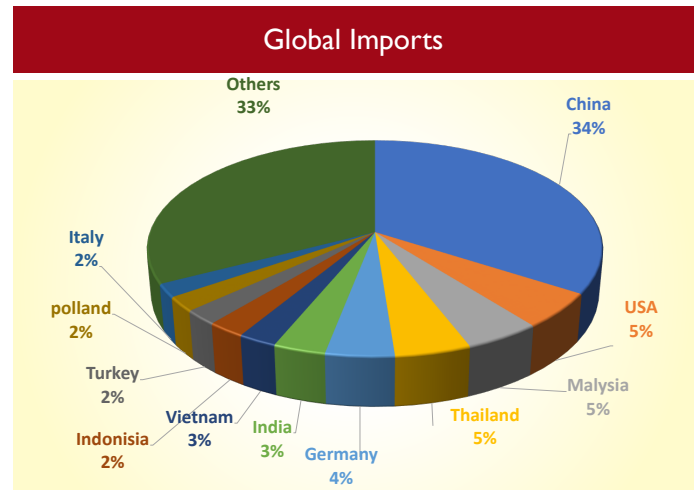
Egypt Imports

Egypt imports from industrial rubber reached \$40 Million in 2020 .



Global Imports

The global imports reached \$ 21.8 Billion in 2020.



Market Opportunities

Local market:

- Sidi kirir company produces 20000 tons annually supplied to local market
- Egypt imported 24000 tons in 2020 , accordingly total local demand is almost 44000 tons.
- The local companies for rubber are El- Nasr for rubber, Egyptian company for pipes and International company for rubbers .

Potential Export Market:

- Malaysia, Italy, Hungary, Saudi Arabia and Morocco

Refernces:

Reference: trade map website

A feasibility study should be prepared for this opportunity.

Investment Opportunity Fact Sheet

Petrochemical complex

Poly Vinyl Acetate (PVA):

Egypt is an international economic center for the trade of oil and natural gas

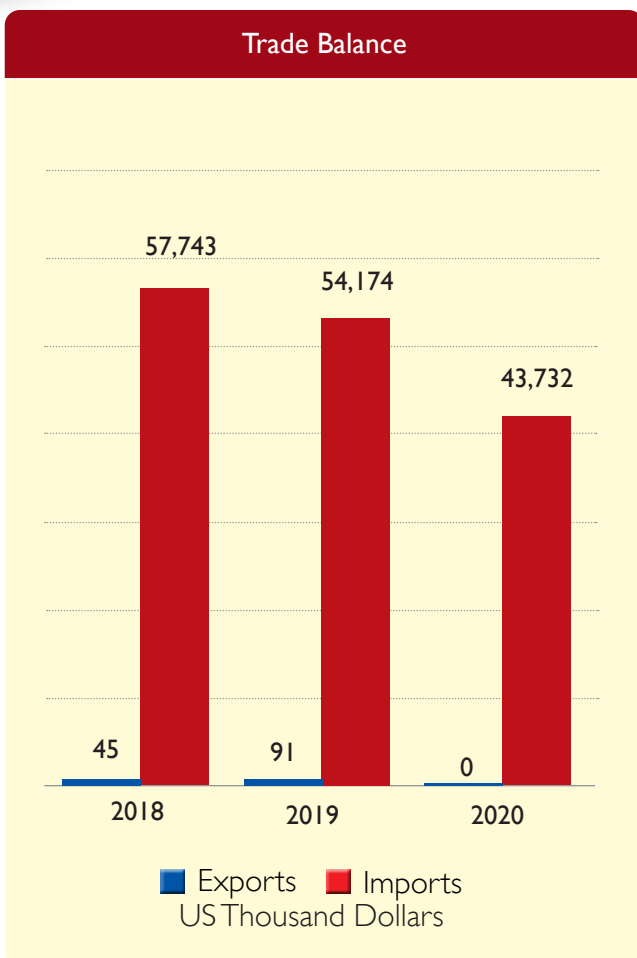
Egypt is ready to become the most dynamic petrochemical producer in Africa using its own natural gas resource base

Objective:

- Reducing imports of petrochemical raw materials and providing them in the local market
- Opening export markets after meeting local needs

Enabling factors:

- The petroleum industry in Egypt is well developed and successful. The petroleum industry in Egypt is considered one of the oldest petroleum industries in the whole world, which started at the beginning of the twentieth century.
- Currently, Egypt enjoys the availability of trained technical cadres who have extensive experience in research, exploration and production, as well as transportation and refining activities.
- The current decrease in trained technical personnel for the oil and gas industry is one of the factors that negatively affect the increase of petroleum resources in the producing and consuming countries.
- Therefore, the presence of these cadres in Egypt is considered an additional national wealth that must be used efficiently in research, exploration and production activities
- The main raw materials are available locally, which is propane gas extracted from gas fields such as the Alexandria gas field and the Red Sea gas field.
- Petrochemical raw materials are the main material for the manufacture of plastics and plastic products.



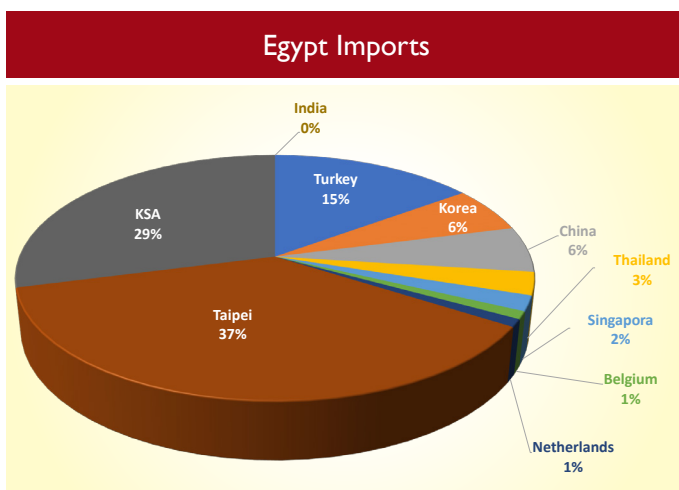
- An annual increase in the volume of demand locally, which is met by imports and reflected in the increase of the trade balance gap
- The global demand for petrochemical raw materials is increasing annually
- Egypt's strategic location facilitates export to Asia, Africa, Europe and North America
- Egypt has become the natural maritime partner of the European Union countries across the Mediterranean and the Red Sea, which is being

implemented through the fast lanes project that connects the European Union with all overseas neighboring ports such as Alexandria and West Port Said ports that are included in the corridors project in addition to other promising ports on the The Red Sea (Ras Shukair, Adabiya Port and Sokhna)

- Egypt has 15 commercial ports to facilitate exports
- Free Trade Agreements with the European Union, COMESA, Mercosur and QIZ

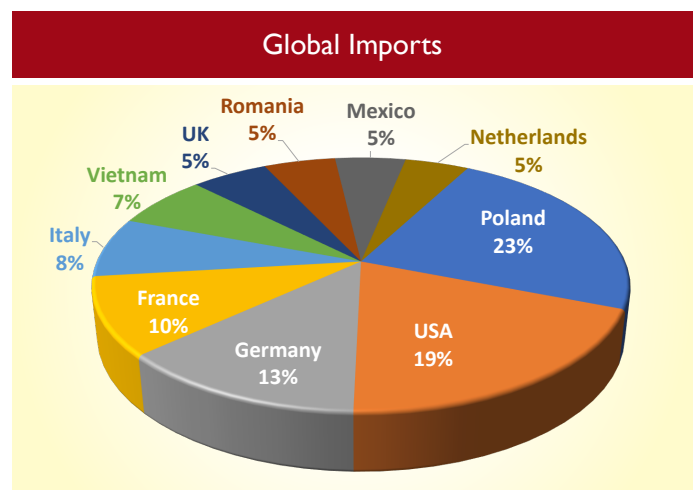
Egypt Imports in 2020:

The largest countries from which Egypt imported Poly Vinyl Acetate (PVA) in 2020 were Taipei, Saudi Arabia, Turkey, Korea, China, Thailand, Singapore, Belgium, Netherlands, India



Global Imports in 2020:

The largest importers of Poly Vinyl Acetate (PVA) in the world in 2020 are Poland, the United States of America, Germany, France, Italy, Vietnam, the United Kingdom, Romania, Mexico, and Netherlands



Market Opportunities

Local market:

- Government-owned National Plastic Company Plastics for agricultural, packaging and household markets since it was founded in 1948
- Egypt has entered into a number of public-private partnerships aiming to support and develop job opportunities for the benefit of companies, consumers and citizens.
- Egyptian Petrochemical Holding Company is a mainly government-owned partnership
- The national master plan for petrochemicals is

known and is the main tool through which the government leads

- The Petrochemical Holding Company is studying several new projects for the production of various petroleum derivatives

Potential Export Market:

- Possible export markets for PVA are Poland, USA, Germany, France, Italy, Vietnam, UK, Romania, Mexico, and Netherlands

References:

Trade Map - Chamber of Chemical Industries and Fertilizers

A detailed feasibility study should be prepared for this opportunity

Investment Opportunity Fact Sheet

Petrochemical complex

Plastic Resin

Egypt is an international economic center for the trade of oil and natural gas

Egypt is ready to become the most dynamic petrochemical producer in Africa using its own natural gas resource base

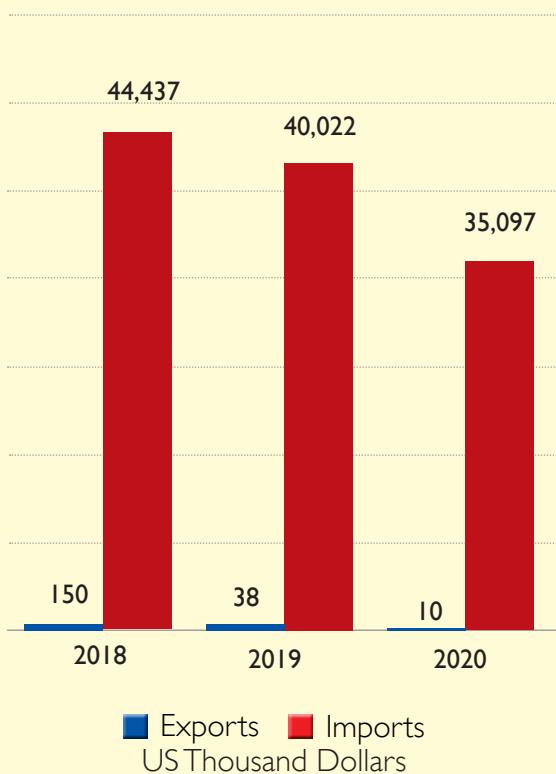
Objective:

- Reducing imports of petrochemical raw materials and providing them in the local market
- Opening export markets after meeting local needs

Enabling factors:

- The petroleum industry in Egypt is well developed and successful. The petroleum industry in Egypt is considered one of the oldest petroleum industries in the whole world, which started at the beginning of the twentieth century.
- Currently, Egypt enjoys the availability of trained technical cadres who have extensive experience in research, exploration and production, as well as transportation and refining activities.
- The current decrease in trained technical personnel for the oil and gas industry is one of the factors that negatively affect the increase of petroleum resources in the producing and consuming countries.
- Therefore, the presence of these cadres in Egypt is considered an additional national wealth that must be used efficiently in research, exploration and production activities
- The main raw materials are available locally, which is propane gas extracted from gas fields such as the Alexandria gas field and the Red Sea gas field.
- Petrochemical raw materials are the main material

Trade Balance



for the manufacture of plastics and plastic products.

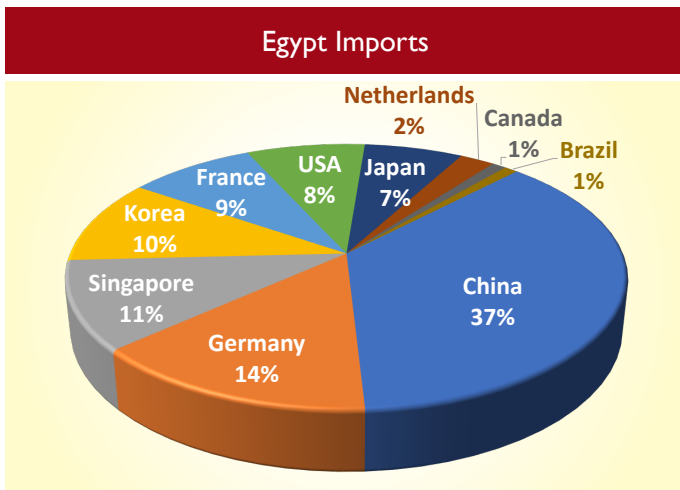
- An annual increase in the volume of demand locally, which is met by imports and reflected in the increase of the trade balance gap
- The global demand for petrochemical raw materials is increasing annually
- Egypt's strategic location facilitates export to Asia, Africa, Europe and North America
- Egypt has become the natural maritime partner

of the European Union countries across the Mediterranean and the Red Sea, which is being implemented through the fast lanes project that connects the European Union with all overseas neighboring ports such as Alexandria and West Port Said ports that are included in the corridors project in addition to other promising ports on the The Red Sea (Ras Shukair, Adabiya Port and Sokhna)

- Egypt has 15 commercial ports to facilitate exports
- Free Trade Agreements with the European Union, COMESA, Mercosur and QIZ

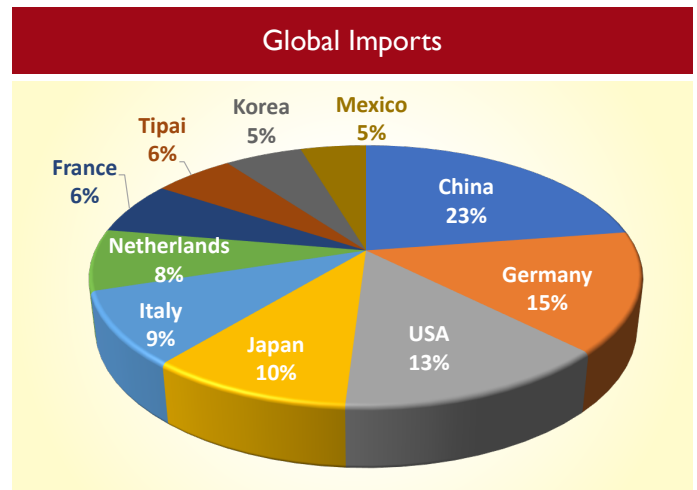
Egypt Imports in 2020:

The largest countries from which Egypt imported plastic resins in the year 2020 were China, Germany, Singapore, Korea, France, the United States of America, Japan, the Netherlands, Canada, Brazi



Global Imports in 2020:

The world's largest importers of Plastic Resins in 2020 are China, Germany, the United States of America, Japan, Italy, the Netherlands, France, Taipei, Korea, Mexico



Market Opportunities

Local market:

- Government-owned National Plastic Company Plastics for agricultural, packaging and household markets since it was founded in 1948
- Egypt has entered into a number of public-private partnerships aiming to support and develop job opportunities for the benefit of companies, consumers and citizens.
- Egyptian Petrochemical Holding Company is a mainly government-owned partnership

- The national master plan for petrochemicals is known and is the main tool through which the government leads
- The Petrochemical Holding Company is studying several new projects for the production of various petroleum derivatives

Potential Export Market:

- Potential export markets for plastic resins are China, Germany, USA, Japan, Italy, Netherlands, France, Taipei, Korea, Mexico

References:

Trade Map - Chamber of Chemical Industries and Fertilizers

A detailed feasibility study should be prepared for this opportunity

Investment Opportunity Fact Sheet

Petrochemical complex

Acronitril Butadiene Styrene Co- polymer (ABS):

Egypt is an international economic center for the trade of oil and natural gas

Egypt is ready to become the most dynamic petrochemical producer in Africa using its own natural gas resource base

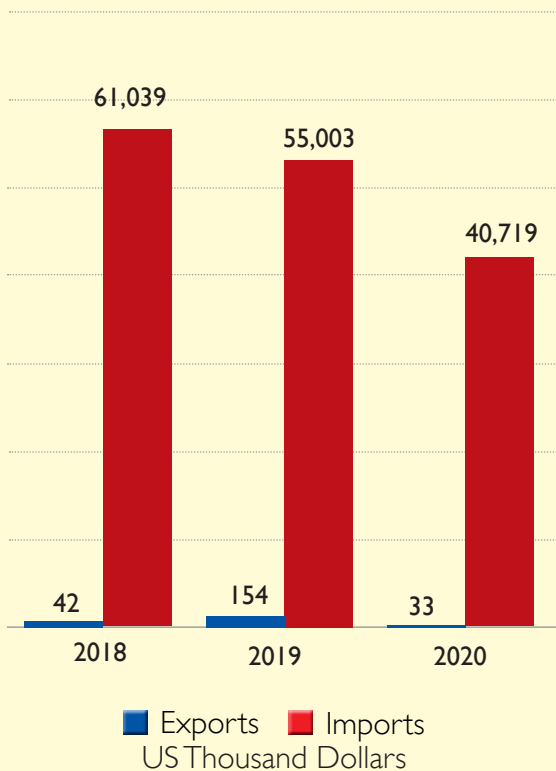
Objective:

- Reducing imports of petrochemical raw materials and providing them in the local market
- Opening export markets after meeting local needs

Enabling factors:

- The petroleum industry in Egypt is well developed and successful. The petroleum industry in Egypt is considered one of the oldest petroleum industries in the whole world, which started at the beginning of the twentieth century.
- Currently, Egypt enjoys the availability of trained technical cadres who have extensive experience in research, exploration and production, as well as transportation and refining activities.
- The current decrease in trained technical personnel for the oil and gas industry is one of the factors that negatively affect the increase of petroleum resources in the producing and consuming countries.
- Therefore, the presence of these cadres in Egypt is considered an additional national wealth that must be used efficiently in research, exploration and production activities
- The main raw materials are available locally, which is propane gas extracted from gas fields such as the Alexandria gas field and the Red Sea gas field.

Trade Balance



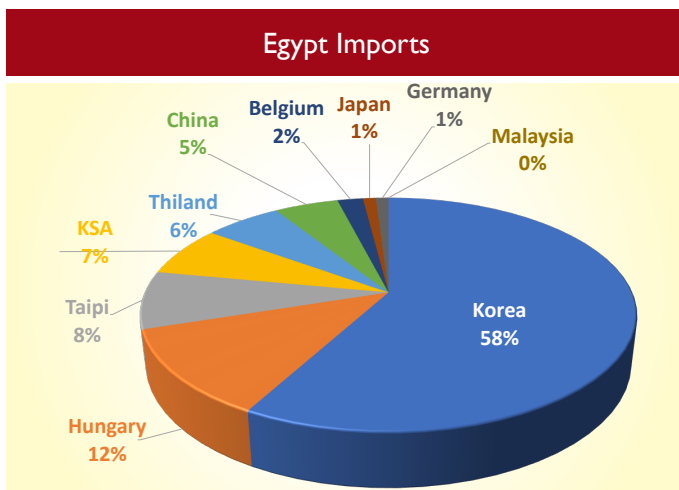
- Petrochemical raw materials are the main material for the manufacture of plastics and plastic products.
- An annual increase in the volume of demand locally, which is met by imports and reflected in the increase of the trade balance gap
- The global demand for petrochemical raw materials is increasing annually
- Egypt's strategic location facilitates export to Asia, Africa, Europe and North America
- Egypt has become the natural maritime partner

of the European Union countries across the Mediterranean and the Red Sea, which is being implemented through the fast lanes project that connects the European Union with all overseas neighboring ports such as Alexandria and West Port Said ports that are included in the corridors project in addition to other promising ports on the The Red Sea (Ras Shukair, Adabiya Port and Sokhna)

- Egypt has 15 commercial ports to facilitate exports
- Free Trade Agreements with the European Union, COMESA, Mercosur and QIZ

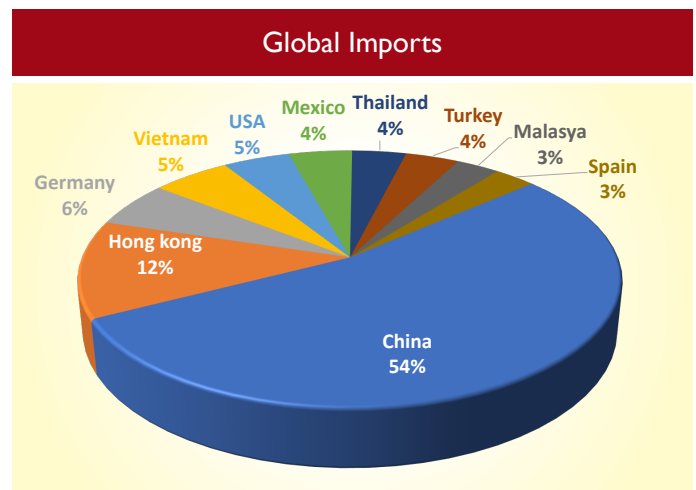
Egypt Imports in 2020:

The largest countries from which Egypt imports ABS copolymer in 2020 are Korea, Hungary, Taipei, Saudi Arabia, Thailand, China, Belgium, Japan, Germany, Malaysia



Global Imports in 2020:

The world's largest importers of acrylonitrile butadiene styrene copolymer in 2020 are China, Hong Kong, Germany, Vietnam, USA, Mexico, Thailand, Turkey, Malaysia, Spain



Market Opportunities

Local market:

- Government-owned National Plastic Company Plastics for agricultural, packaging and household markets since it was founded in 1948
- Egypt has entered into a number of public-private partnerships aiming to support and develop job opportunities for the benefit of companies, consumers and citizens.
- Egyptian Petrochemical Holding Company is a mainly government-owned partnership

- The national master plan for petrochemicals is known and is the main tool through which the government leads
- The Petrochemical Holding Company is studying several new projects for the production of various petroleum derivatives

Potential Export Market:

- Potential export markets for ABS are China, Hong Kong, Germany, Vietnam, USA, Mexico, Thailand, Turkey, Malaysia, Spain

References:

Trade Map - Chamber of Chemical Industries and Fertilizers

A detailed feasibility study should be prepared for this opportunity

Investment Opportunity Fact Sheet

Petrochemicals Complex

Polyamide Nylon:

Egypt is an international economic center for the trade of oil and natural gas

Egypt is ready to become the most dynamic petrochemical producer in Africa using its own natural gas resource base

Objective:

- Reducing imports of petrochemical raw materials and providing them in the local market
- Opening export markets after meeting local needs

Enabling factors:

- The petroleum industry in Egypt is well developed and successful. The petroleum industry in Egypt is considered one of the oldest petroleum industries in the whole world, which started at the beginning of the twentieth century.
- Currently, Egypt enjoys the availability of trained technical cadres who have extensive experience in research, exploration and production, as well as transportation and refining activities.
- The current decrease in trained technical personnel for the oil and gas industry is one of the factors that negatively affect the increase of petroleum resources in the producing and consuming countries.
- Therefore, the presence of these cadres in Egypt is considered an additional national wealth that must be used efficiently in research, exploration and production activities
- The main raw materials are available locally, which is propane gas extracted from gas fields such as the Alexandria gas field and the Red Sea gas field.
- Petrochemical raw materials are the main material for the manufacture of plastics and plastic products.

Trade Balance



- An annual increase in the volume of demand locally, which is met by imports and reflected in the increase of the trade balance gap
- The global demand for petrochemical raw materials is increasing annually
- Egypt's strategic location facilitates export to Asia, Africa, Europe and North America
- Egypt has become the natural maritime partner of the European Union countries across the Mediterranean and the Red Sea, which is being

implemented through the fast lanes project that connects the European Union with all overseas neighboring ports such as Alexandria and West Port Said ports that are included in the corridors project in addition to other promising ports on the The Red Sea (Ras Shukair, Adabiya Port and Sokhna)

- Egypt has 15 commercial ports to facilitate exports
- Free Trade Agreements with the European Union, COMESA, Mercosur and QIZ

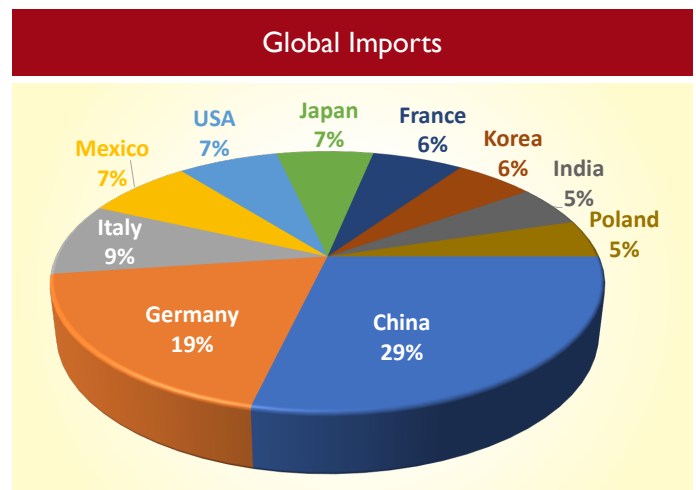
Egypt Imports in 2020:

The largest countries from which Egypt imported Polyamide Nylon in 2020 were the United States of America, Italy, Turkey, China, Belgium, Germany, India, Saudi Arabia, Thailand, and Korea



Global Imports in 2020:

The world's largest importers of Polyamide Nylon in 2020 are China, Germany, Italy, Mexico, the United States of America, Japan, France, Korea, India, and Poland



Market Opportunities

Local market:

- Government-owned National Plastic Company Plastics for agricultural, packaging and household markets since it was founded in 1948
- Egypt has entered into a number of public-private partnerships aiming to support and develop job opportunities for the benefit of companies, consumers and citizens.
- Egyptian Petrochemical Holding Company is a mainly government-owned partnership
- The national master plan for petrochemicals is

known and is the main tool through which the government leads

- The Petrochemical Holding Company is studying several new projects for the production of various petroleum derivatives

Potential Export Market:

- Potential export markets for polyamide nylon are China, Germany, Italy, Mexico, USA, Japan, France, Korea, India, and Poland

References:

Trade Map - Chamber of Chemical Industries and Fertilizers

A detailed feasibility study should be prepared for this opportunity



Investment Opportunity Fact Sheet

Tires

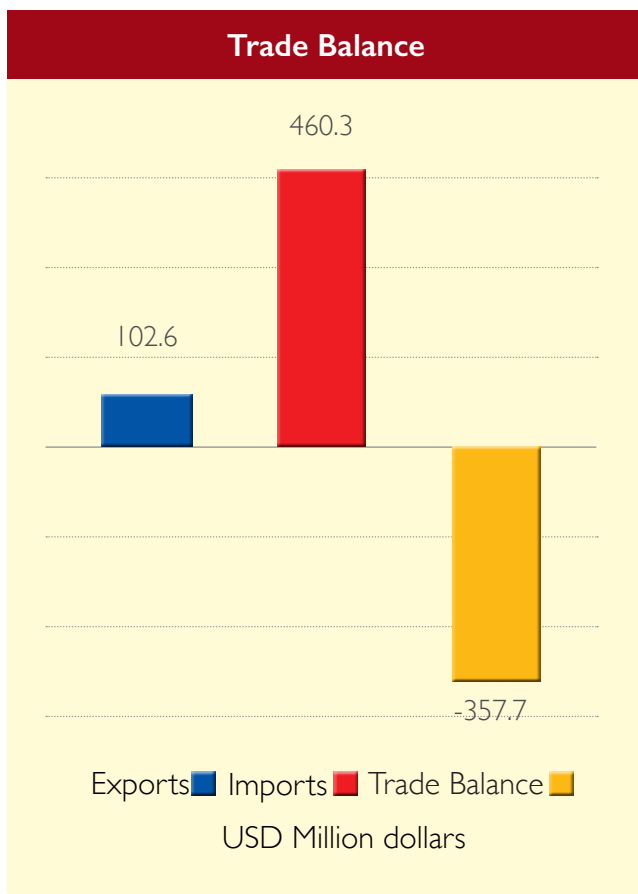
Objective:

- To bridge the huge gap in demand for tires in the domestic market and which are covered by imports from many countries, especially (Thailand - China - Japan - Turkey - Indonesia - Korea – India - Germany - Vietnam).
- The presence of export opportunities and the completion of value-added chain for the automotive industry in Egypt.

Enabling :

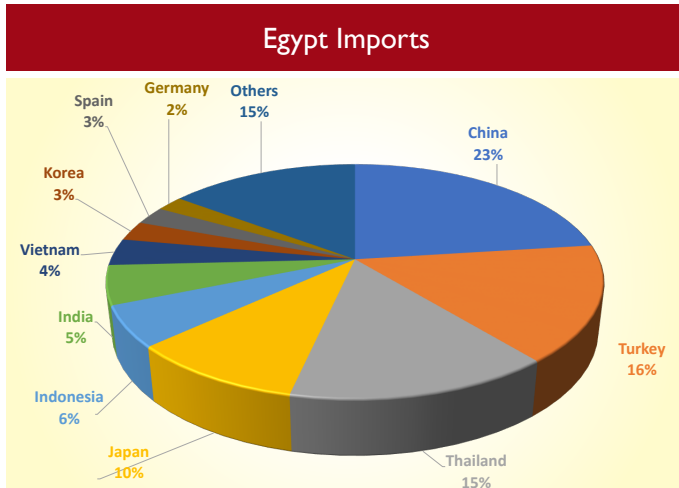
Raw Material:

- Natural rubber - halobutayl rubber - synthetic rubber from butadiene styrene - polycarbonate Butadiene - Carbon Black – Sulfur - Titanium dioxide - silica - chemical additives to accelerate the vulcanization process – antioxidant chemicals - woven fiber “linen” - iron,
- Some raw materials are available locally, such as carbon black and linen,
- Egypt’s imports of tires in 2020 reached 460,266 USD million dollars. Egypt mainly imports from several Southeast Asian countries such as China, Indonesia, India, Japan, Vietnam, as well as Thailand, Turkey, Germany and Korea.
- Global demand rises annually by 4% annually due to the increase in the movement of transport and communications in the world.
- It was expected that the size of the tire market would reach one billion dollars in 2020, but due to the slowdown in global demand due to the Corona pandemic, the global import volume reached 71.056 million dollars in 2020.
- This project is complementary to the automotive industry in Egypt.



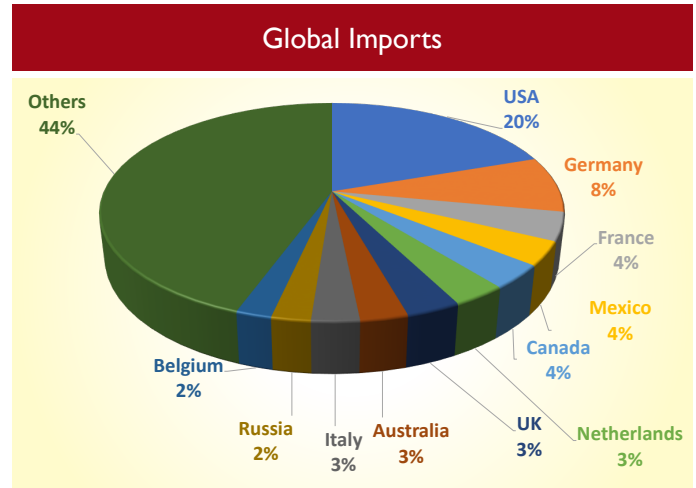
Egypt Imports :

Egypt imported during 2020 with a value of 460 Million USD mainly from China, Turkey, Thailand, Japan, Indonesia, India, Vietnam, Korea, Spain, Germany.



Global Imports :

Global imports of tires reached during 2020 a value of 71.1 Billion USD, the top ten importer countries are respectively (USA, Germany, France, Mexico, Canada, UK, Netherlands, Italy, Australia and Belgium)



Market Opportunities

Local Market:

- The total size of the local market in demand for passenger cars, transport and trucks was increasing before 2020, but due to the Corona pandemic, demand decreased until car sales reached the year 2020 according to the AMIC report as follows:
- 25800 buses, 30900 trucks, 185 thousand passenger cars.
- This is in addition to the domestic consumption of replacement, which may reach a billion dollars in demand at the end of 2020
- Two local producers for rubber tires (Pirelli - Trencò),
- Market size is approximately 5 Million tires annually with growth rate of 4%.

Potential Export Market:

- First priority: Exporting to the top importer countries (America, Germany, France, Mexico, Canada and Netherlands).
- Second priority: Exporting to the top importer countries with less imported values (Britain, Australia, Italy, Russia, Hungary and Spain).

Refernces:

Trade Map Website, General Organisation for Exports & Imports Control (GOEIC), Central Agency for Public Mobilization and Statistics (CAPMAS),

Automotive Marketing Information Council (AMIC) and TechSci Research.

A detailed feasibility study should be prepared for this opportunity



Investment Opportunity Fact Sheet

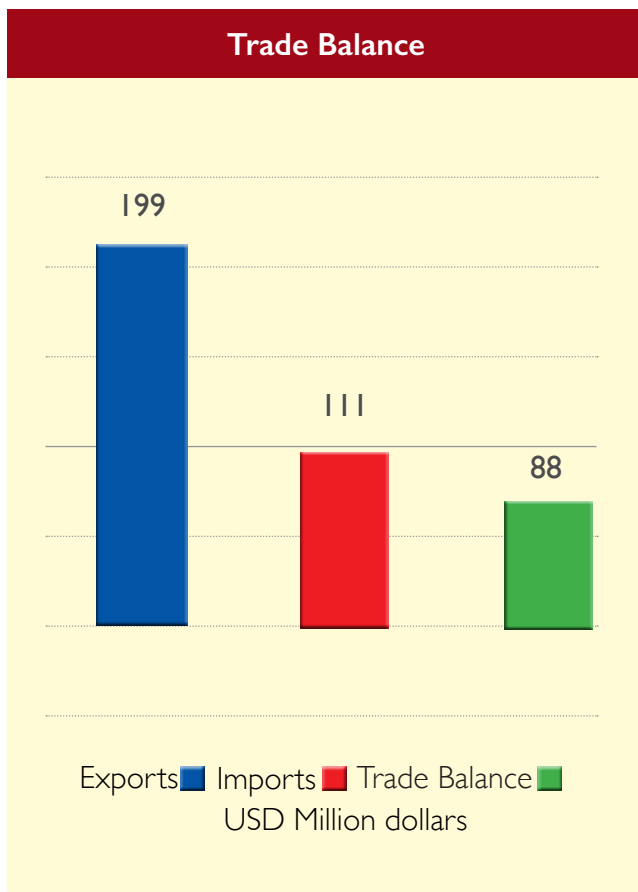
Detergents and Surface cleaning fluids manufacturing:

Objective:

- Industrial detergents, surface cleaning fluids and disinfectants have an important role in hygiene and sanitization, especially after spreading of several viruses and infections such as Covid 19.
- Local demand has increased significantly for detergents and disinfectants to maintain the cleanliness and sanitization of surfaces and prevent deadly viruses. Industrial detergents have several final product forms; liquids, powder, tablets and biological detergents.
- The main objective of manufacturing detergents and Surface cleaning fluids is to fulfill local market demand, to reduce imports of surfactants, representing \$111 million in 2020 and utilize export opportunities.

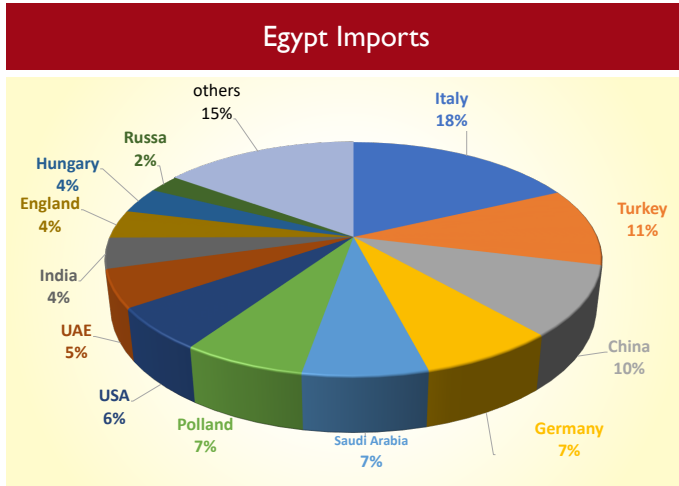
Enabling:

- The presence of industrial companies that can supply the raw materials needed for manufacturing detergents such as Al-Amria, Elab Company, Kafr El-Zayat Chemicals and Royal Chemicals.
- Availability of the technology required for manufacturing in multinational companies such as Johnson Wax, Unilever, Procter & Gamble, Clorox and Henkel for detergents.
- The volume of imports of these products reached approximately \$ 111 million in 2020.
- The volume of global demand in 2020 reached approximately \$32.8 billion.
- Egypt exports to several Arab countries such as Saudi Arabia, Tunisia, Libya, the Emirates, Jordan, Morocco, Lebanon and some African countries such as Kenya and India.



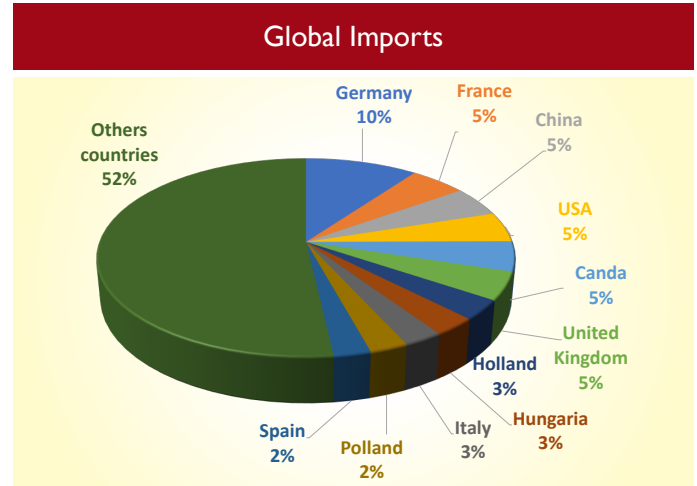
Egypt Imports

- Egypt's imports of detergents and surface cleaning fluids in 2020 reached \$ 111 million.



Global Imports

- The volume of global imports in 2020 reached approximately \$32.8 billion.



Market Opportunities

Local market:

- Due to the Covid-19 pandemic, the demand for detergents and surface disinfectants has increased and has become crucial for sanitization, prevention of infection transfer and personal care.
- There are several local manufacturers and have export markets such as Unilever, Johnson & Johnson, Henkel for detergents, and Procter & Gamble.
- Expansion plan in investments of international companies in order to increase productivity can fulfill the requested quantities for local demand.
- International companies dominate the Egyptian market due to the quality of the product, the trade name and the widespread distribution networks.
- Local companies for detergents compete in price and address the lowest-income segments of consumers.

Potential Export Market:

- Potential export markets are Palestine, Lebanon, Libya, Sudan, Morocco, Emirates, Kenya and Tanzania.

References:

World Trade Map website.

A feasibility study should be prepared for this opportunity.

Investment Opportunity Fact Sheet

Titanium dioxide

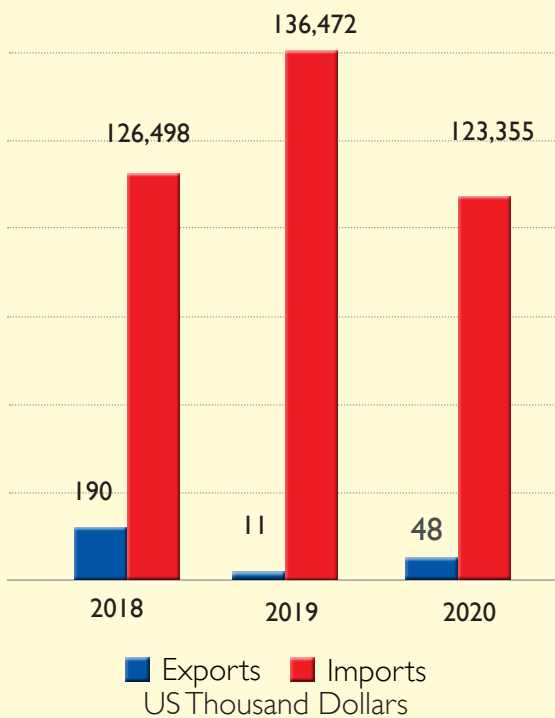
Objective:

- The main objective of manufacturing Titanium dioxide is fulfilling the local market demand and utilizing export opportunities

Enablers:

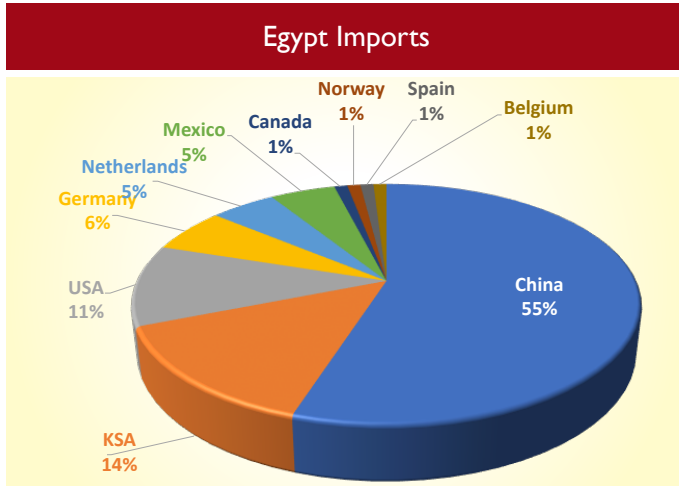
- The main raw material is available locally; Almanite which contains titanium and ferrous oxide. It is available locally in the Golden triangle area in Eastern desert (Abu Ghalaga and Abu Dahr regions).
- Egypt's strategic location facilitates export to Asia, Africa, Europe and North America
- Free Trade Agreements with the European Union, COMESA, Mercosur and QIZ
- Wages in Egypt are among the most competitive in the region
- Egypt has 15 commercial ports to facilitate exports

Trade Balance



Egypt imports:

Egypt imports mainly from are China, Saudi Arabia, the United States of America, Germany, Netherlands, Mexico, Canada, Norway, Spain, and Belgium



Global imports:

The main global importers are India, Germany, USA, China, Korea, Italy, France, Turkey, Brazil, and Mexico



Market Opportunities

Local market:

- Titanium dioxide is a main raw materials for manufacturing paints.
- Local market demand increases annually which is met by imports
- Implementation of National projects and urban expansion will increase local market demand.

Potential Export Market:

- The potential export markets are India, Germany, the United States of America, China, Korea, Italy, France, Turkey, Brazil and Mexico

References:

Sources: world trade website

A detailed feasibility study should be prepared for this opportunity



Investment Opportunity Fact Sheet

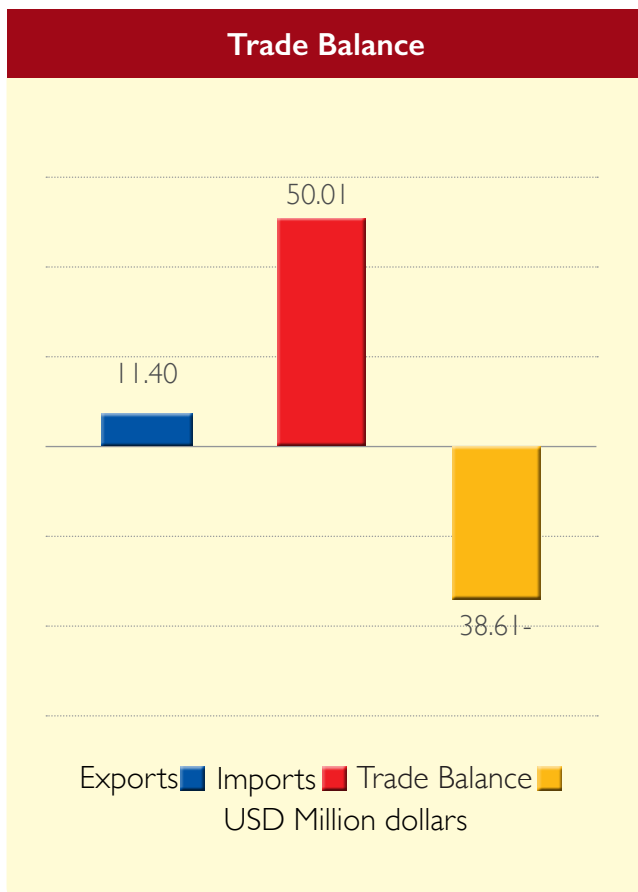
Anti – Knock additives for mineral oils and lubricants

Objective:

- Anti – Knock additives for mineral oils and lubricants are used to reduce friction, heat and corrosion between mechanical parts of equipment and cars, especially engines while operating and these oils are divided into oils to lubricate metal parts which is extracted from crude oil refining and industrial lubricants which are manufactured from chemicals.
- The main objective of manufacturing anti – knock additives for mineral oils and lubricants is to meet domestic demand and utilize export opportunities

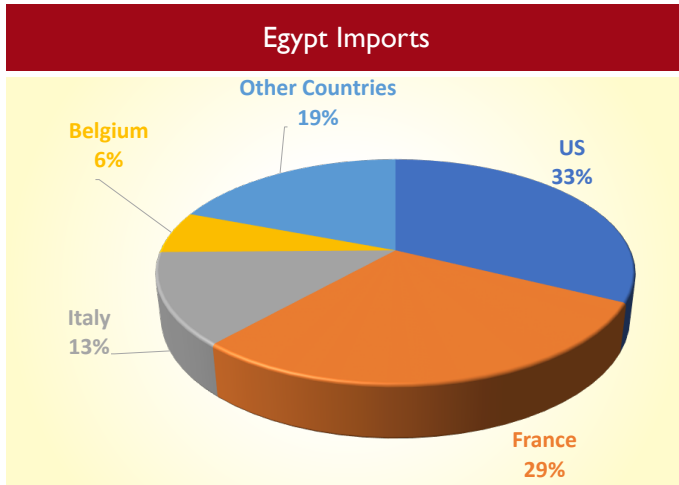
Enablers:

- Diversity of uses of mineral oils. They are used in operating and lubricating cranes, gears, air compressors, gas engines, wind turbines, chillers, vacuum pumps, paper-making machines, and the spinning and weaving industry, and this leads to large market demand.
- Complete the value chain for lubricating oils manufacturing.
- Utilize the current available technology used by international oil companies in Egypt, such as Shell and Exxon Mobil.
- Develop the quality level of locally produced oils, such as the Misr Petroleum and Alexandria Petroleum Company (AMOC).
- Egypt’s geographical location and the presence of 15 export ports facilitate export to the world.
- Egypt is rich in specialized research centers such as the Petroleum Research Center and the National Research Center, and they can be used to modernize the technology of manufacturing mineral oils.



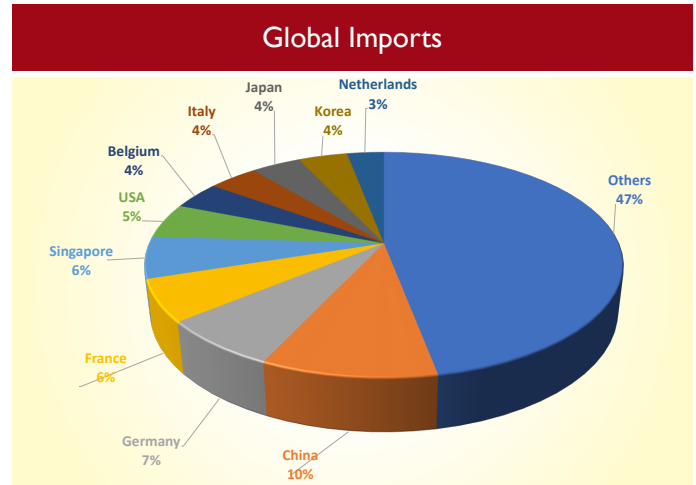
Egypt Imports:

- In 2020, Egypt imports reached 50 million US dollars, including 40 million dollars from four countries (the United States, France, Italy and Belgium), which represent about 80% of the total imports



Global Imports:

- Global imports in 2020 reached 11 billion dollars, including exports worth 5.8 billion dollars from ten countries (China, Germany, France, Singapore, the United States, Belgium, Italy, Japan, Korea and the Netherlands), which represent 52% of the total imports



Market Opportunities

Local market:

- AMOC is the largest company of its kind in Egypt for the production of mineral and transmission oils. AMOC aims to produce 100 thousand tons per year of neutral and special oils, in addition to producing 45 thousand tons per year of candles, in order to fill part of local market needs of these oils, and limit the imports value.
- The total cost of the project is estimated at about EGP 1.2 billion.
- The total demand in the Middle East in 2018 reached almost 325,000 tons.
- Misr Petroleum Company (Al-Taawon), AMOC Petroleum and some private petroleum investment companies are working on developing a plan to expand the export of mineral oils and new export markets for their products despite the great challenge and competition.
- The Emirati Taqa Company for Marketing and Distribution of Petroleum Products is currently negotiating with one of the international companies working in the field of industrial and commercial

oils with the aim of providing them in the local market during the coming period with the start of its actual activity in the local market.

Potential Export Market:

- UAE, Lebanon, Saudi Arabia, India, Canada, Turkey, South Africa and Algeria.

References:

The website of the World Trade Map.

A feasibility study should be prepared for this opportunity.



Investment Opportunity Fact Sheet

Organic Colors

Objective:

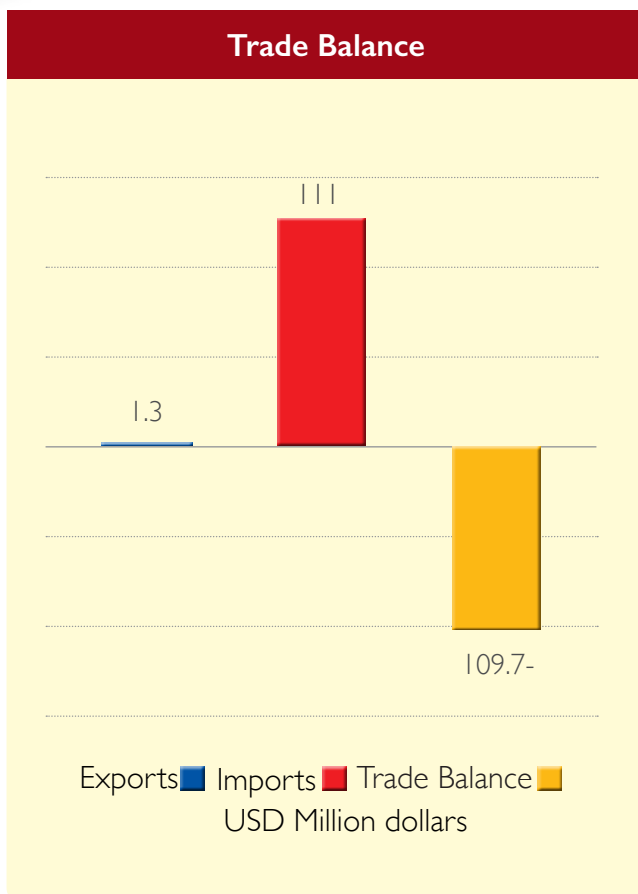
Organic Colors are used in manufacturing textile printing dyes, colors for paints, varnishes, lacquers and some additive colors for food industry (Food grade)

The main objective is to close the big gap in the demand for Organic Colors in the local market which are covered by imports from many countries, especially from (China, India, Korea, Turkey and Germany),

To complete the value-added chain of the Textile, Leather and Food industries in Egypt.

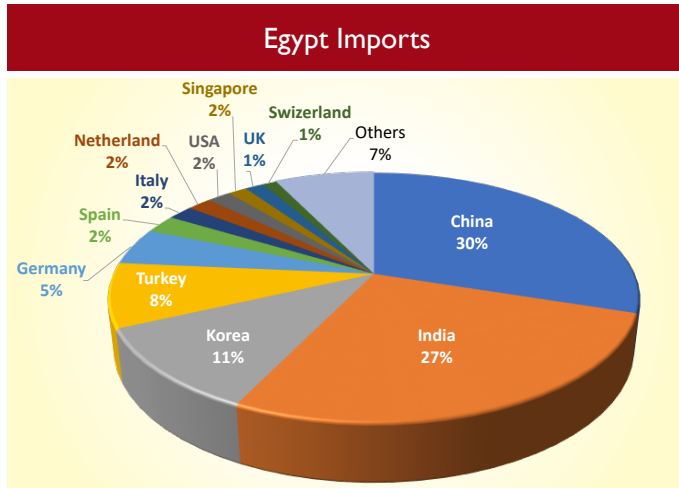
Enablers:

- The volume of large imports of Organic Colors which reached about 140 Million USD over 2018,
- The presence of manufacturing technology in R&D institutes and in some private sector companies.
- Egypt exported 118 tons of organic colorants in 2020 to Sudan, UAE, Algeria, Spain and USA.
- This project is complementary to Textile, Leather and Food industries in Egypt.



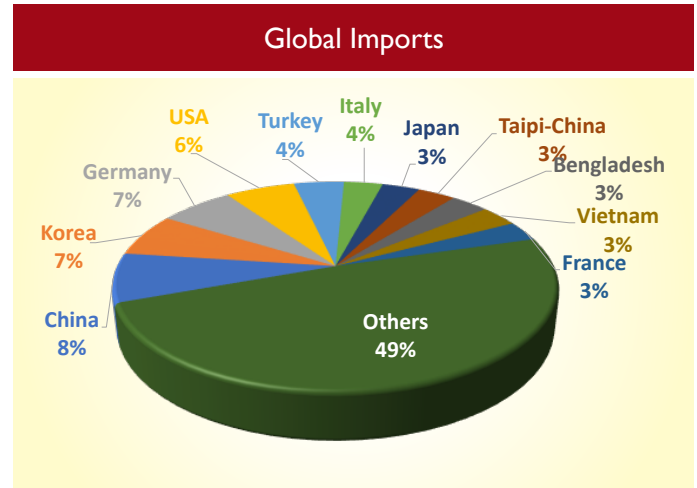
Egypt Imports:

Egypt imported during 2020 with a value of 111 Million USD, the main countries that Egypt imports Organic colors from are China, India, Korea, Turkey, Germany, Spain, Italy, Netherlands, USA, Singapore, UK, Switzerland.



Global Imports:

Global imports of Organic Colors in 2020 reached 13 Billion USD. The top ten global importers for Organic Colors are respectively (China, Korea, Germany, USA, Turkey, Italy, Japan, Taipei, Bangladesh, Vietnam, and France).



Market Opportunities

Regional Market:

- Egyptian local companies produce Organic Colors and exported 118 tons in 2020.
- Most of the Multinational companies that produce Organic Colors are for paints and varnishes purpose such as Scib, Joutn and Sipes, also public sector companies such as Packin and private sector such as Delta specialties and Wafa chemicals.
- There is a huge demand currently due to the increase in construction sector in the new capital and the governmental projects.

Potential Export Market:

- Arab countries
- Germany
- USA Turkey
- Italy

References:

Trade Map Website, General Organisation for Exports & Imports Control (GOEIC), Industrial Development Association (IDA) and Industrial Modernization Center database (IMC).

“This investment opportunity should be further verified by a detailed feasibility study”

Investment Opportunity Fact Sheet

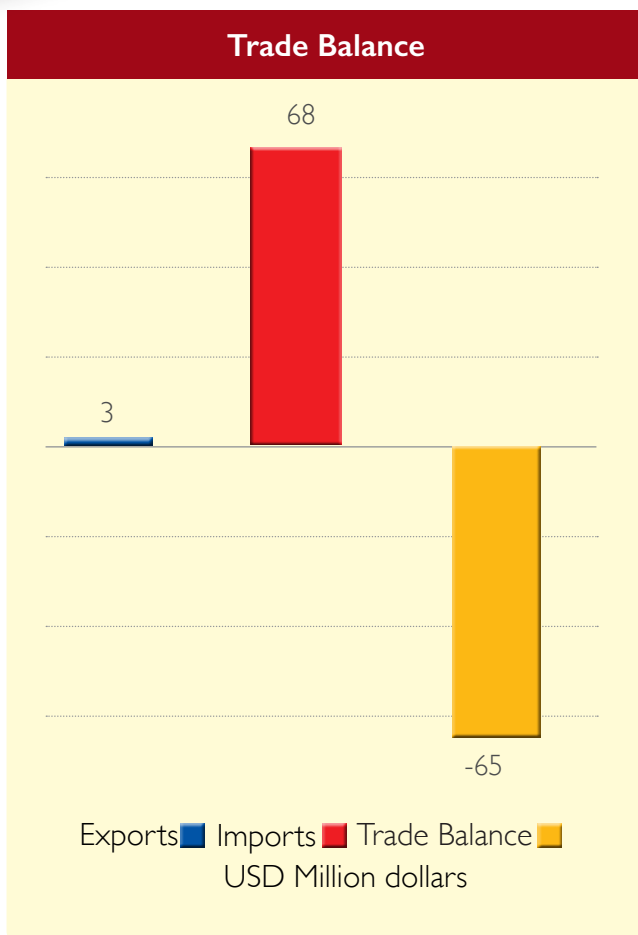
Lithium batteries:

Objective:

- To cover expected high demand of lithium batteries for several uses especially for electric cars, mobile batteries and lithium electric accumulators for energy storage in wind farms and solar farms.
- The presence of export opportunities and the completion of value-added chain for the automotive industry and renewable energy in Egypt.

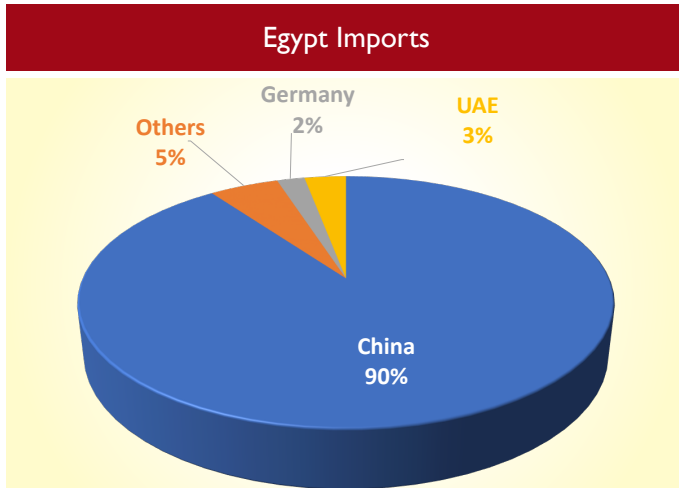
Enabling :

- According to Egypt Vision 2030, the renewable energy expected to reach 42% - 47% in 2035 from Egypt electrical consumption,
- Based on electricity short-term plan, the renewable energy expected to reach 20% in 2022 from Egypt electrical consumption,
- The International Energy Agency (IEA) confirmed that the number of electric vehicles on the roads in 2017 reached about 3.1 million worldwide, and expected to reach 10 million in 2020 and 125 million in 2030.
- Rising global demand for lithium batteries, this is reflected in annual growth for 2014 - 2018 by 20%,
- Rising Egyptian demand for lithium batteries, this is reflected in annual growth for 2014 - 2018 by 80%.
- Trade Balance for Lithium Batteries in 2020:



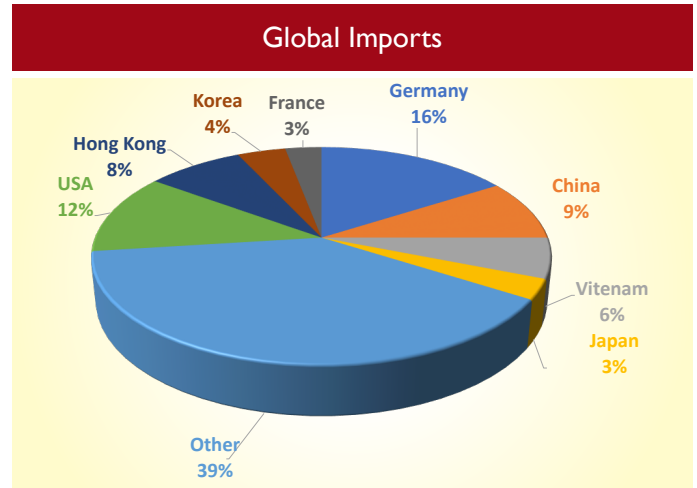
Egypt Imports :

Egypt imported during 2020 at a value of 5.5 million dollars, as about 90% of the total imports are from China



Global Imports :

The value of global imports of lithium batteries during 2020 reached about 40 billion dollars, respectively (Germany, the United States of America, China, Vietnam, Korea, Japan, France and India).



Market Opportunities

Local and Regional Market:

- In July 2018, the Egyptian government-owned El Nasr Automotive Industry announced a partnership with a Chinese company, which aims to launch the first electric vehicle assembly line in Egypt.
- Egyptian production from renewable energy reached 8 GW in June 2019,
- Egypt ranked number fifteenth on the world in number of mobiles used with 93.7 million mobile,

Potential Export Market:

- Middle East
- Gulf area
- African countries

Refernces:

Trade Map Website, General Organisation for Exports & Imports Control (GOEIC), Central Agency for Public Mobilization and Statistics (CAPMAS).

A detailed feasibility study should be prepared for this opportunity

Investment Opportunity Fact Sheet

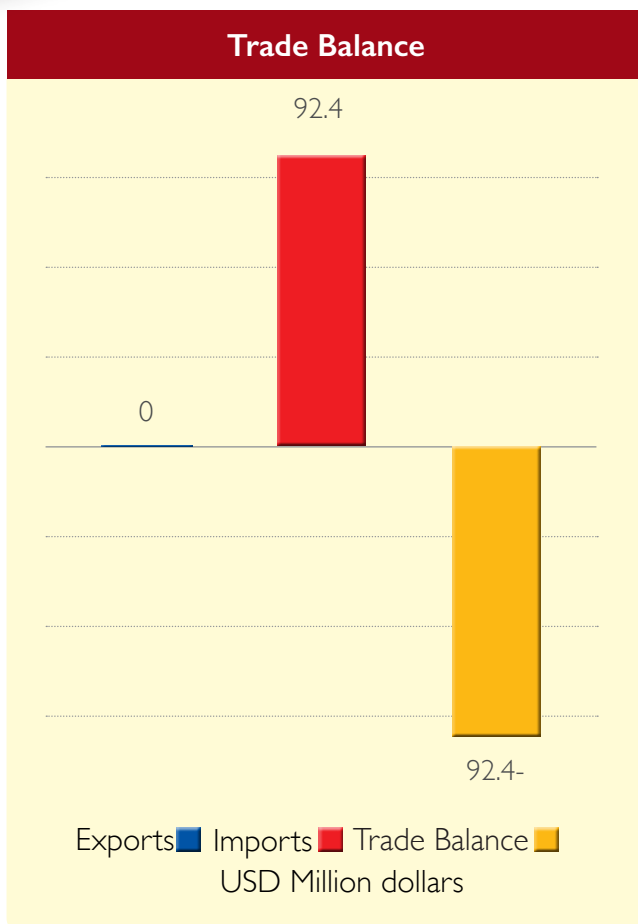
Sodium carbonate “Soda Ash”

Objective:

- **Raw Material:** The raw material for sodium carbonate (Calcium Carbonate, Salt and Ammonia) is available locally in North Sinai, Menia and Fayoum Governorates. Therefore, the raw material of the project is 100% available locally,
- The volume of large imports of soda ash, which reached about 92.4 million US dollars for the year 2020.
- The global demand for soda ash reached 3.56 billion US dollars for the year 2020.
- This project is complementary to glass, detergents and ceramic industries in Egypt.

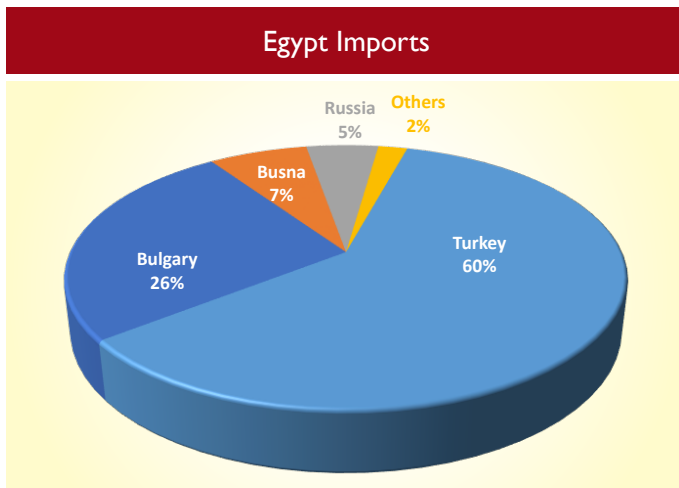
Enabling factors:

- **Raw Material:** The raw material for sodium carbonate (Calcium Carbonate, Salt and Ammonia) is available locally in North Sinai, Menia and Fayoum Governorates. Therefore, the raw material of the project is 100% available locally,
- The volume of large imports of soda ash, which reached about 92.4 million US dollars for the year 2020.
- The global demand for soda ash reached 3.56 billion US dollars for the year 2020.
- This project is complementary to glass, detergents and ceramic industries in Egypt.



Egypt Imports:

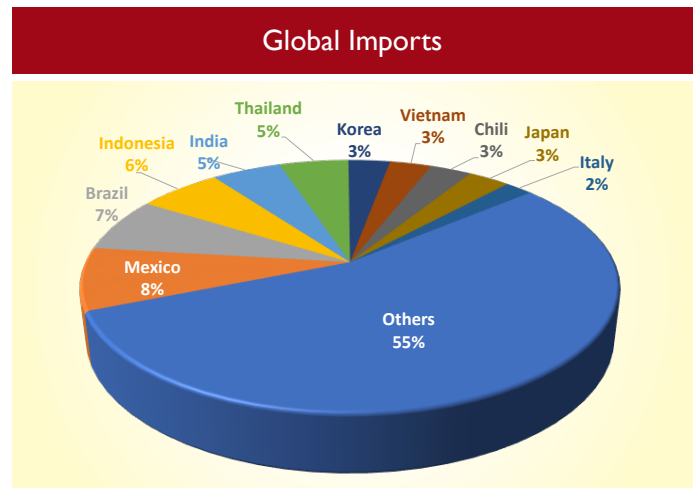
Egypt imported during 2020 with a value of 92 Million USD, in which 98% of total imports of Soda Ash were imported from four countries, and they are respectively (Turkey, Bulgaria, Bosnia - Herzegovina and Russia).



Global Imports:

The global import volume of Soda Ash in 2020 reached 3.56 billion US dollars.

The top ten importing countries are (Mexico, Brazil, Indonesia, India, Thailand, Nigeria, Malaysia, Chile, Vietnam and Korea).



Market Opportunities

Local market:

- The Middle East and North Africa (MENA) region has imported about 90% of its domestic needs,
- Overall demand in the Middle East and North Africa (MENA) region was 1.84 million tons in 2016,
- The demand for soda ash in the Middle East and North Africa (MENA) will be 2.35 million tons annually by 2023. Some of the large soda ash producers in neighboring countries such as India,
- Pakistan, Iran and Turkey supply much of the glass industry demand,
- The UAE and Saudi Arabia also import soda ash from USA, which is the largest natural soda ash producer,
- In 2017, UAE imported 89,000 metric tons of soda ash equivalent to 14.3 Million USD, while Saudi Arabia imported 73,000 metric tons of the soda ash equivalent to 11.6 Million USD.

Potential Export Market:

- Possible export markets: Mexico, Brazil, Indonesia, India, Thailand, Nigeria, Malaysia, Chile, Vietnam and North Korea

References:

Trade Map Website, General Organization for Exports & Imports Control (GOEIC), USGS, Industrial Development Association (IDA), Industrial Modernization Center database (IMC) and Glass-international Website.

"This investment opportunity should be further verified by a detailed feasibility study"

A detailed feasibility study should be prepared for this opportunity

Investment Opportunity

Paints and varnishes in a non-aqueous medium manufacturing:

Objective:

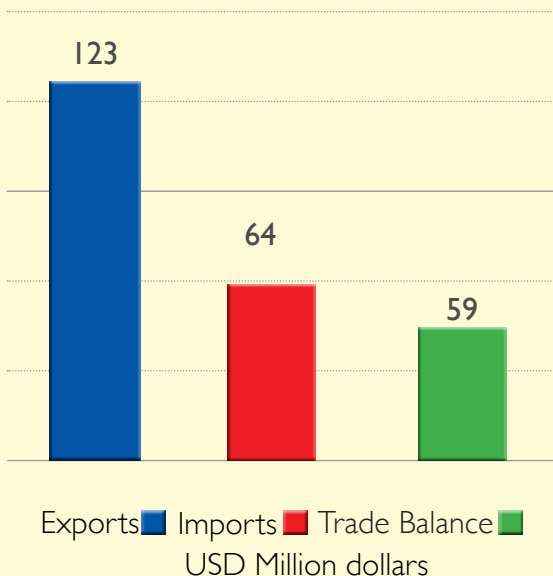
- Varnish is a liquid coating material used to provide a transparent film coating to the painted surface or object to enhance its appearance and give it a glossy luster which is necessary for protection of the painted surface.
- Paint industry has developed and expanded and fulfills construction work locally and in some export markets with new different patterns similar such as covering facilities with ceramics, marbles and mosaics.
- The main objective is to fulfill the domestic market demand, and rely on local manufacturers of paints and varnishes and utilize export opportunities.

Enabling:

- Availability of manufacturing technology in Egypt and specialized research centers such as the National Research Center, the Academy of Scientific Research and the Building Research Institute.
- The volume of global demand for paints and varnishes reached
- \$ 13.4 billion in 2020.
- Egypt imported 12.7 thousand tons in 2020 which valued \$ 64 billion.
- There are Egyptian companies that can expand through adding new production lines to fulfill the local market demand for paints and varnishes, such as Jotun, Sipes, Scip, Pachin, Technopaint and Eagle Polymers.



Trade Balance



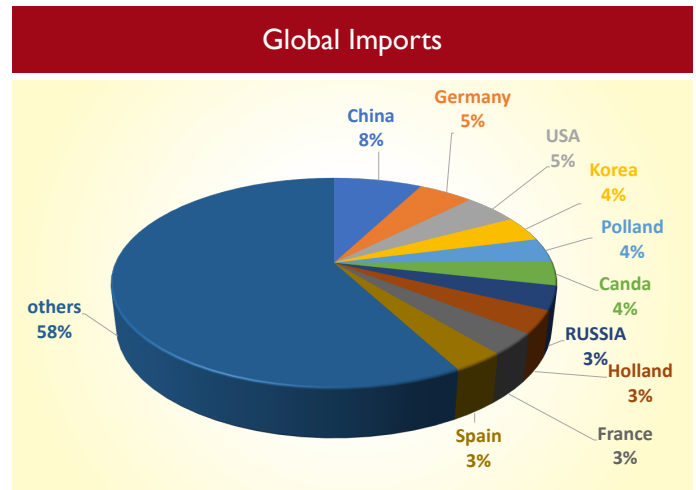
Egypt Imports

Egypt's imports of paints and varnishes in a non-aqueous medium in 2020 reached 12.7 thousand tons, with a value of \$ 64 million.



Global Imports

Global imports volume in 2020 reached \$13.4 billion.



Market Opportunities

Local market:

- Implementation of National projects and urban expansion currently lead to increase the local demand for varnishes and paints in a non-aqueous medium.
- The presence of many multinational companies and local companies for varnishes and paints, which increases competition in the development of paints and varnishes industry.
- Egypt exported 11.2 thousand tons of paints and varnishes in 2020 to Yemen, Saudi Arabia, Libya, Nigeria, Sudan, Kenya and Palestine.
- Egypt's neighboring countries who faced war and are currently working on reconstruction plans are priority to Egypt's exports markets such as Syria, Yemen and Libya.
- Dumping duties may be imposed on imported paints and varnishes as similar quality alternative local product is available in Egypt.

Potential Export Market:

- Potential export markets are Saudi Arabia, Yemen, Syria, Libya, Kenya, Ethiopia and Nigeria.

Refernces:

Reference: trade map website

A feasibility study should be prepared for this opportunity.



Investment Opportunity Fact Sheet

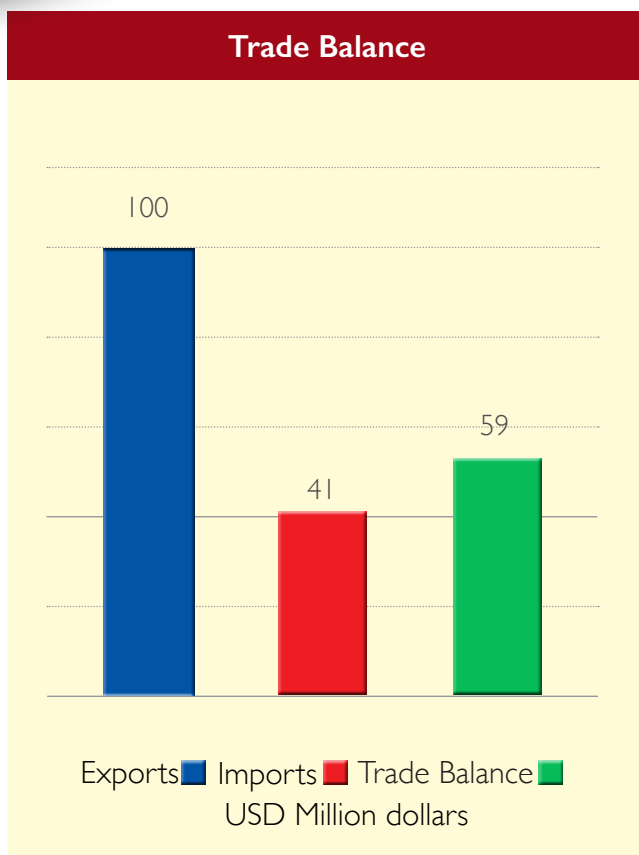
Glass tableware

Objective:

- The main objective is to close the gap in the demand for imported Glassware in the local market which the most of “Class A” Glassware of a kind used for table, kitchen, toilet and office were imported especially from (China, United Arab Emirates, France, Turkey and Czech),
- Production of a variety of glass tableware used for many purposes inside homes, hotels, hospitals, and others. It bears high temperatures and is characterized by a variety of shapes and ease of printing and decoration.
- The presence of export opportunities; Egypt’s Export reached 100 Million USD over the year 2020,
- Maximizing the add-value of Egyptian silica sand.

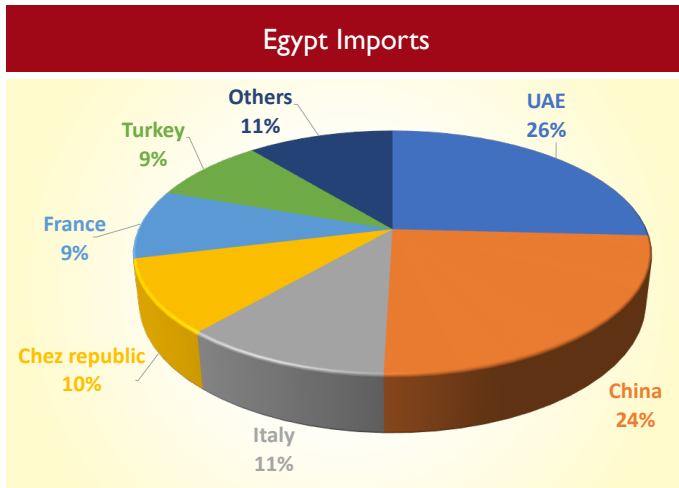
Enabling :

- The value of Egypt’s imports during 2020 reached 41 million US dollars, including about 30 million US dollars from four countries, achieving 73% of the total imports of glassware, and most of Egypt’s imports were from the United Arab Emirates, China, Italy and the Czech Republic, respectively.



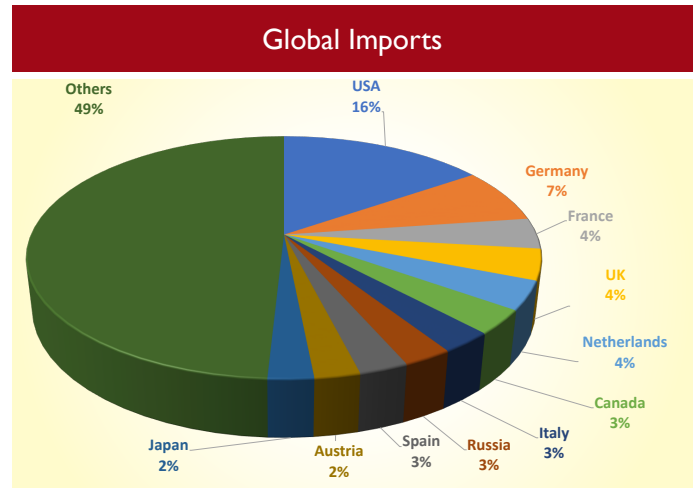
Egypt Imports :

The value of Egypt's imports during the year 2020 reached 41 million US dollars, including about 30 million US dollars from four countries, achieving 73% of the total imports of glassware, and most of Egypt's imports were from the United Arab Emirates, China, Italy and the Czech Republic, respectively.



Global Imports :

The value of global imports of glass tableware during 2020 reached about 7 billion dollars, respectively (the United States of America, Germany, France, the United Kingdom, the Netherlands, Canada, Italy, Russia, Spain and Japan).



Market Opportunities

Local and Regional Market:

- Around 30 companies working in the field of Glassware Manufacturing of a kind used for table, kitchen, toilet, office, indoor decoration and similar purposes,
- Crystal Asfour is one of worldwide key players in the field of crystal manufacturing,
- Egypt's exports represent 1.2% of world exports for this product, and its rank in the world exports is the eighteenth,
- Egyptian production in 2020 from table glassware was 100 thousand tons and from Crystal was 22,050 tons.

Potential Export Market:

- Spain – Germany – UK – France – Netherlands - Italy - Austria – Algeria – Morocco - United
- Arab Emirates - Saudi Arabia

Refernces:

Trade Map Website, General Organisation for Exports & Imports Control (GOEIC), Industrial Development Association (IDA), Industrial Modernization Center database (IMC) and Glass-international Website.

A detailed feasibility study should be prepared for this opportunity



Investment Opportunity

Non- ionic organic surface active agents (Comperlan) manufacturing:

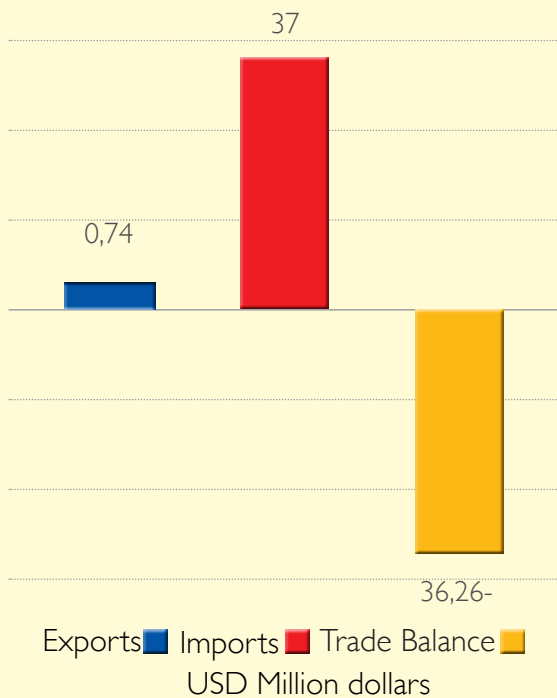
Objective:

- Non- ionic organic surface active agents (Comperlan) is the main raw for manufacturing detergents, shampoos , cosmetics, skin care products, hair dyes and veterinary and pet care products. It increase the viscosity and used as a foaming agent and stabilizer.
- The main objective of manufacturing Comperlan is to fulfill the local market demand and utilize export opportunities to Africa and Middle East

Enabling:

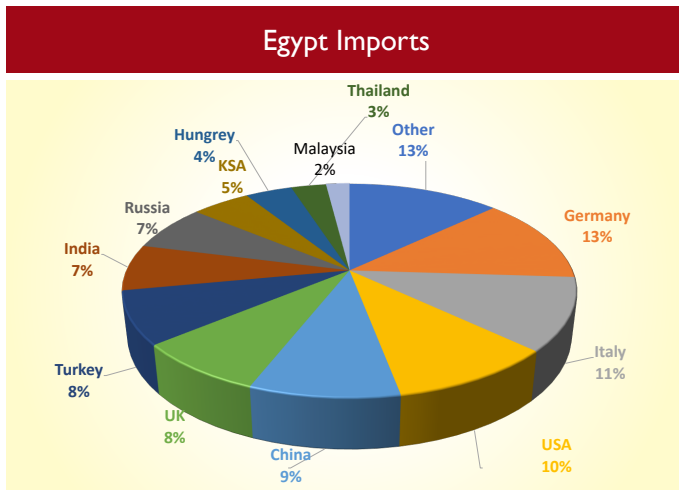
- The volume of imported raw material in 2020 reached 14000 tons .
- The value of global demand in 2020 reached \$ 4.7 billion .

Trade Balance



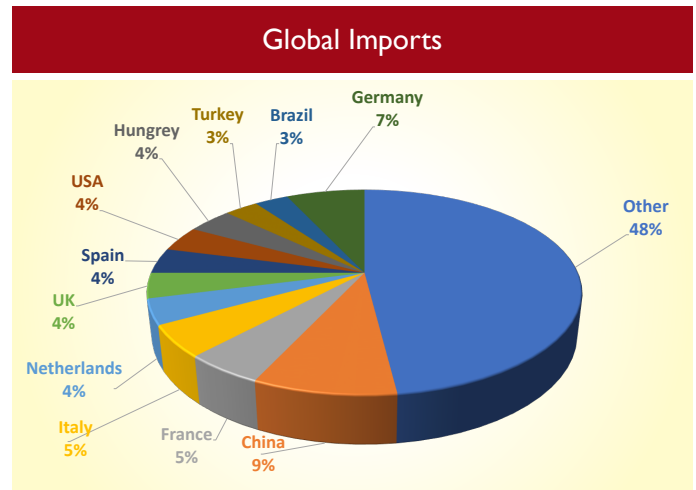
Egypt Imports

- Egypt imported 14,000 tons from this materials valued \$ 37 Million.



Global Imports

- The global imports from Non-ionic organic surface active agents (Comperlan) in 2020 reached \$ 4.7 billion.



Market Opportunities

Local market:

- Lack of local manufacturing companies for non-ionic organic surface active agents (Comperlan)
- Manufacturing know-how is available in National research center and petroleum research center.
- This product should be produced with high quality and competitive price to substitute the similar imported raw material.

Potential Export Market:

- Potential export markets are Morocco, United Arab Emirates , Kenya and Nigeria .

Refernces:

Reference: trade map website

The general authority for exports and imports.

A feasibility study should be prepared for this opportunity.



Investment Opportunity Fact Sheet

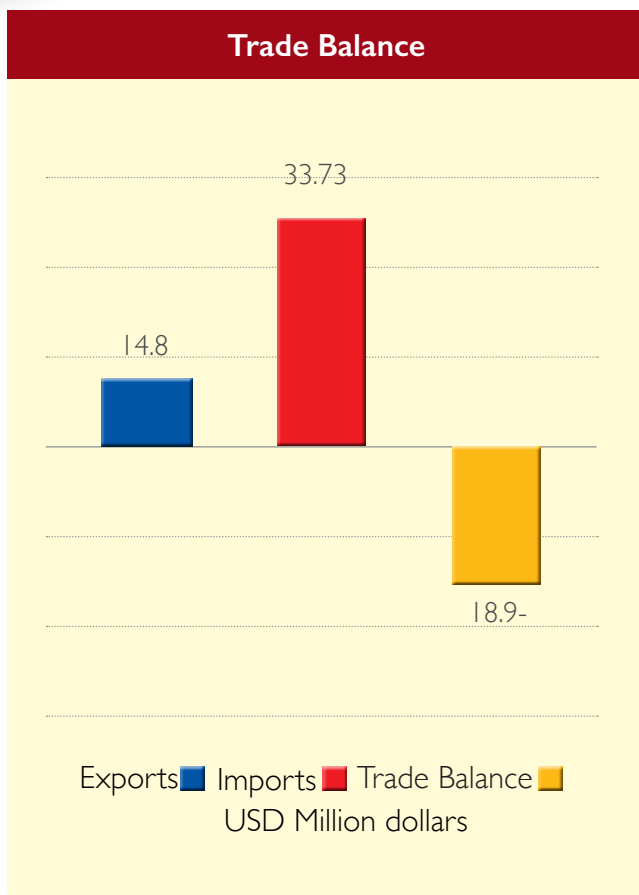
Ferrous oxides manufacturing project

Objective:

- Fulfilling the gap in domestic demand for ferrous oxide. Ferrous oxides are inorganic oxides available in rock formations in Egyptian mountains and is extracted from quarries and is used in many industries such as paints as colorants, cement industry, ceramic industry and semiconductors.

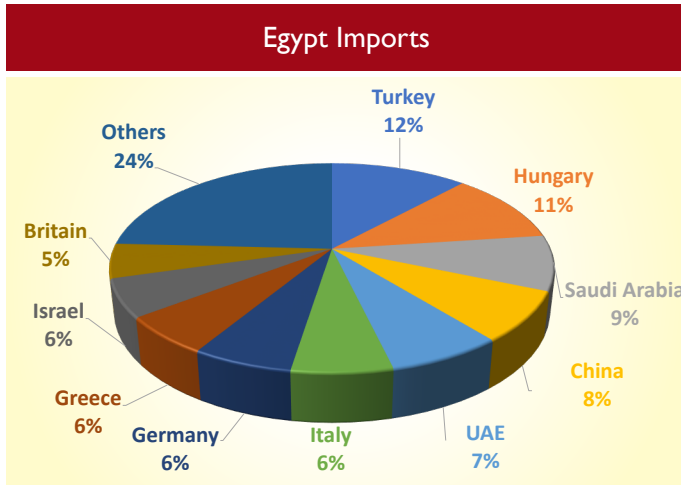
Enablers:

- Raw materials are available in Egyptian mountains, and some industrial processes must be applied to maximize the added value, such as grinding, sifting and purification in order to obtain the oxides required for different industries.
- The volume of imports reached 33.7 million US dollars for the year 2020.
- Global demand reached 3 billion US dollars for the year 2020.
- The project is complementary to the industries of paints, ceramics and cement.
- Egypt's exports of oxides valued 14.8 million dollars in 2020



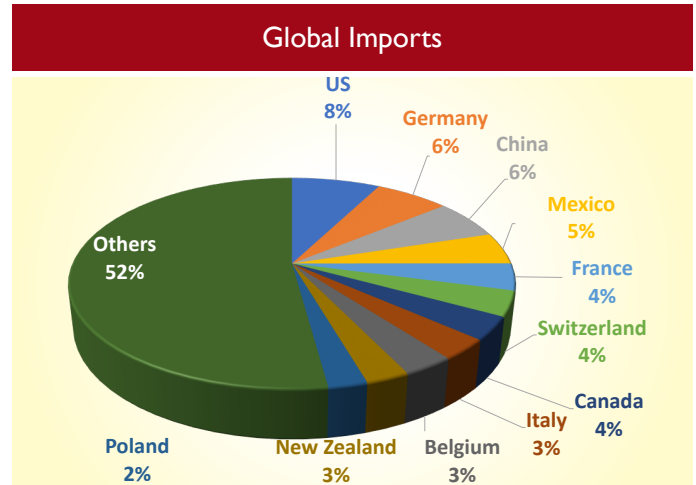
Egypt Imports:

- Egypt's imports of ferrous oxide raw material reached 33.7 million US dollars in 2020, from several countries such as Turkey, Belgium, Saudi Arabia, China, UAE, Italy, Germany, Greece, Israel and Britain.



Global Imports:

- The volume of world imports in 2020 of ferrous oxide raw material is 3 billion US dollars.
- The top ten importing countries are (the United States, Germany, China, Mexico, France, Switzerland, Canada, Italy, Belgium and New Zealand).



Market Opportunities

Local market:

- There are Egyptian companies that manufacture and export to African and Arab countries such as Jordan, Yemen and Libya. These companies are Al Faltas for Paints Company in the tenth of Ramadan industrial zone, which has established a new factory for the production of iron oxides, as well as the Engineering Company for Colors of Paints and some small workshops in the Shaq Al-Thaaban Industrial Area.
- The Egyptian market consumes huge amounts of oxides due to the presence of large contracting companies such as Orascom and Arab Contractors and large paints companies such as Sipes, Skip, Jotun and Interlock bricks. These companies consume huge amounts of oxides as coloring agents.

Possible export markets:

are Saudi Arabia, Sudan, Yemen, Algeria, UAE, Lebanon, Libya, Italy and Nigeria.

Refernces:

Sources:

1- The website of the World Trade Map.

2- General Organization for Export and Import Control.

A feasibility study should be prepared for this opportunity.

Investment Opportunity

Manufacturing of Silicon

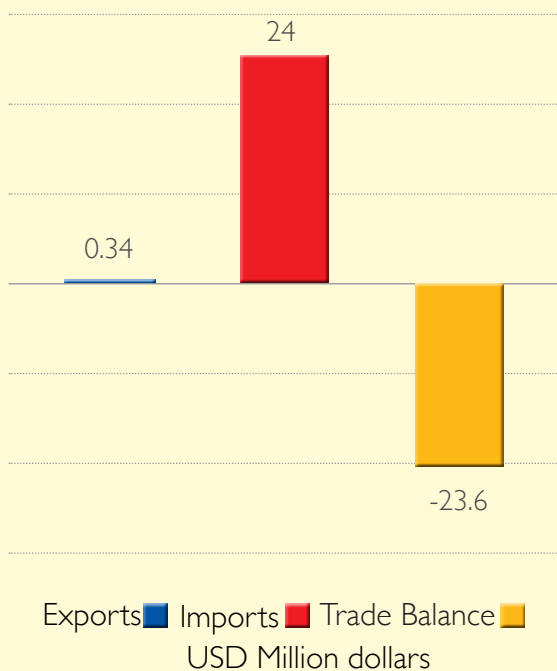
Objective:

- The main raw material for manufacturing SILICON is silica (Quartz) which is processed into Mineralized silicon . Rubber silicon and pure silicon silica raw materials are available in Egyptian desert in Sinai.
- The by- products of silica are used in several industries such as silica for adhesives and insulators materials.
- The main objective is to fulfill the Domestic demand and utilize export opportunities.

Enabling:

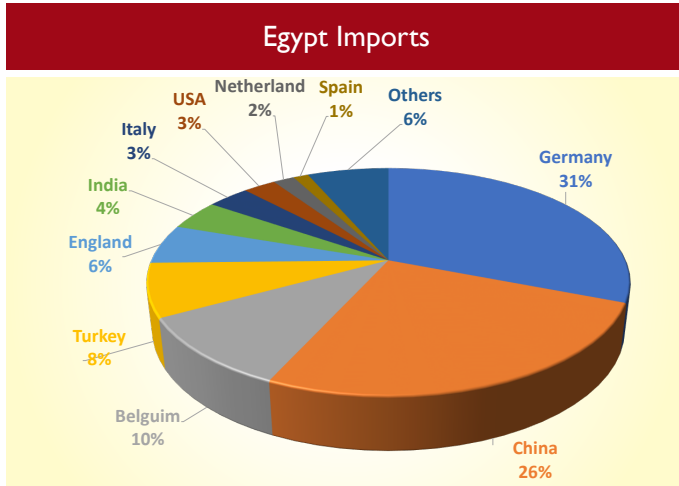
- The availability of silica raw material as pure sand in the Egyptian deserts with huge quantities.
- Silicon is the main component used in manufacturing fiber optics, electronics chips, solar cells and mainly in Latex as industrial rubber for gloves and elastic materials for children toys .
- Egypt imported silicon in 2020 with value of \$ 24 Million which was equivalent to 3,556 tons.
- Global demand for Silicon reached 6.6 billion USD in 2020.

Trade Balance



Egypt Imports

- Egypt imports reached \$ 24 Million from silicon in 2020 .



Global Imports

- The value of global imports in 2020 from silicon is \$ 6.6 billion .



Market Opportunities

Local market:

- Lack of local companies to manufacture Latex materials and this material is imported from China and Korea due to lack of silicon raw material locally.
- There is a few Egyptian companies manufacturing sodium silicate which is used in Detergents and textiles such as Silica Egypt.
- This Investment opportunity will fulfill the demand of strategic industries such as solar cells and electronics chips.

Potential Export Market:

- Potential export markets are Saudi Arabia, Sudan, Italy and Belgium.

Refernces:

Trade map website

The general authority for import and export.

A feasibility study should be prepared for this opportunity.

Investment Opportunity Fact Sheet

Epoxy Manufacturing

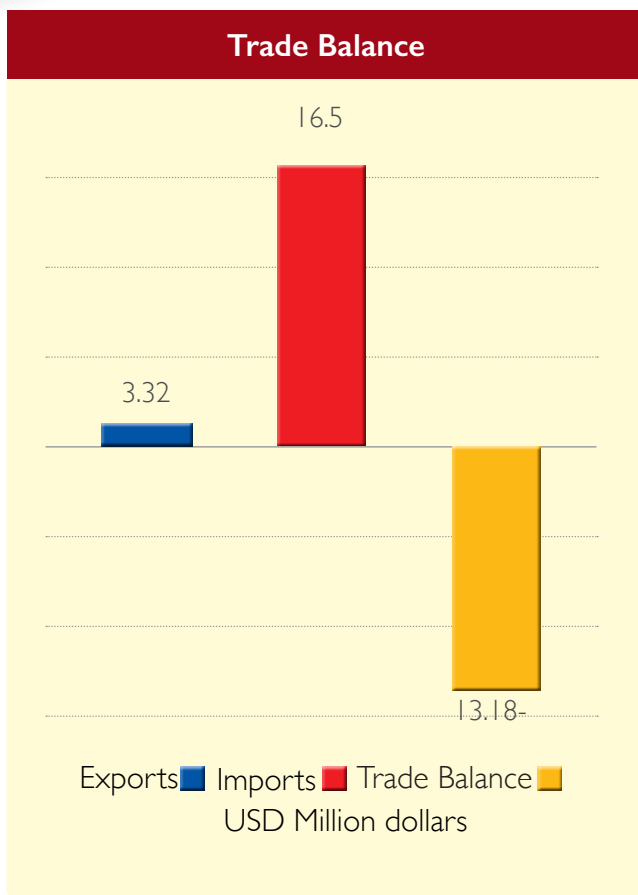
Objective:

- Epoxy is a resinous substance, hard plastic material, it is highly adhesive and resistant to friction and chemicals, whether acids, alkalis or solvents, forms an insulating layer when dry.
- Epoxy is used in coating floors and insulating buildings, roofs of houses, and floors of hospitals and garages because it is resistant to bacteria and gives it luster.
- It is also used in electrical and electronic systems.
- The main objective of manufacturing Epoxy is fulfill domestic demand which increases annually and utilize export opportunities in Africa and Middle East.

Enabling factors:

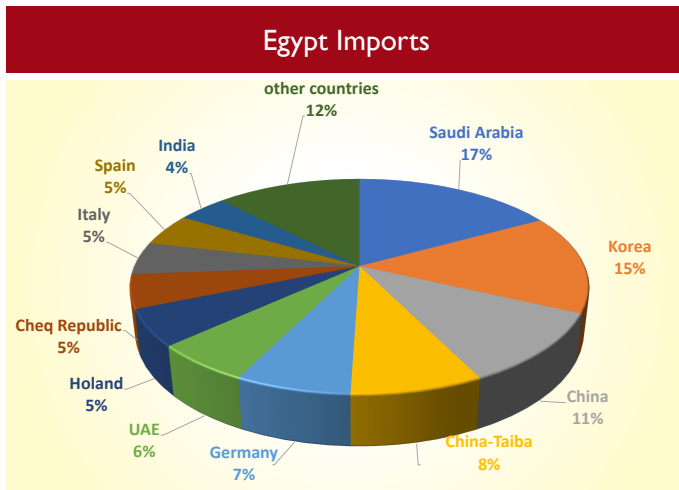
- Egypt imported 4,065 tons in 2020, worth \$16.5 million.
- The volume of global demand reached 1.6 billion tons of epoxy in 2020 with value of \$5.7 billion.
- Manufacturing technology is available locally and known to Egyptian manufacturers such as Eagle Polymers, British Egyptian and Mansoura for resins, but the local producers' production capacity is less than the domestic market demand.
- Egypt exported 735 tons in 2020 to Morocco, Syria, Jordan, Nigeria, Kenya and Libya.
- The Egyptian National research centers and Academia can cooperate with industrial sector to improve product quality and develop manufacturing technology.

Trade Balance



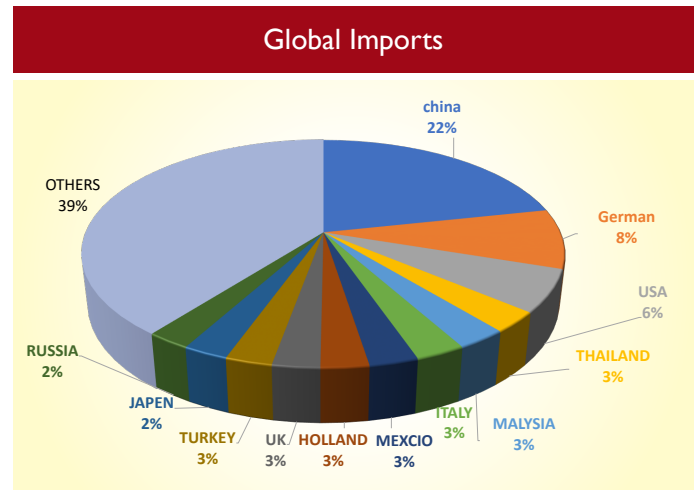
Egypt Imports in 2020:

Egypt's imports of epoxy in 2020 reached 4000 tons, with a value \$16.5 million.



Global Imports in 2020:

The volume of global import in 2020 reached 1.6 billion tons valued \$ 5.7 billion.



Market Opportunities

Local market:

- Egyptian companies such as Eagle Polymers, British Egyptian and Mansoura Resins manufacture epoxy but production capacity is less than the domestic market demand
- Eagle Polymers established another factory in 6th of October industrial City to increase production capacity.
- International consumer companies import epoxy from Egypt due to competitive price and good quality.

Potential Export Market:

- Morocco, Syria, Jordan and Libya, Uganda, Nigeria and Kenya.

Refernces:

- Trade Map Webpage
- General Authority for imports and exports

A feasibility study should be prepared for this opportunity.

Investment Opportunity Fact Sheet

Sorbitol manufacturing

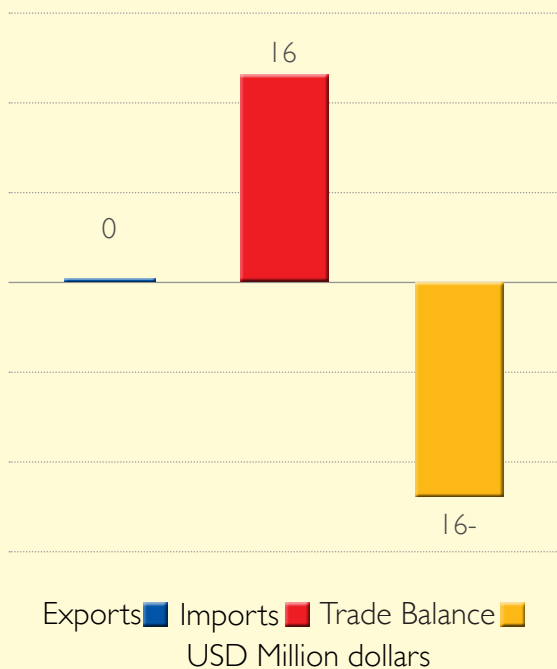
Objective:

- The main objective of manufacturing Sorbitol is fulfilling the local market demand
- Sorbitol is a multi-use non-sugar chemical used in food industry, pharmaceutical, cosmetic, personal care products such as toothpaste, and ascorbic acid (vitamin E).
- Sorbitol one of the most famous artificial sweeteners and used as a sugar substitute for, it can be produced in the form of powder or liquid.

Enabling:

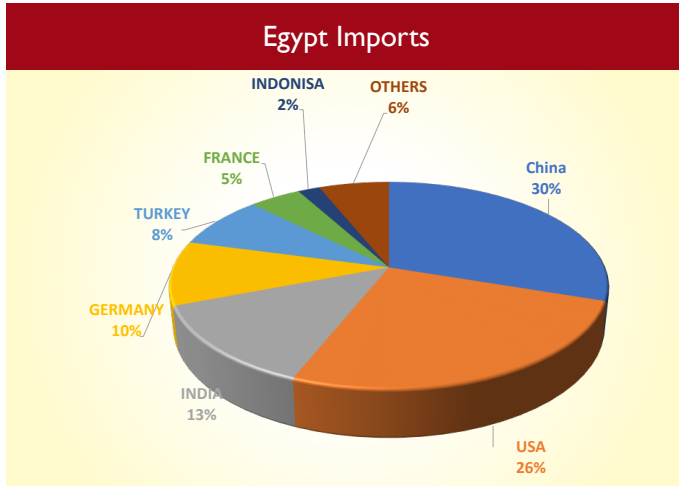
- The raw materials are glucose and fructose such as Grapes, which are available in Egypt.
- The imports reached £ 16 million in 2020.
- Global demand reached \$ 230 million in 2020.
- Sorbitol is complementary to the food and cosmetics industries and an alternative to glycerin.

Trade Balance



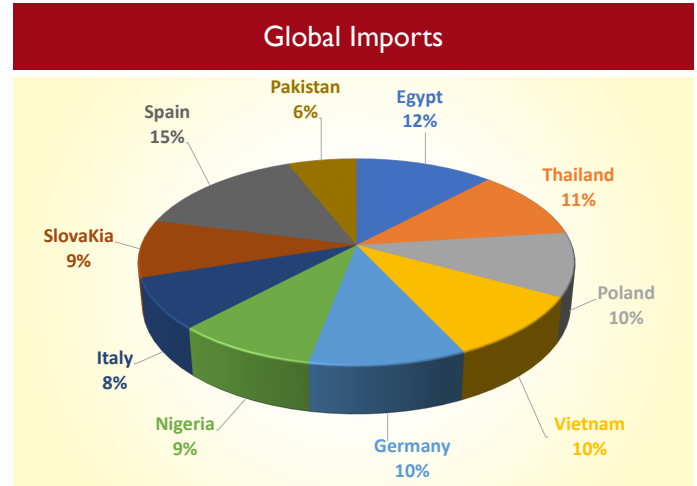
Egypt Imports

- Egypt's imports of sorbitol in 2020 reached \$16 million from different countries such as China, USA, India, Germany, Turkey, France and Indonesia.



Global Imports

- The volume of global import in 2020 reached \$ 230 million. The top ten global importers are Spain, Egypt, Thailand, Poland, Vietnam, Germany, Nigeria, Slovakia, Italy and Pakistan. Egypt is considered one of the largest global importers of sorbitol.



Market Opportunities

Local market:

- Local manufacturing in Egypt are (Air-liquid) and its multinational company, National Company for corn and It's satisfying the demand of the local companies as the food and the cosmetics, and pharmaceutical companies provides huge quantities, and most of them are imported from outside as explained previously.

Potential Export Market:

- Europe: Spain, Poland, Vietnam, Italy, Slovakia.
- Asia: Thailand & Vietnam
- Arab countries: Saudi Arabia , Tunisia

Refernces:

World Trade Map website.

General Organization for Export and Import Control.

A feasibility study should be prepared for this opportunity.

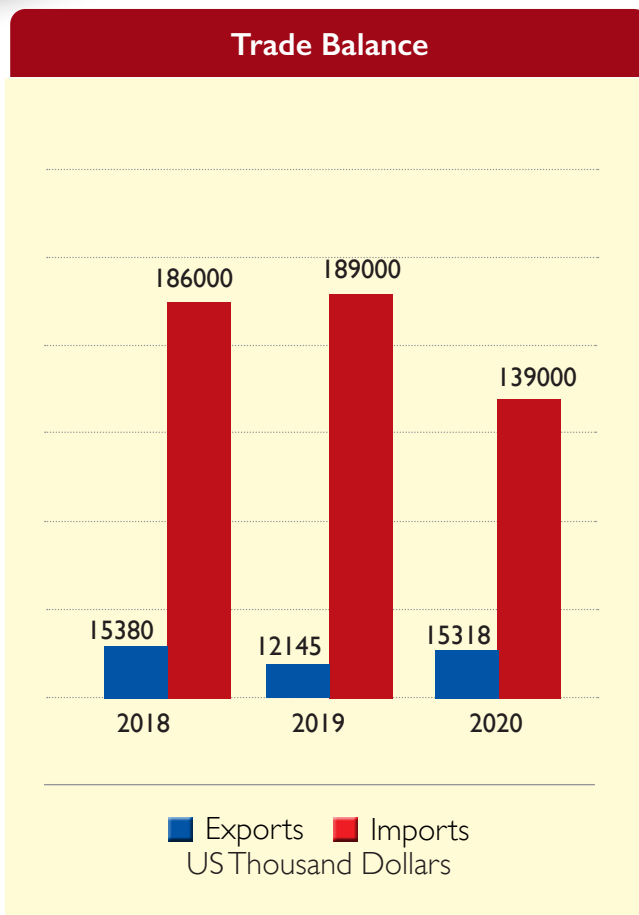
Investment Opportunity

Acrylic plastic

Objective:

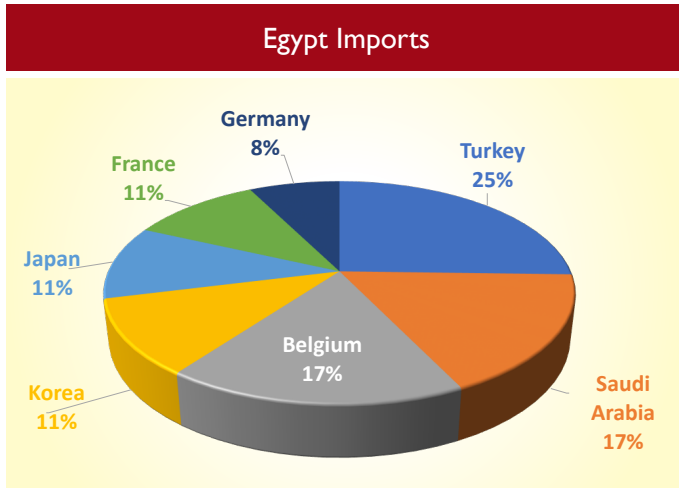
- The main objective of manufacturing acrylic plastic is to fulfill local market demand and utilize export opportunities.
- Acrylic plastic is a synthetic raw material which is manufactured from derivatives of acrylic acid.
- The most common acrylic plastic is poly methyl methacrylate (PMMA), which is known for the trade names Plexiglas, Lucite, Perspex, and Crystallite.
- The main raw materials for manufacturing Acrylic plastic are available locally: Acrylic acid, which is available locally in Zohr and Nour fields.
- Acrylic plastic is used in several applications and industries including acrylic panels used in household appliances, home furniture, and advertising and stationary
- Egypt's strategic location facilitates export to Asia, Africa, Europe and North America
- Free Trade Agreements with the European Union, COMESA, Mercosur and QIZ
- Wages in Egypt are among the most competitive in the region
- Egypt has 15 commercial ports to facilitate exports

Trade Balance



Egypt's imports of acrylic plastic in 2020:

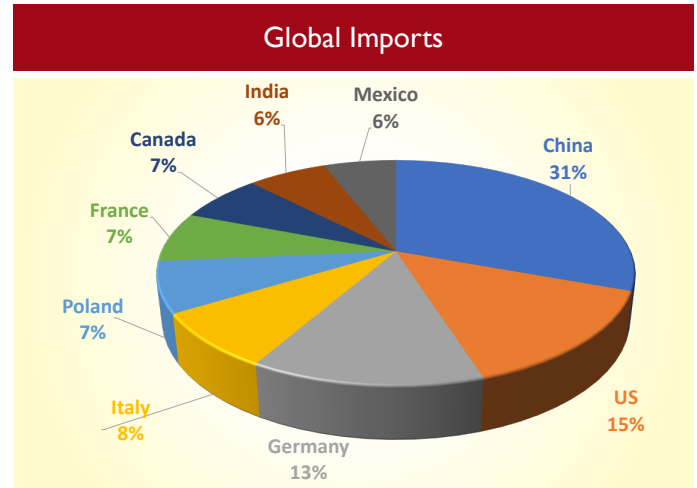
Egypt imports mainly from Turkey, Saudi Arabia, Belgium, Korea, France, and Germany



Global imports of acrylic plastic in 2020:

Main global importers with highest values are China, USA, Germany, Italy, and Poland

France, Canada, India, Mexico



Market Opportunities

Local market:

- Acrylic plastic is used in different application and industries and the local demand is increasing annually
- Acrylic plastic is used in several industries and applications including acrylic panels used in household appliances, home furniture, advertising and stationary
- The national master plan for petrochemicals is known and is the main tool through which the government leads
- The Petrochemical Holding Company is studying several new projects for the production of various petroleum derivatives

Potential Export Market:

- Potential export markets are China, the United States of America, Germany, Italy, Poland, France, Canada, India, and Mexico

References:

Sources: world trade website

A detailed feasibility study should be prepared for this opportunity



Investment Opportunity Fact Sheet

Polyethylene Glycol Manufacturing Project:

Objective:

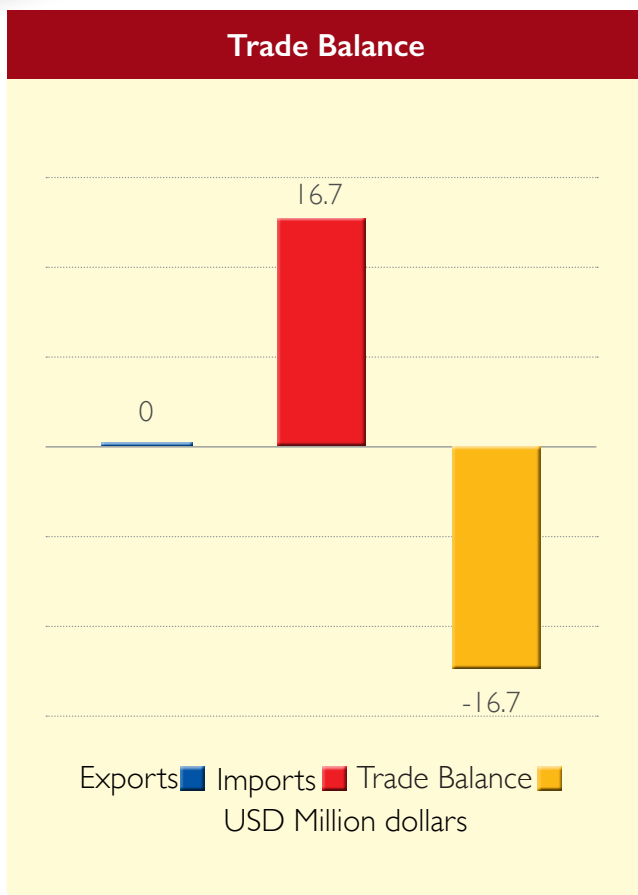
- Polyethylene glycol is a hydrophilic, biocompatible, synthetic polymer that is widely used in biomedical and other industrial applications such as cooling applications and machines, as antifreeze, in automotive radiators, and in the manufacture of personal care products such as toothpastes, as well as biophysics applications.
- Polyethylene glycol is manufactured using a ring-opening polymerization process of ethylene oxide to produce a wide range of molecular weights and molecular weight distributions.
- The main objective of manufacturing Poly Ethylene Glycol is to fulfill the gap in the trade balance, which represents 17 million dollars in 2020

Enablers:

- Due to the discoveries of natural gas in the Zohr and Nour fields, the raw material of ethylene gas is available, which is the primary raw material required in manufacturing process, then converted into polyethylene glycol by several reactions inside the production unit attached to the petrochemical complex.

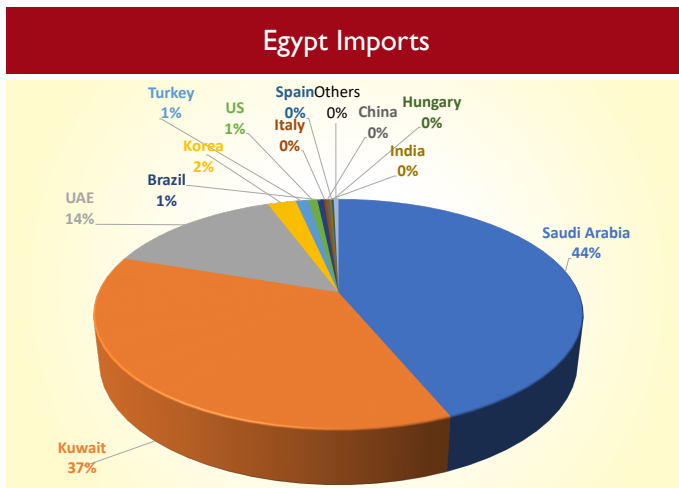
The value of imports of Poly Ethylene Glycol reached approximately 16.7 million dollars in 2020.

- The value of global demand in 2020 was approximately \$8 billion.



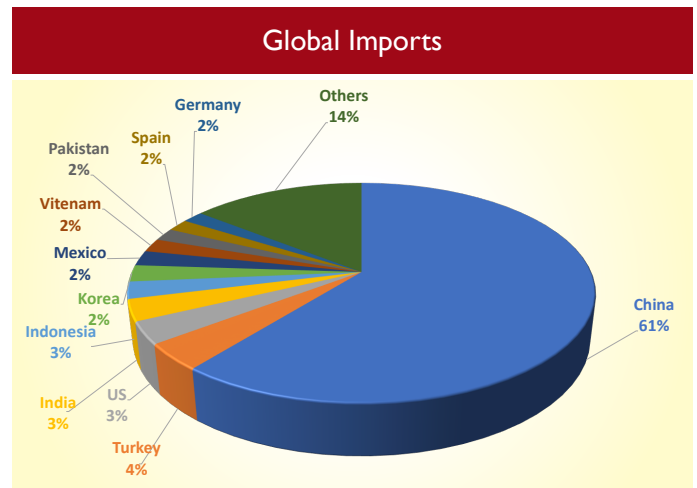
Egypt Imports:

•Egypt's imports of polyethylene glycol reached 16.7 million dollars in 2020



Global Imports:

• The volume of global imports in 2020 was approximately 8 billion US dollars.



Market Opportunities

Local market:

- The Egyptian market needs Poly Ethylene Glycol, as there isn't Egyptian manufacturers currently.
- The Ministry of Petroleum and the Egyptian Petrochemical Company have an expansion plan to produce complementary products to petroleum derivatives to fulfill the demand in the local market, in order to utilize the availability of natural gas in Egypt.

Potential Export Market:

- After fulfilling the local market demand, possible export markets are Algeria, Libya, Sudan, Morocco and Italy.

Refernces:

The website of the World Trade Map.

A feasibility study should be prepared for this opportunity.

Investment Opportunity Fact Sheet

Printing Inks

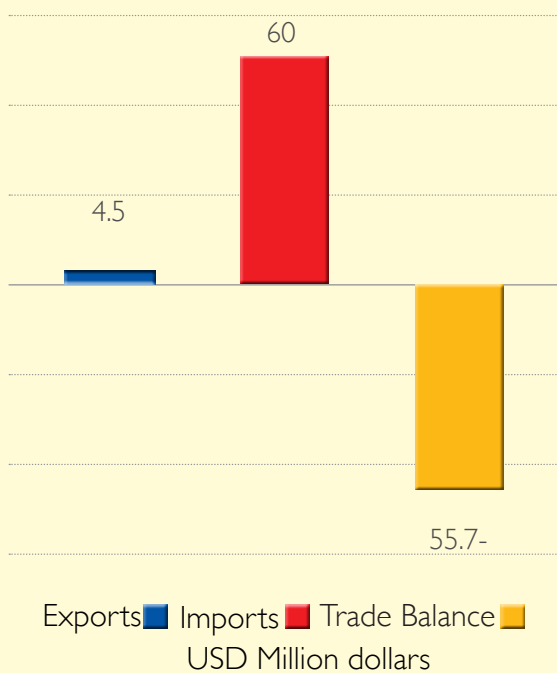
Objective:

The main objective is to cover the large demand for printing inks in the local market, which are imported from many countries especially (Spain, Germany, Turkey, United Kingdom and China).

Enablers:

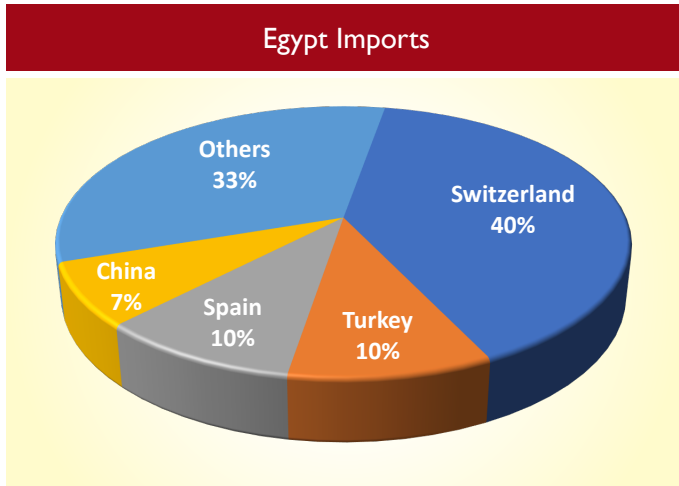
- Raw Material: Solvents, concentrates, pigments, varnishes
- The volume of printing inks imports reached 60 million US dollars in 2020.
- The increase in global demand for printing inks, which reached 14 billion US dollars in 2020.
- This project is complementary to the Printing and packaging sector growth in Egypt.

Trade Balance



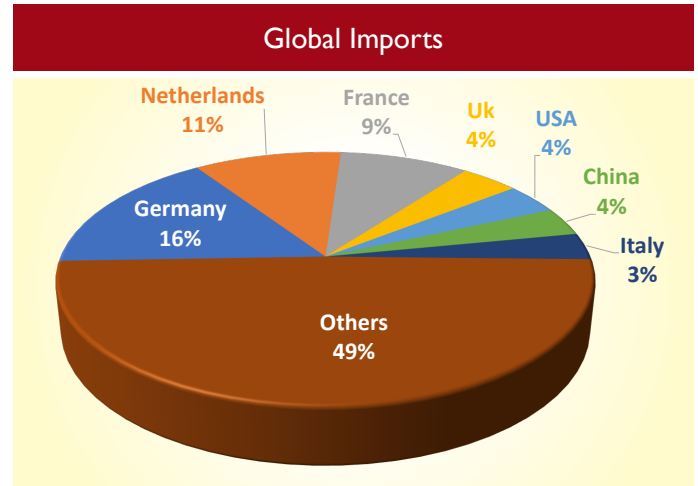
Egypt Imports:

Egypt's imports in 2020 reached 60 million US dollars, including 40 million US dollars from four countries, achieving 60% of the total imports of printing inks, which are respectively Switzerland, Turkey, Spain and China.



Global Imports:

The value of global imports during the year 2020 amounted to about 14 billion dollars and more than 10 countries, respectively (Germany, the Netherlands, France, the United Kingdom, the United States, China, Italy, Poland, Russia and Singapore).



Market Opportunities

Regional Market:

- Increasing market demand for Printing Inks reflected in increase in import value between 2017 and 2018 by 13%,
- Increase demand for Offset printing inks which is almost 45% of total imported printing inks value, which is mainly imported from China and India,
- Only 2 local companies manufacturing offset printing inks and their total production capacity covers around 50% of local market need only.

Potential Export Market:

- Germany
- Netherlands
- France
- United Kingdom

References:

Trade Map Website, Furniture development & Export Strategy, Makary BCG

“This investment opportunity should be further verified by a detailed feasibility study”



Investment Opportunity Fact Sheet

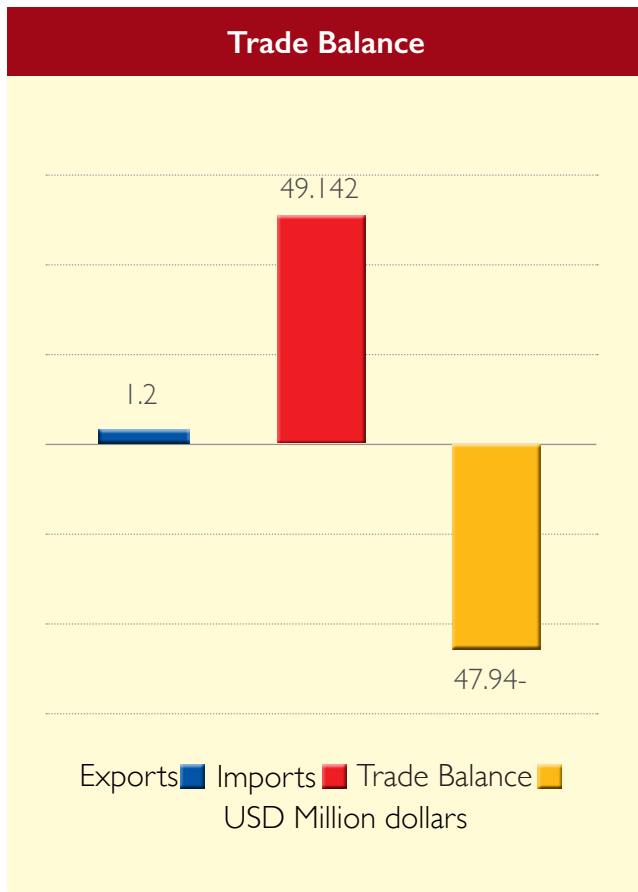
Amino resin manufacturing project:

Objective:

- Resins are natural or synthetic compounds that turn into a solid form upon treatment. The resins are divided into polyester, phenol, alkyd, polyamide, polyurethane, silicone and epoxy resins.
- Resins are viscous materials and are used in many industrial applications such as the manufacturing of varnishes, inks, melamine, rubber and water treatment.
- The main objective of manufacturing Amino Resins is to fulfill the gap in local market demand, which reached 48 million dollars in 2020.

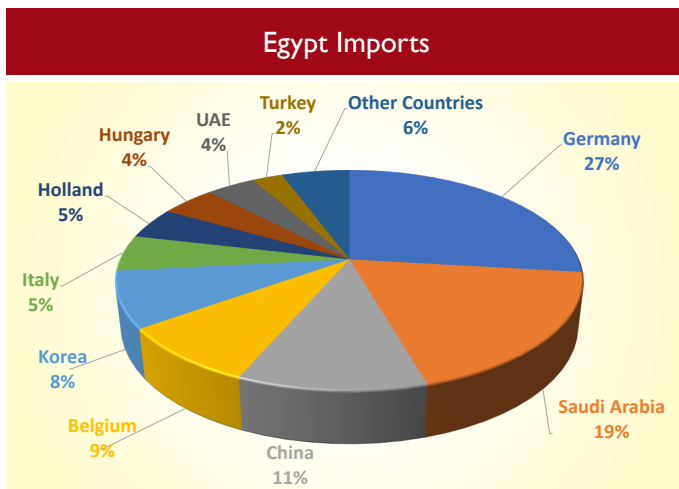
Enabling factors:

- The value of global demand for amino resins reached 5 billion dollars in 2020.
- Local market demand as Egypt imported 28 thousand tons in 2019 and 29 thousand tons in 2020.
- There are Egyptian companies that can invest to expand their current production lines to manufacture amino resins such as Eagle Polymers, Mansoura Resins and Egyptian British



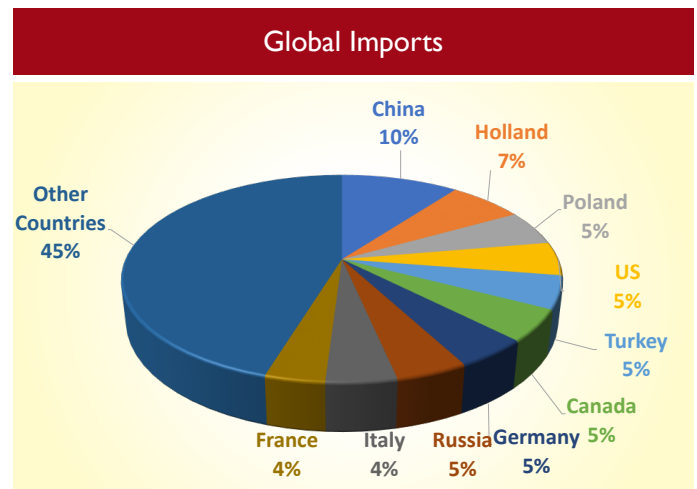
Egypt Imports in 2020:

Egypt's imports of amino resins in 2020 reached 1,700 tons with a value of 49.14 million dollars.



Global Imports in 2020:

The volume of world imports in 2020 was 3.5 billion tons which valued \$5 billion.



Market Opportunities

Local market:

- There are no Egyptian companies currently manufacturing amino resins as the technology used in manufacturing is unavailable locally currently, but in case of new investment for expansions for Eagle Polymers and Mansoura Resins companies, technology and know-how transfer will be part of the investment.
- Amino resins are used in car paints. Paint companies import amino resins in order to manufacture spark plugs.

Potential Export Market:

- Algeria, Morocco, Jordan and Bangladesh.

References:

The website of the World Trade Map.

A feasibility study should be prepared for this opportunity.

Investment Opportunity Fact Sheet

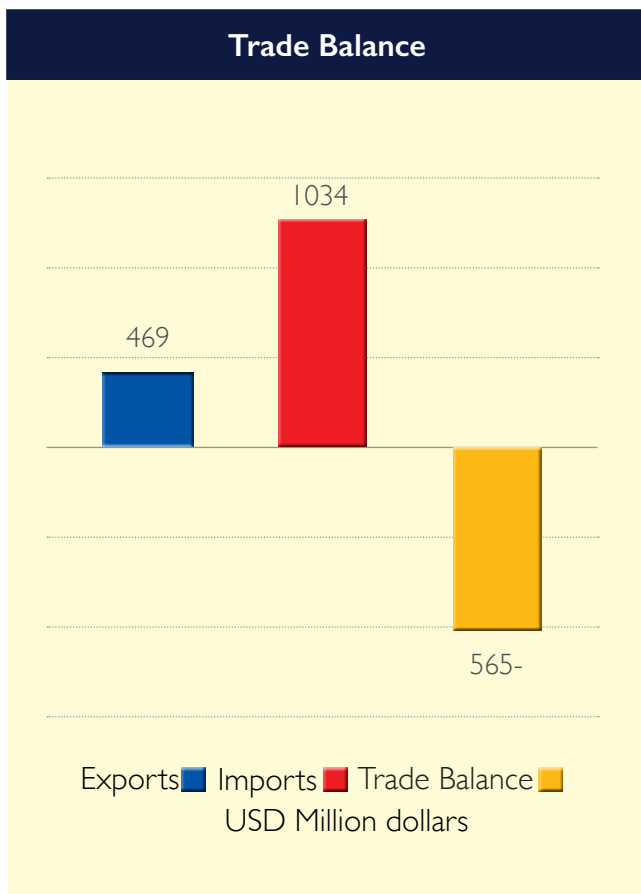
Steel Sheet Metal

Objective:

- bridge the huge gap in demand for Steel sheet Metal in the domestic market
- this product is one of the main raw materials used in manufacturing , sheet metal is used in automobile and truck (lorry) bodies, airplane fuselages and wings, medical tables, roofs for buildings (architecture), home appliances and many other applications
- Complete of value-added chain for the industry in Egypt
- Creating export opportunities by given the final products competitive edge in price by replacing the importing Steel sheet metal.
- The Egyptian steel sector is the second largest steel market in the Middle East and North Africa region in terms of production and the third largest in terms of consumption

Enablers:

- Sheet metal is metal formed by an industrial process into thin, flat pieces. Sheet metal is one of the fundamental forms used in metalworking and it can be cut and bent into a variety of shapes.
- Sheet metal is available in flat pieces or coiled strips. The coils are formed by running a continuous sheet of metal through a roll slitter
- Reduce Egypt's imports of metal steel plates by deepening local manufacturing, as Egypt's imports of metal steel plates were estimated at more than one billion dollars for the year 2020.
- Rising global demand for sheet metal due to the raising in demand for the manufacturing and the verities of products, which reached more than 106 Billion USD for year 2020 compared 124 Billion USD for year 2019 and 138 USD for year 2018.
- This project is complementary to the industry in Egypt
- The global sheet metal steel services market size is estimated at 15.81 billion USD in 2020 and is

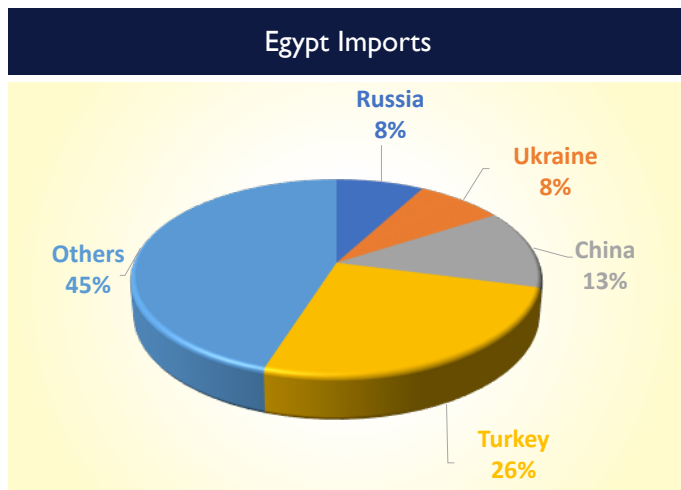


expected to reach 16.31 billion USD in 2021, with a compound annual growth rate (CAGR) of 3.46% to reach 19.40 billion USD by 2026.

- Annual growth in value between 2017-2018 is about 17% regarding the different types of Steel Metal sheet.

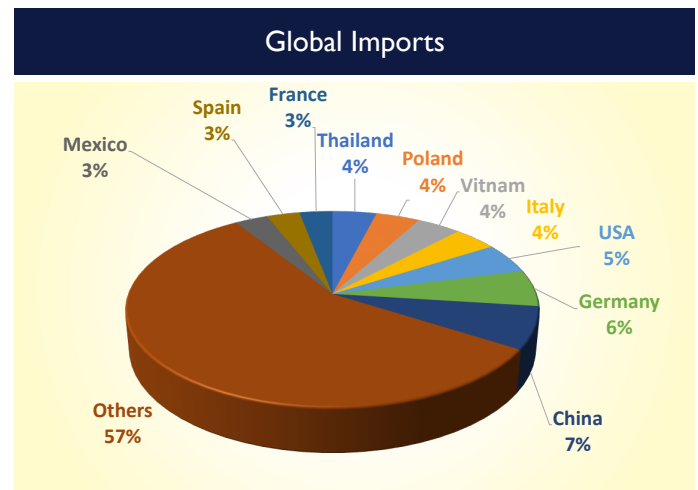
Egypt Imports:

Egypt imported Sheet Metals during 2020, with a value more than 1 Billion USD, total importers of the product, and they are respectively (Turkey - China - Ukraine - Russian Federation - Japan - Netherlands - Belgium - Italy - Republic of Korea -Romania - Germany)



Global Imports:

Global imports of sheet metal reached during 2020 with a value of 106 Billion USD and they are respectively (China - Germany - USA - Italy - Viet Nam - Poland -Thailand - France - Spain - Mexico - Republic of Korea)



Market Opportunities

Regional Market:

- Flat-rolled products of sheet Metal, of a width of ≥ 600 mm and other represents almost 1,033,802 Billion USD from Egypt imports for year 2019 compared with 1,055,751 Billion USD from Egypt imports for year 2017.
- Egypt imported steel sheet metal products with a width of ≥ 600 mm with more than 706 million USD in 2020, an increase of 9% over 2019
- Egypt imported electrical tin with a thickness of less than 0.5 mm used in food packaging containers with more than 81 million USD in 2020, with a relative increase of 8% between 2016 to 2020, HS Code 721012
- Egypt's total import of steel sheets is 1,604,131 tons during 2020
- Egypt exported 468.655 million USD of sheet metal in 2020
- Egypt imported more than 111 million USD of metal steel sheets "painted sheet" for the year 2020 and the equivalent of 149 thousand tons, HS Code 721049
- 2.5 million tons is approximately the production capacity Local manufacturing in Egypt of steel sheet Metals, the remaining needs are imported each year.

- Steel sheet metal are used in various engineering industries such as car bodies and home appliances (refrigerators, washing machines, etc.). It is also used in industries that serve the oil sector, such as the manufacture of ships and containers, as there is a huge industrial base in Egypt in need of these products
- There is an industrial base, but it is not sufficient for the needs of the local market, as there are a number of local factories that produce some types, but not all of them, of metal steel plates
- Establish a Steel sheet Metals factories will help to cover the huge gap locally which will contributes the reduction of its price in Egypt and helps in the global competition in the re-manufactured products. This is an investment opportunity which will help the of Egypt's economic

Potential Export Market:

- Middle East and Gulf Region "Rolled sheets and final products"
- Asian Countries "Final products"
- African Countries "Final Products"

References:

Trade Map Website 2021 - researchandmarkets - General Organization for Exports & Imports Control (GOEIC)

"This investment opportunity should be further verified by a detailed feasibility study"



Investment Opportunity Fact Sheet

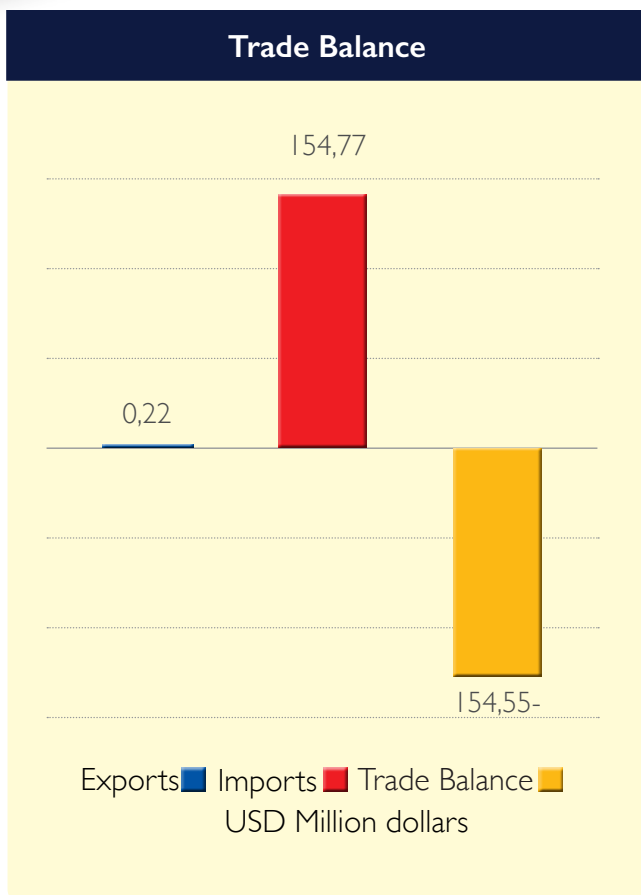
Stainless Steel

Objective:

- Bridge the huge gap in demand for Stainless steel rolled sheets in the domestic market
- This product is one of the main raw materials used in manufacturing such as (Electronics- Home Appliances-Tools- Hospitality machinery - cook ware- Machinery especially “food processing” - Medical devices - Tanks-Surgical instruments - Boilers - Dying machines)
- Complete the value-added chain for the industry in Egypt
- Creating export opportunities by given the final products competitive edge in price by replacing the importing Stainless steel rolled sheet.

Enablers:

- Steel alloy is consisting of minimum of 10.5% Chromium and a maximum of 1.2 Carbon with the additional of molybdenum and Nickel. Stainless steels are most notable for their corrosion resistance. Some raw materials are available locally, such as Iron and Slabs, but there are some elements must be imported.
- Rising global demand for Stainless steel rolled sheet due to the raising in demand for the manufacturing and the verities of products, which reached more than 154 Million USD for year 2020 compared 150 Million USD for year 2019 and 150 USD for year 2018.
- Cover Local market demand
- Increasing global demand for stainless steel plates, estimated at about 29 billion USD for the year 2020.
- Annual growth in quantity worldwide from 2019-2020 is about 3%.
- The local annual rate on stainless steel plates averaged 8% between 2016 and 2020.
- The global stainless steel sheet market was valued at 111.4 billion USD in 2019 and is expected to witness a compound annual growth rate of 6.3% in terms

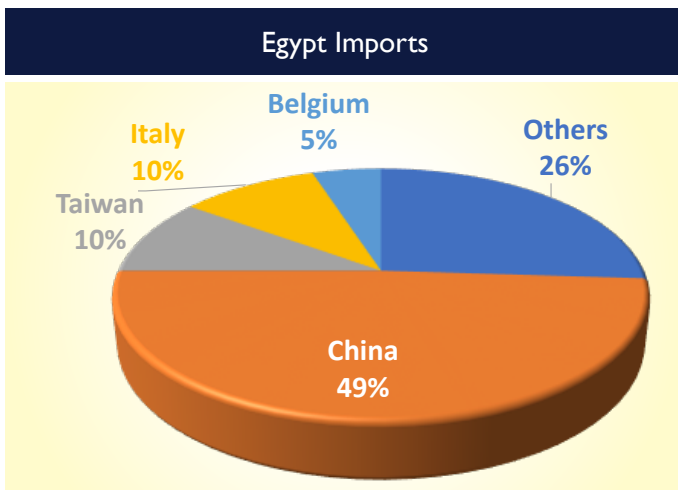


of revenue from 2020 to 2027. Rising consumer demand is likely to drive the market growth as Sheet is stainless and corrosion resistant, exhibits high hardness and ductility, and requires low maintenance.

- Availability of raw materials such as (iron, plates, chromium, carbon, molybdenum, manganese) in

Egypt Imports:

Egypt imported Stainless Steel sheets during 2020, with a value more than 154 Million USD, total importers of the product, and they are respectively (China - Taipei, Chinese - Italy - Belgium - India - Spain - Turkey - USA - Japan - Malaysia - Sweden)

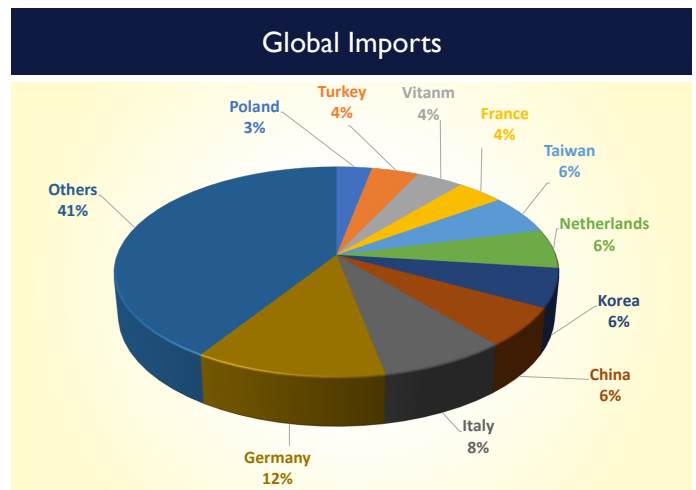


eastern Egypt and Upper Egypt, especially in the Golden Triangle, which is located between Safaga, Qusayr, Keft and iron ore located in Aswan and the Western Desert.

- This project is complementary to the industry in Egypt

Global Imports:

Global imports of Stainless Steel sheets reached during 2020 with a value of 29 Billion USD and they are respectively (Germany - Italy - China - Republic of Korea - Netherlands - Taipei, Chinese - France - Viet Nam - Turkey - Poland - Thailand)



Market Opportunities

Regional Market:

- Flat-rolled products of stainless steel, of a width of ≥ 600 mm represents almost 154 M USD from Egypt imports on 2020
- Egypt Imports almost 57,115 tons/year 2020 compared with 50,406 tons/year 2017.
- Annual growth in value for Stainless steel rolled sheet in Egypt on 2017-2018 is about 13%.
- The most common grade used in different manufacturing sector is 304 grade of stainless steel and 430 as well.
- Establish a stainless factory to cover the gap and its expected growth
- This product is one of the main production inputs used in manufacturing such as (electronics devices - household appliances - tableware - hospitality machines - cooking tools - machines especially "food processing" - medical devices - cabinets -

- surgical tools - boilers - food processing machines)
- Stainless steel plates are now commonly used in modern construction due to their strength, flexibility and high resistance to rust. It is used in the exterior cladding of large buildings, and can also be seen in interior designs, whether in the forms of handrails, table tops, and other designs. It also has the advantage of bringing natural light into the building, which helps reduce energy consumption

Potential Export Market:

- Middle East and Gulf Region "Rolled sheets and final products"
- Asian Countries "Final products"
- African Countries "Final Products"
- Europe countries "Final products"

References:

Trade Map Website 2021 - businesswire - grandviewresearch

"This investment opportunity should be further verified by a detailed feasibility study"

Investment Opportunity Fact Sheet

Tube or pipe fittings

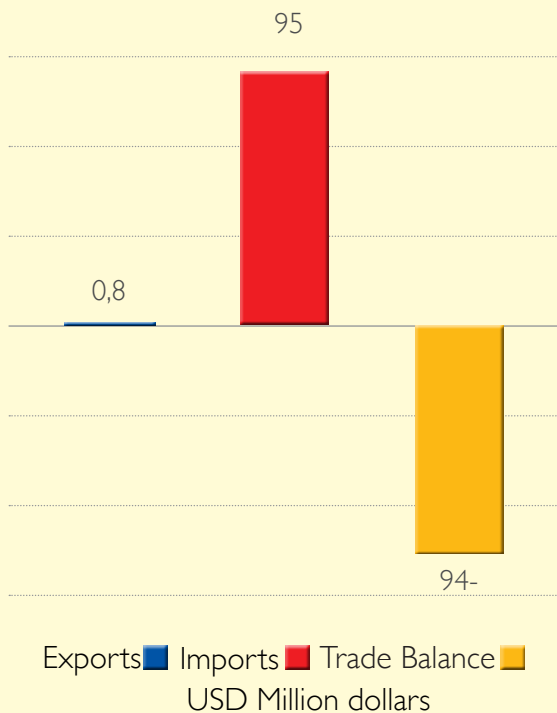
Objective:

- Bridge the huge gap in demand for tube or pipe fittings in the domestic market
- Considered the main component in many industries and systems in particular, especially chemical and petrochemical systems, residential, commercial, oil and gas, power, irrigation, infrastructure and others.
- Creating export opportunities, especially for neighboring countries, to make it possible to market these products.

Enablers:

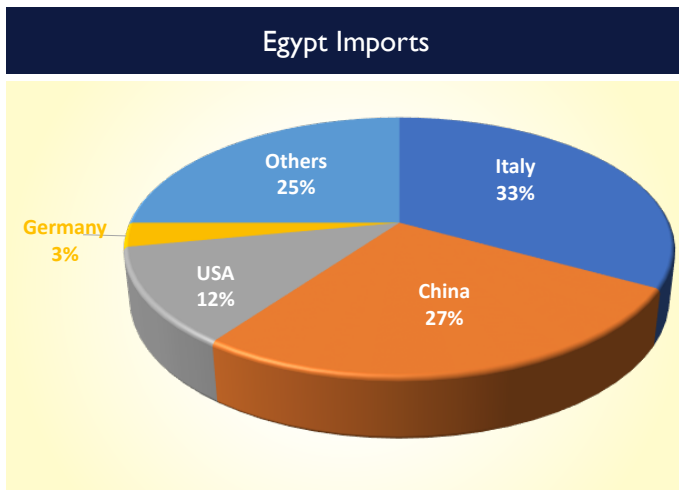
- Covering the demand from the local market
- Reducing of Egypt's import of tube or pipe fittings by deepening local manufacturing, as Egypt's imports from tube or pipe fittings about 95 million USD for the year 2020.
- The increasing global demand for tube or pipe fittings, estimated at more than 2 billion USD for the year 2020.
- There is a fluctuation in the local annual rate of tube or pipe fittings between 2016 and 2020.
- The global annual rate of tube or pipe fittings reached 1% between 2016 and 2020.
- The global tube or pipe fittings market size is expected to reach 367.9 billion USD by 2026, with annual growth rate of 3.7% during 2021-2026 which mainly driven by rapid urbanization and government investments and national projects towards infrastructure

Trade Balance



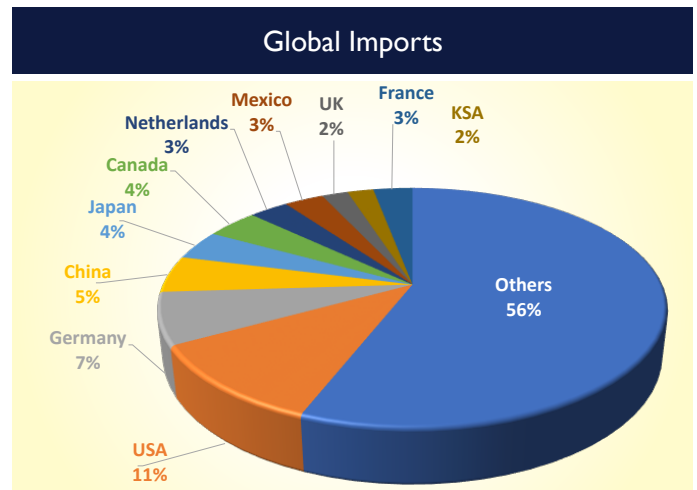
Egypt Imports :

- Egypt imported from tube or pipe fittings during 2020, with a value more than 95 Million USD, total importers of the product, and they are respectively (Italy - China - USA - Singapore - Germany - Republic of Korea, - Japan - United Arab Emirates - Spain - United Kingdom - Thailand)



Global Imports:

- Global imports of tube or pipe fittings reached during 2020 with a value of 2 Billion USD and they are respectively (USA - Germany - Canada- Egypt – Netherlands- France - Republic of Korea,-Japan – Poland - Italy)



Market Opportunities

Local Market:

- The Increase of the demand for tube or pipe fittings in Egypt, matching with the discoveries of gas fields also supply and transport of oil and gas.
- The Existence of large number of national projects for construction and infrastructure development that need pipes and tubes in multiple systems.
- The Increase of the demand for the irrigation sector, as pipes and their fittings are used with various pumps and other devices.
- Pipes and their fittings are needed in a large scale for various industries such as chemicals, petrochemicals, mining and others.
- Increasing of urbanization, and increasing investment in building new cities as well.
- Replacement and renewal of old networks and canals lining.
- There are many opportunities for export and reconstruction in many countries such as Iraq, Libya and Syria

- There are many opportunities for export and reconstruction in many countries such as Iraq, Libya and Syria.

Potential Export Market:

- Middle East
- Gulf region
- Asian Countries
- African Countries

References:

Trade Map Website 2021

“This investment opportunity should be further verified by a detailed feasibility study”



Investment Opportunity Fact Sheet

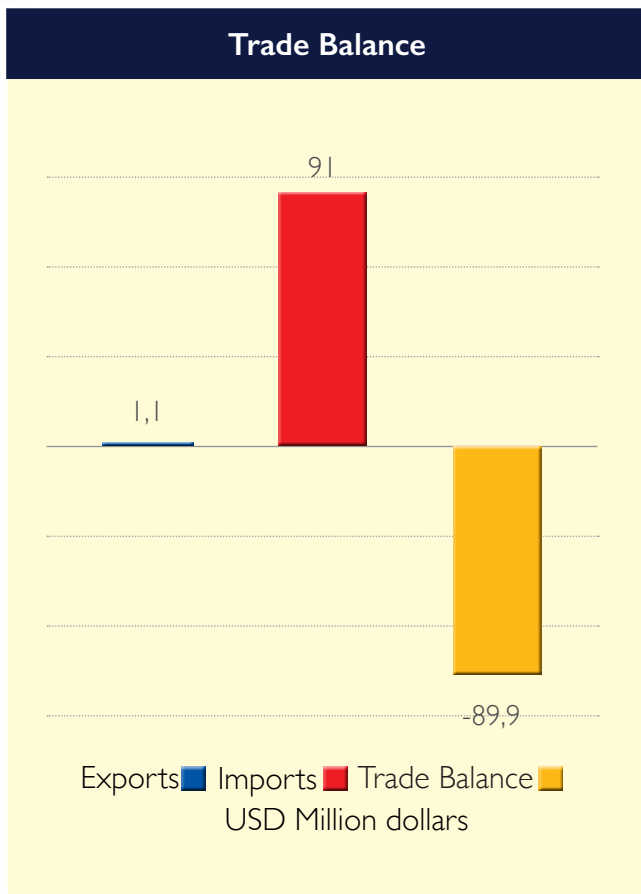
Screws, Bolts, Nuts

Objective:

- Bridge the huge gap in demand for Screws, bolts, nuts in the domestic market
- Completing the value-added chain of the industrial sectors in Egypt, as it is considered one of the production component in many products.
- Increasing the price competitive advantage of the final products by replacing imports of bolts and nuts with local ones.

Enablers:

- Availability of raw materials locally; Such as iron, aluminum and copper wires
- Covering the demand from the local market
- Reducing Egypt's imports of bolts and nuts by deepening local manufacturing, as Egypt's imports of bolts and nuts were estimated at about 91 million USD for the year 2020.
- Increasing global demand for bolts and nuts, estimated at 23 billion USD for the year 2020.
- The global annual growth rate for bolts and nuts was 3% between 2016 and 2020.
- Bolts and Nuts Demand is expected to witness intense market competition, with the development of society and changing consumer demand, bolts and nuts industry will become more and more popular in the future.
- The global bolts and nuts market size is expected to reach an annual growth rate CAGR of 3.3% during the period 2021-2026.
- The global rivets market is expected to grow steadily at a CAGR of 2.2% in terms of value during the period 2018 - 2026 due to the increasing demand from various industries that include automotive, machinery and construction. Strong recovery in the automotive and construction sector is expected to sustain the growth in different developed countries. Moreover, the increasing demand for bolts and

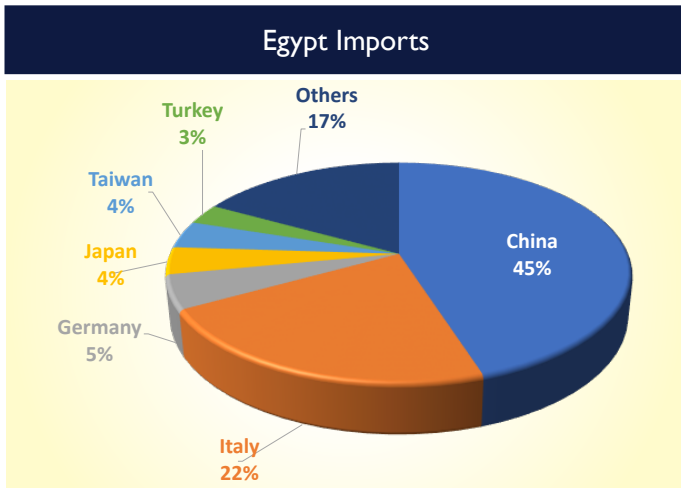


lightweight fasteners in the automotive industry and high-value titanium fasteners in the aerospace industry, is also expected to drive the market in the coming years.

•The increasing of local demand for household appliances , construction, new cities and bridges Which will lead to an increase in the demand for Screws, bolts, nuts.

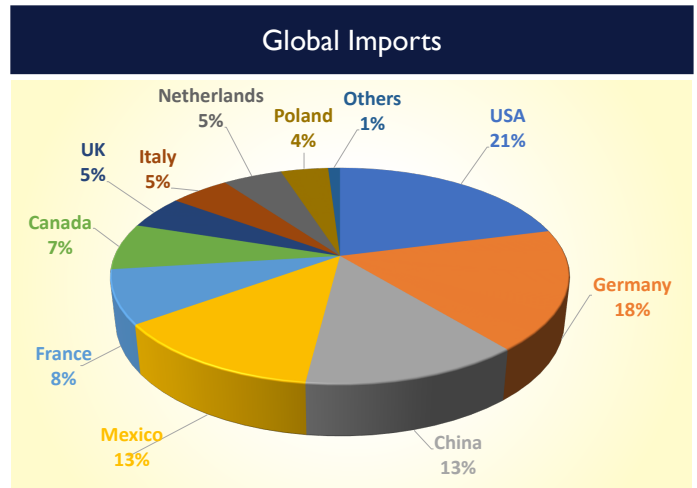
Egypt Imports:

Egypt imported Screws, bolts, nuts during 2020, with a value more than 91 Million USD, total importers of the product, and they are respectively (China - Italy - Germany - Japan - Taipei, Chinese - Turkey - USA - Spain - United Kingdom - India - Republic of Korea)



Global Imports:

Global imports of Screws, bolts, nuts reached during 2020 with a value of 23 Billion USD and they are respectively (USA - Germany - China - Mexico - France - Canada - United Kingdom - Italy - Netherlands - Poland - Thailand)



Market Opportunities

Regional Market:

- Bolts and nuts product is a production component for many industries such as the automobile industry, household appliances, electrical industries, furniture, and others.
- There is an industrial base for the manufacture of nails, but it does not meet the needs of the local market and does not manufacture bolts and nuts for connecting household appliances.
- There are local factories that manufacture wood nails, staples for upholstery and some screws, on the other hand the Military Factory 45 manufacture the railway fastening equipment.
- The home appliance industry has the greatest need for bolts and nuts, which is a main component in these products.

- The size of the Egyptian market for bolts and nuts is about 15,458 tons for the year 2020 however it was about 96,624 tons for the year 2019.
- Screws, bolts, nuts are consider required components for all fastening and installation processes in different products.

Potential Export Market:

- Middle East and Gulf Region
- Asian Countries
- African Countries
- Europe countries

Refernces:

grandviewresearch - trade map - 2021

“This investment opportunity should be further verified by a detailed feasibility study”

Investment Opportunity Fact Sheet

Seamless pipes

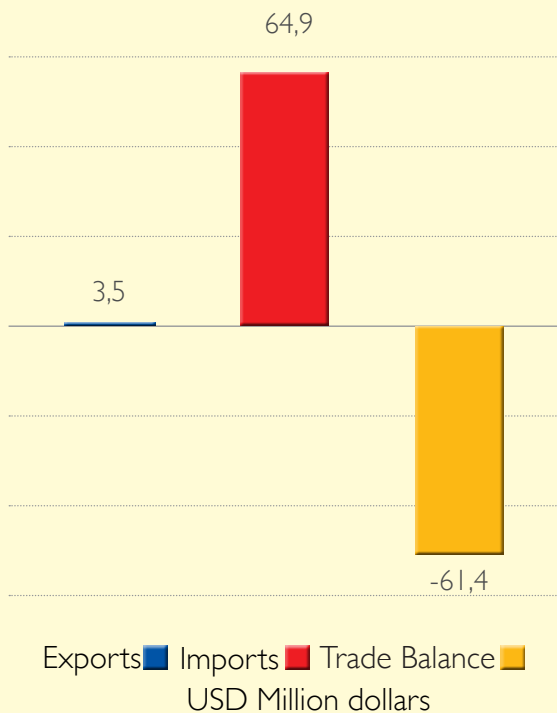
Objective:

- Bridge the huge gap in demand for Seamless pipes in the domestic market
- They are the main component in many industries and systems especially firefighting and extinguishing systems, natural gas supply systems, petroleum and gas transportation systems from the scout fields. Since seamless pipes are able to withstand high pressures, they are also widely used in high pressure applications.
- Creating export opportunities, especially for neighboring countries, to make it possible to market these pipes for more than one activity
- Complete the value-added chain for the projects in Egypt

Enablers:

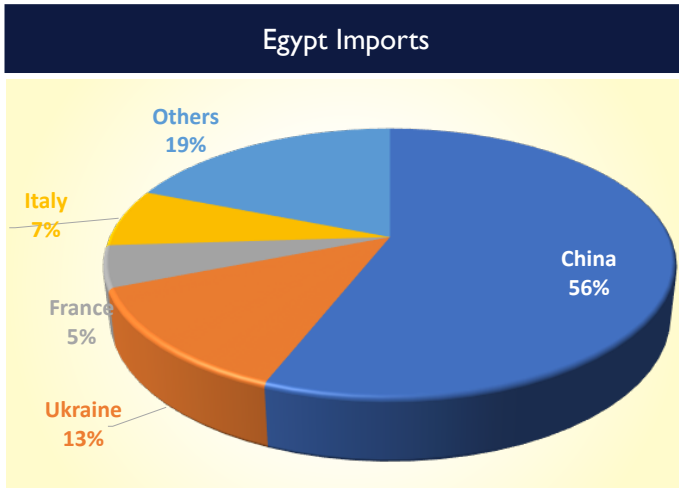
- Covering the demand from the local market
- Egypt's importation of seamless pipes and tubes
- By deepening local industrialization, as Egypt's imports amounted to about 65 million USD for the year 2020.
- The increasing global demand for seamless pipes and tubes, estimated at more than 9 billion USD for the year 2020.
- The seamless pipe market was estimated at 183.79 billion USD in 2017 and is expected to reach 237.11 billion USD by 2022, at a compound annual growth rate of 5.2% during the forecast period from 2017 to 2022.
- The market value has been shrinking by 1 billion USD as a result of the COVID-19 pandemic, the market is expected to recover and reach 230.3 billion USD by 2027 with a post-COVID-19 compound annual growth rate of 5.6% during the analysis period from 2020 to 2027.

Trade Balance



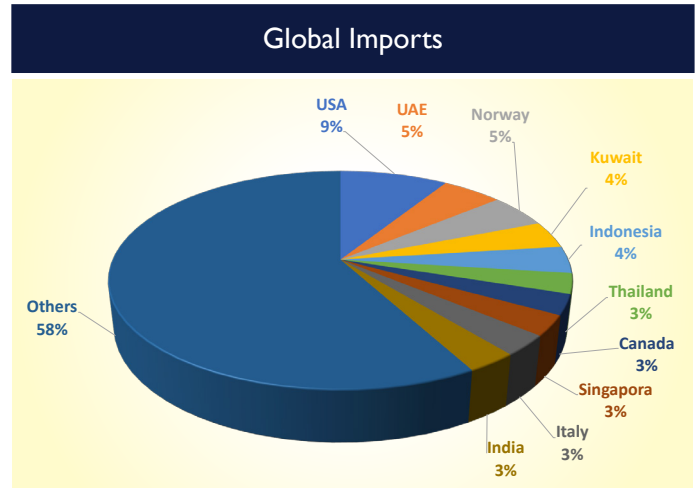
Egypt Imports:

Egypt imported Seamless pipes during 2020, with a value more than 65 Million USD, total importers of the product, and they are respectively (China - Ukraine - Russian Federation - Italy - Japan - India - France - Romania - Europe Othr. Nes - Saudi Arabia - Slovakia)



Global Imports:

Global imports of Seamless pipes reached during 2020 with a value of 9 Billion USD and they are respectively (USA - United Arab Emirate - Norway - Kuwait - Indonesia - Thailand - Canada-Singapore - Italy - India - Germany)



Market Opportunities

Regional Market:

- Till now there isn't a factory for the manufacture seamless pipes in Egypt
- The increase in demand for seamless pipes in Egypt coincided with the discoveries of gas fields and projects for transporting oil and laurel. Seamless pipes, which are seamless pipes, are multi-purpose, as they can be used in the delivery of cold and hot water because they bear high pressures and are also used in the connection of gas and petroleum lines, as well as Used in connections for firefighting.
- The presence of a large number of national projects for construction and new cities that need seamless pipes in central firefighting systems and central air conditioning systems
- Targeting the state to connect gas lines to all

residential units in new cities and also use them in infrastructure

- Different industries and projects need seamless pipes for use in steam systems, hydraulic systems, the automobile industry and the shipbuilding industry

Potential Export Market:

- Middle East and Gulf Region
- Asian Countries
- African Countries

References:

grandviewresearch - trade map - 2021

"This investment opportunity should be further verified by a detailed feasibility study"

Investment Opportunity Fact Sheet

Sections of iron

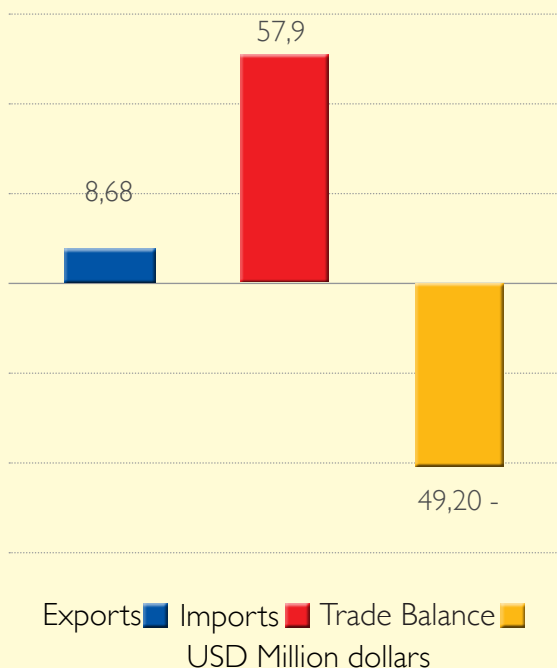
Objective:

- bridge the huge gap in demand for sections of iron in the domestic market
- Considered a component in many fields such as engineering structures, facilities, iron towers, manufacture of ships, buses and bridges
- Creating export opportunities, especially for neighboring countries, where those products can be marketed.

Enablers:

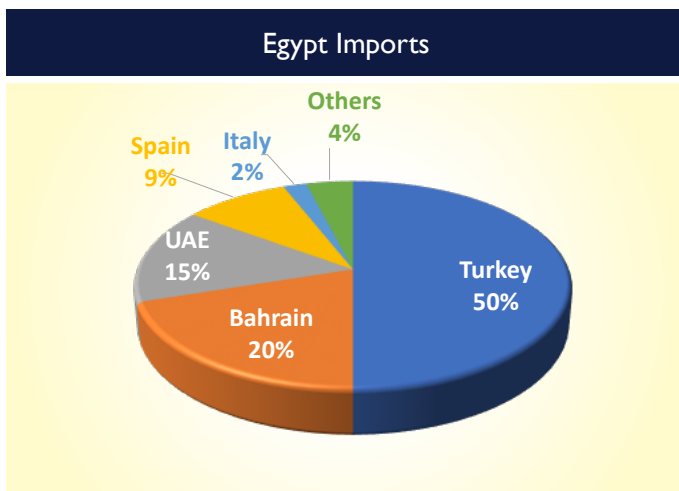
- Covering the demand from the local market
- Reducing of Egypt's import of sections of iron by deepening local manufacturing, as Egypt's imports of all kinds of tractors were estimated at about 58 million USD for the year 2020.
- The rate of world imports of sections of iron amounted to about 4.5 billion USD for the year 2020
- The global annual growth rate for sections of iron was 3% between 2016 and 2020.

Trade Balance



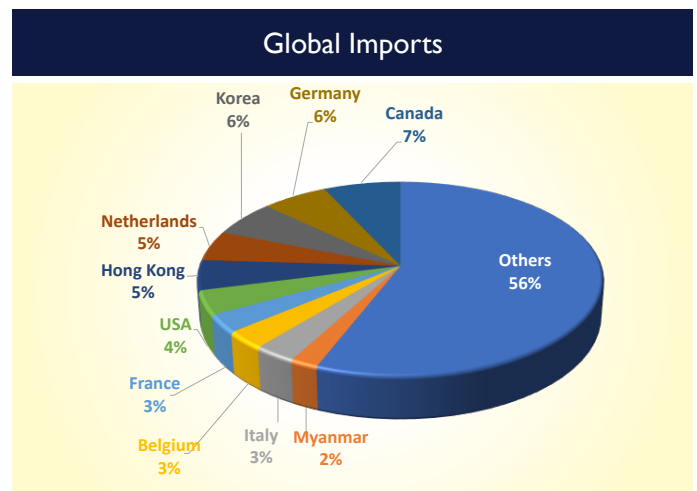
Egypt Imports Markets for the product:

- Egypt imported for the sections of iron during 2020, with a value 58 million USD, total importers of the product, and they are respectively (Turkey - Bahrain - United Arab Emirates - Spain - Italy - Germany)



Global Imports:

- Global imports of the sections of iron reached during 2020 with a value of 4.5 Billion USD and they are respectively (Canada - Germany - Republic of Korea - Netherlands - Hong Kong, China - USA - France - Belgium - Italy - Myanmar)



Market Opportunities

Local Market:

- There is an industrial base for the manufacture of steel angles and sections in Egypt, but it is not sufficient for local needs.
- Increasing demand for iron angles and sectors in Egypt due to the large number of national projects related to construction, mass transit lines, steel structures and bridges
- The state's strategy in geographical expansion and building new cities and a significant increase in the number of real estate development companies
- The manufacture of angles and iron sectors depends on the product of iron plates found in the local market, whether manufactured or commercial.
- There are opportunities for export, especially in neighboring countries (reconstruction).

Potential Export Market:

- Middle East
- Gulf region
- Asian Countries
- African Countries

References:

Trade Map Website 2021

“This investment opportunity should be further verified by a detailed feasibility study”



Investment Opportunity Fact Sheet

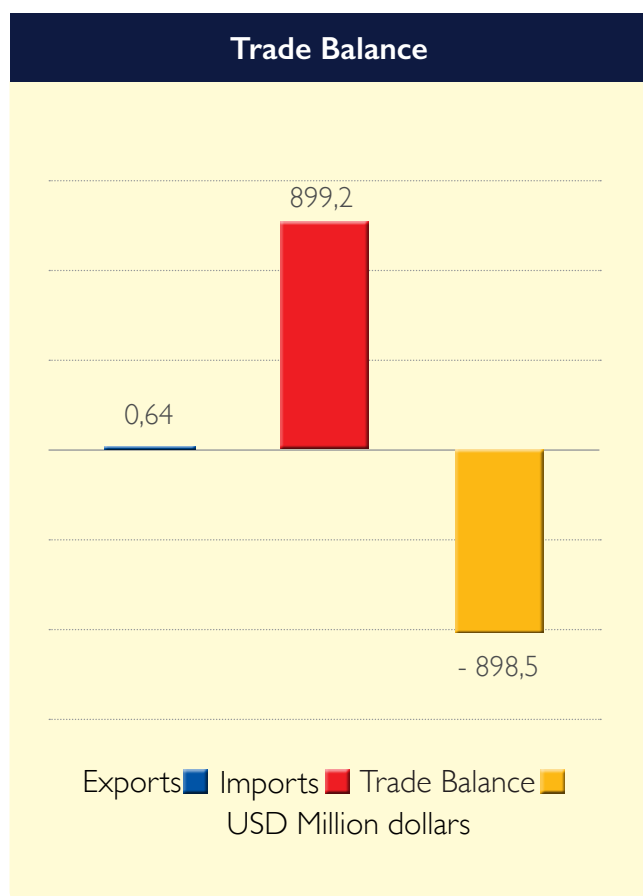
Cell Phones

Objective:

- Bridge the huge gap in demand for imports cell phones in domestic market.
- Availability to Complete of value-added chain needed for manufacturing cell phones and electronic devices industry in Egypt.
- Creating export opportunities by given an advantage edge for cell phones devices due to the reducing the cost of labors and logistics as well.

Enablers:

- Some raw materials are available locally, such as plastic polymers, aluminum and copper.
- Cover Local market demand, Egypt imported mobile phones which has reached more than 899 Million USD for year 2020 and has reached 1,579,635 Billion USD during 2019.
- Egypt imported more than 472 Million USD from mobile phones spare parts during 2020.
- Localize Egypt Imports from Cell phones with GPS features which has reached more than 395 Million USD for year 2020
- Localize Egypt Imports from Telephones for cellular networks “mobile telephones” which has reached more than 609 Million USD for year 2020.
- Localize Egypt imports from Cell Parts of telephone sets, telephones for cellular networks which has reaches more than 354 Million USD for year 2018
- Rising of the global demand for Telephones for cellular networks “mobile telephones” which reached more than 296 Billion USD for year 2018 .



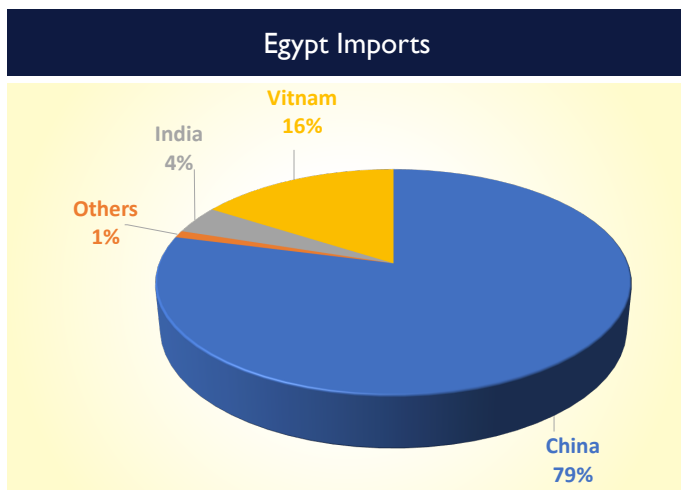
- Egypt exports from the cell phone reached 540,000 USD, Egypt exports to United Arab Emirates.
- Some raw materials are available locally, such as

plastic polymers, aluminum and copper.

- The annual growth in the value of mobile phones reached 28% between 2016 and 2020.

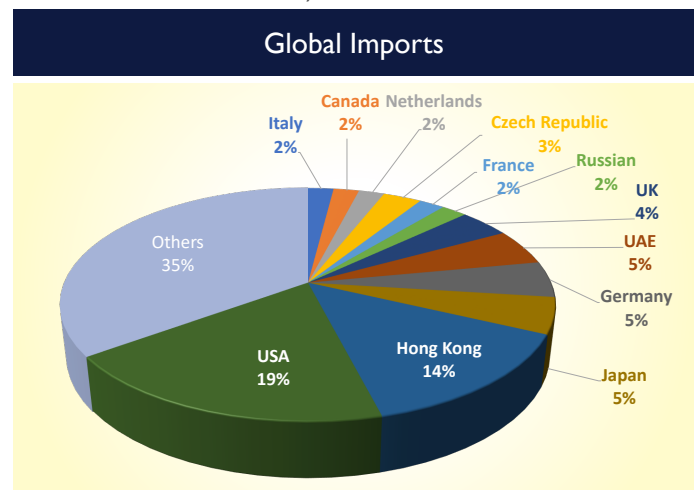
Egypt Imports:

Egypt imported Cell Phones during 2020, with a value more than 899 Million USD, total importers of the product, and they are respectively (China - Viet Nam - India- Republic of Korea - Hong Kong, China - United Arab Emirate - Finland - USA)



Global Imports:

Global imports of Cell Phones reached during 2020 with a value of 259 Billion USD and they are respectively (USA - Hong Kong, China - Japan - Germany - United Arab Emirate - United Kingdom - Czech Republic - France - Russian Federation – Netherlands - Canada)



Market Opportunities

Regional Market:

- The Egyptian market is considered one of the most important markets around the world due to its population density (100) million.
- There is only one company in Egypt that manufactures mobile phones, E- Sico which manufacture “Feature phone”>
- There are a number of companies manufacture the OEM system in Egypt
- Availability of a supplier base for industries feeding home appliances that conform to international standards
- Presence of global manufacturers in the local market such as Samsung, LG and others
- The number of smartphone users in Egypt reached 46.17 million users in 2020, and the number is expected to reach about 51.6 million users by the end of 2021 and by 2025, and the number of smartphone users is expected to reach 68.66 million.

- Over the forecast period, the mobile phones category is expected to expand and volume sales to increase. Mobile phones are considered essential items among every family in Egypt even if they are poor, which is reflected in the very high penetration rate in the country.
- In the smartphones category, the biggest brand remains Samsung. However, Samsung’s volume share declined over the review period owing to competition; also there are some famous brands such as iPhone, Oppo.
- Samsung is struggling against the Chinese Giant Huawei, Oppo’s marketing campaigns are boosting sales and Xiaomi is on the rise.

Potential Export Market:

- Middle East and Gulf Region
- Asian Countries
- African Countries

References:

Trade Map Website - Sugar Cane Trash to Pulp and Paper Techno-Economic Study- Unido - Agricultural Residues to Pulp and Paper Techno-Economic Study February 2017 - Central Agency for Public Mobilization and Statistics (CAPMAS) - “Investment Opportunity: Agricultural Wastes Recycling,” in Egypt Economic Development Conference ECARU - CEO of Uniboard Factory “This investment opportunity should be further verified by a detailed feasibility study”

Investment Opportunity Fact Sheet

Taps and mixers for domestic

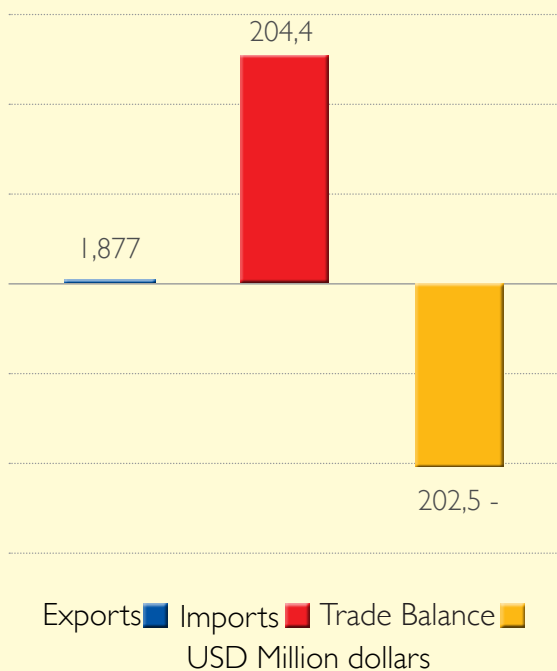
Objective:

- Bridge the huge gap in demand for domestic taps and mixers in the local market.
- Enriching the sanitary ware sector by adding new products to the list manufactured in Egypt.
- Creating export opportunities, especially for neighboring countries, where those products can be marketed.

Enablers:

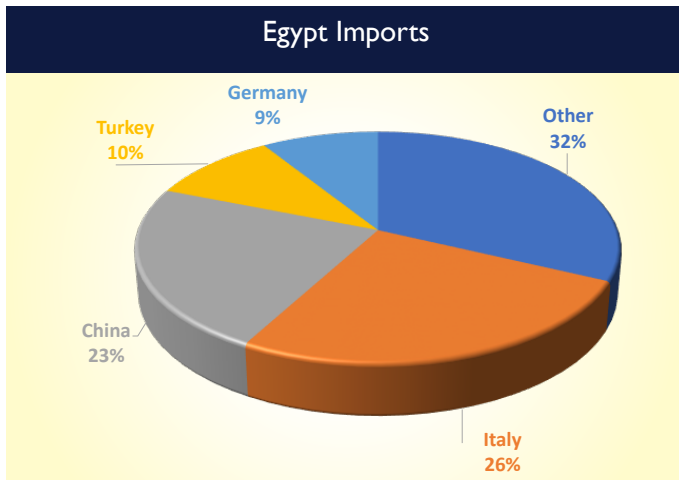
- Covering the demand from the local market
- Availability of raw materials and components conforming to international standards in the local market
- Reducing of Egypt's import of domestic taps and mixers by deepening local manufacturing, as Egypt's imports of domestic taps and mixers were estimated about 204 million USD for the year 2020.
- The rate of world imports of domestic taps and mixers about 51 billion USD for the year 2020
- There is a fluctuation in the domestic annual growth rate of domestic taps and mixers between 2016 and 2020.
- The global annual growth rate of domestic taps and mixers was 2% between 2016 and 2020.
- The global sanitary ware market is expected to grow at a CAGR of 5.28% during the forecast period to reach 42.981 billion USD in market size in 2025 from 31.565 billion USD in 2019.

Trade Balance



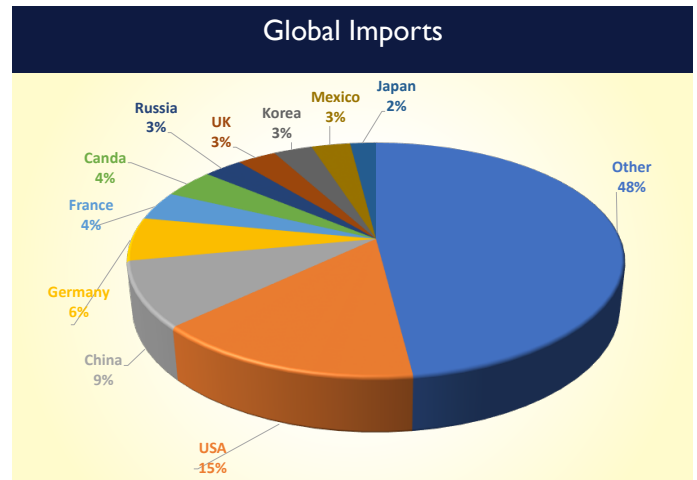
Egypt Imports :

- Egypt imported Taps and mixers during 2020, with a value more than 204 Million USD, total importers of the product, and they are respectively (Italy - China - Turkey - Germany - USA - Spain - United Arab Emirates - United Kingdom - France - India)



Global Imports:

- Global imports of Taps and mixers reached during 2020 with a value of 51 Billion USD and they are respectively (USA - China - Germany - France - Canada- Russian Federation - United Kingdom - Republic of Korea, - Mexico - Japan)



Market Opportunities

Local Market:

- Egypt's population is about 100 million, Egypt has one of the largest economies in Africa. The country acts as a bridge between Africa and other parts of the world, particularly the Middle East, making it a major player in the MENA markets.
- The state's strategy for geographic expansion, building new cities, a significant increase in the number of real estate development companies, and a decent life initiative.
- Egypt seeks to increase the rate of building housing units, during the coming period, to reach half a million units annually, and the state ended in 2018 with the establishment of 326,000 housing units with investments amounting to 106.9 billion pounds, an increase of 2.9 percent over what was established in 2017, which is 317.2 thousand A unit with investments amounting to 91.8 billion pounds.


Potential Export Market:

- Middle East
- Asian Countries
- African Countries
- Gulf Region

References:

Trade Map Website 2021 – reportlinker

“This investment opportunity should be further verified by a detailed feasibility study”



Investment Opportunity Fact Sheet

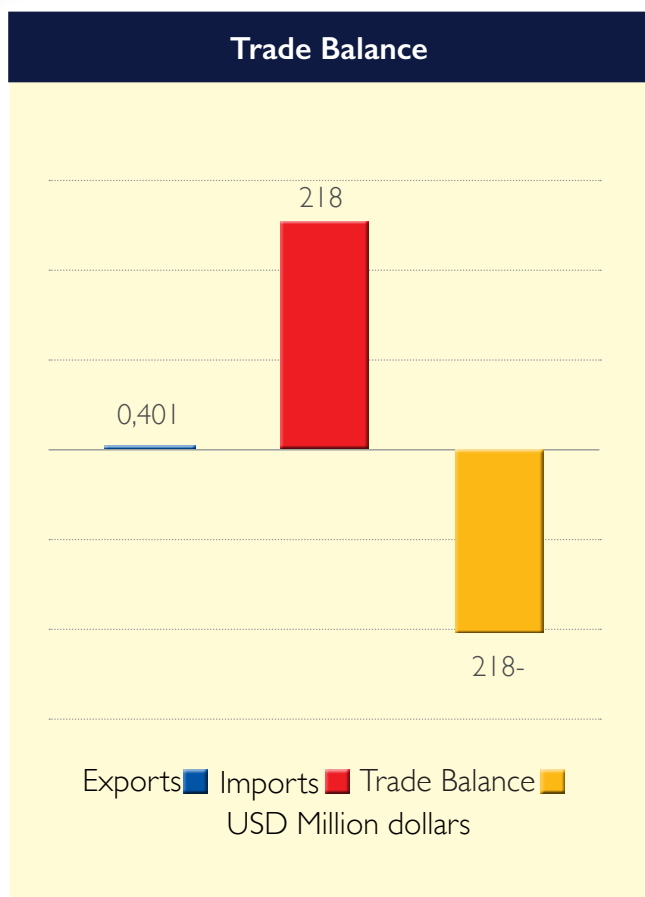
Pumps

Objective:

- for pumps in the domestic market.
- To meet the demand for these devices that are used in projects and contracting sectors Water supply, sewage and industrial deranging , Pumping systems, new irrigation systems , buildings, Infrastructure projects and constructions in Egypt.
- Creating export opportunities, especially for neighboring countries, where those products can be marketed.
- Complete the value-added chain for the Projects and Contracting Sector

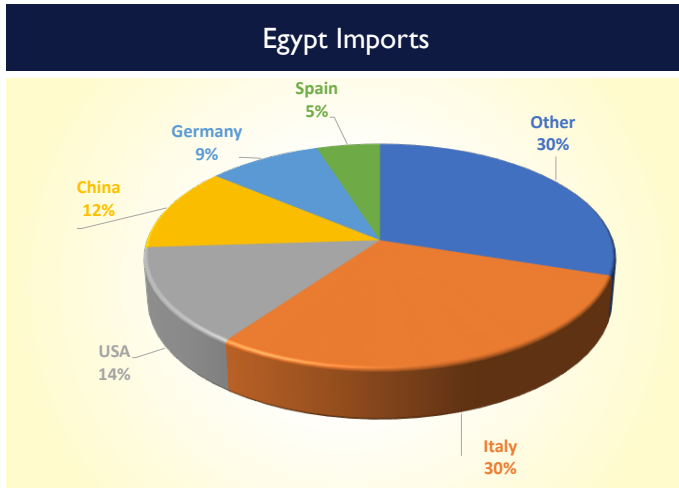
Enablers:

- Covering the demand from the local market
- Reduce Egypt's imports of pumps by deepening local manufacturing, as Egypt's imports of liquid pumps were estimated at about 218 million USD for the year 2020.
- The increasing global demand for fluid pumps, estimated at more than 18 billion USD for the year 2020.
- The liquid pumps manufacturing project is an integrative project that covers many industries.
- The global industrial pumps market (all types) amounted to about 60.21 billion USD in 2020 and is expected to expand at a compound annual growth rate (CAGR) of 3.9% from 2021 to 2028, The increasing adoption of industrial pumps in various industries, including Water & Wastewater, Chemicals, Oil & Gas and Power Generation, is expected to have a positive impact on market growth.
- Industrial pumps are manufactured in many sizes, shapes, and capacities. It is also widely used in the energy industry in various processes, including recycling, boiler feeding, and waste processing.
- The growth of the chemical industry is expected to have a positive impact on the demand for products during the forecast period.



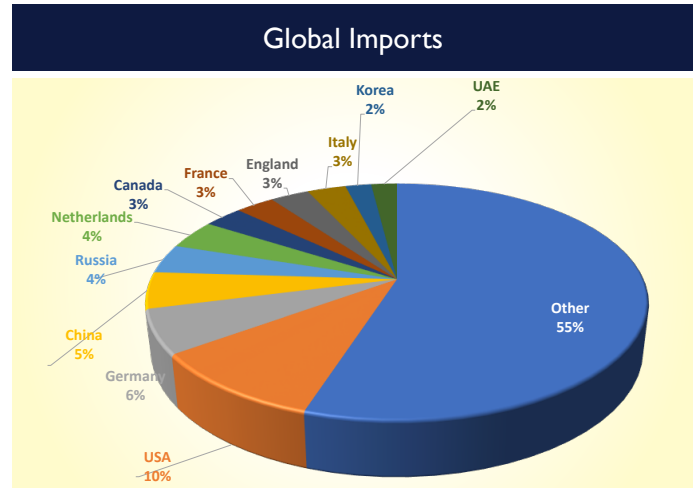
Egypt Imports:

Egypt imported Pumps during 2020, with a value more than 218 Million USD, total importers of the product, and they are respectively (Italy - USA - China - Germany - Spain - Turkey - Sweden United Arab Emirates - Czech Republic - United Kingdom - Hungary)



Global Imports:

Global imports of pumps reached during 2020 with a value of 18 Billion USD and they are respectively (USA - Germany - China - Russian Federation - Netherlands - Canada - France - United Kingdom - Italy - Republic of Korea - United Arab Emirates)



Market Opportunities

Regional Market:

- A pump is a piece of mechanical equipment which moves the liquid from level to high level or moves fluid from the low-pressure area to high-pressure area. It can also be a booster in a piping network system. Moreover, it converts merely transfer liquid from source to destination and circulate fluid around a system
- Due to the expansion of national projects related to irrigation and infrastructure, it is expected that the demand for liquid pumps will increase in the next three years
- Question pumps are used in many industries, so they have a promising market.
- National projects, especially a decent life and modern irrigation.

- Expansion of land reclamation, especially the 1.5 million acres project, the New Delta project, the reconstruction of Sinai, and the increase of the agricultural area.
- Increasing demand for pumps will strengthen the industries feeding them, especially electric motors and shafts.
- These products needed for water supply, sewage and industrial deranging , Pumping systems, new irrigation systems , buildings, Infrastructure projects and constructions in Egypt.

Potential Export Market:

- Middle East and Gulf Region
- Asian Countries
- African Countries

Refernces:

grandviewresearch - trade map - 2021

“This investment opportunity should be further verified by a detailed feasibility study”

Investment Opportunity Fact Sheet

Compressors

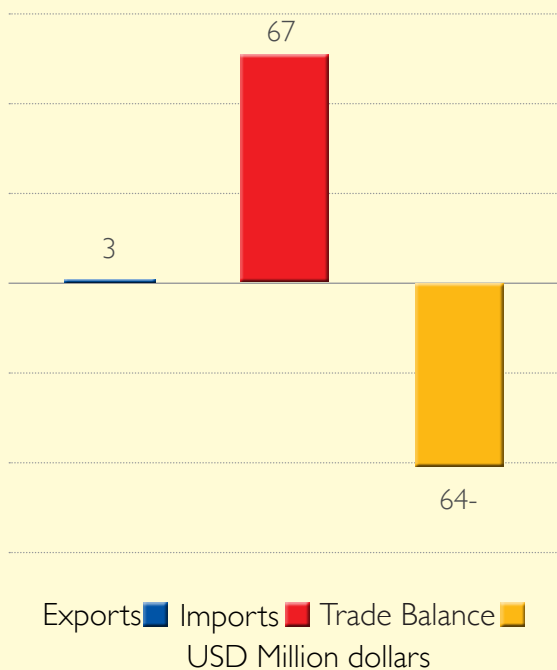
Objective:

- Bridge the huge gap in demand for compressors in the domestic market as these products are needed for Air conditioning and Refrigerators devices as well.
- Complete the value-added chain for the white goods industry in Egypt
- Creating export opportunities by given the final products “Refrigerators / Air conditioning) devices a competitive edge in price by replacing the imported compressors with local ones.

Enablers:

- Availability of some raw materials locally; such as aluminum and copper
- Covering the demand from the local market
- Rationalizing Egypt’s imports of compressors by deepening local manufacturing, as Egypt’s imports of compressors were estimated at about 67 million USD for the year 2020.
- The increasing global demand for compressors, estimated at more than 12.5 billion USD for the year 2020.
- Refrigeration compressors market was valued at 15.61 billion USD in 2018 and 16 billion USD in 2020 and is expected to reach 22.67 billion USD by 2026, at a CAGR of 4.8% from 2019 to 2026.
- The refrigeration compressor market is expected to witness a large-scale growth due to the widespread use of cold rooms, refrigerators and air conditioners, in addition to climatic changes that have led to an increase in awareness about air pollutants ,These are the main factors in shifting consumer attitudes towards high quality ventilation, and consequently increasing demand for the product.
- The refrigeration compressor industry is highly fragmented, with most manufacturers concentrated

Trade Balance



in the Asia Pacific region and Europe. For the sales market, China's production accounted for more than 54.50% of the total production for the global refrigeration compressor market in 2016. GMCC is the world's leading manufacturer in the global refrigeration compressor market with a market share of 15.64%, in terms of sales revenue, followed

Egypt Imports:

Egypt imported Compressors during 2020, with a value more than 67 Million USD, total importers of the product, and they are respectively (China - Germany - Slovakia - Thailand - Spain - France - Belgium - Czech Republic - Austria - USA - Italy)



Market Opportunities

Regional Market:

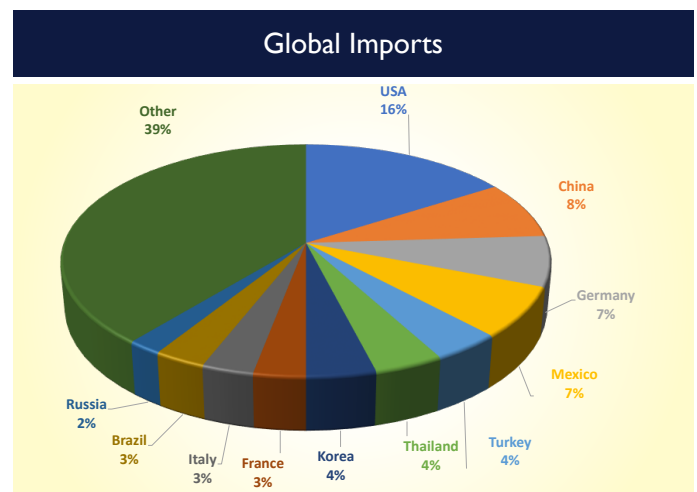
- The total number of cooling devices manufactured in Egypt is about 5 million units they supposed to be refrigerators, deep freezers, air conditioners and dispensers.
- The compressor units used in refrigeration devices vary among themselves; They are divided into the rotary compressor used in air conditioning, the reciprocating compressor used in refrigerators and coolers, and the rotary compressors for some other products.
- The size of the Egyptian market for reciprocating compressors used in refrigerators, freezers and water coolers is about 1,938,517 units by 2016 and about 1,409,900 units by 2017, as the average size of the Egyptian market ranges between 1,200,000 to 1,300,000 household refrigerators for the year 2018.
- The size of the Egyptian market for rotary compressors used in air conditioning devices is about 981,464 by

by Landa, Hailey, Embraco and Panasonic.

- The global household refrigerators and freezers market was valued at 81.90 billion USD in 2020 and is expected to register a compound annual growth rate (CAGR) of 4.8% from 2021 to 2028.
- The compressors project is a complementary project for home appliances industry in Egypt.

Global Imports:

Global imports of Compressors reached during 2020 with a value of 12.5 Billion USD and they are respectively (USA - China - Germany - Mexico - Turkey -Thailand - Republic of Korea - France - Italy - Brazil - Russian Federation)



- 2016 and by 2017, it reached 2,129,700 units.
- It is expected that there will be a growth of cooling devices by 3% between 2017 to 2022.
- The high demand for Egyptian products to be supplied in initiatives such as a decent life, long live Egypt and others, as Egyptian products have the priority in such Initiatives.
- Increasing exports, whether direct exports of compressors, and indirect exports as final products such as refrigerators, coolers and freezers.
- Annual Growth in imported compressors value between 2018-2019 is 7 % however Growth in imported compressors value between 2017-2018 was 2%

Potential Export Market:

- Middle East and Gulf Region - Asian Countries - African Countries

References:

Trade Map Website 2021 - - verifiedmarketresearch - GFK Report 2017- Euro monitor International 2018- ReportBuyer Ltd grandviewresearch - IMS Report 2020- Chamber of Engineering Industries (White goods section)- marketwatch-

“This investment opportunity should be further verified by a detailed feasibility study”



Investment Opportunity Fact Sheet

Parts and accessories of bodies for tractors

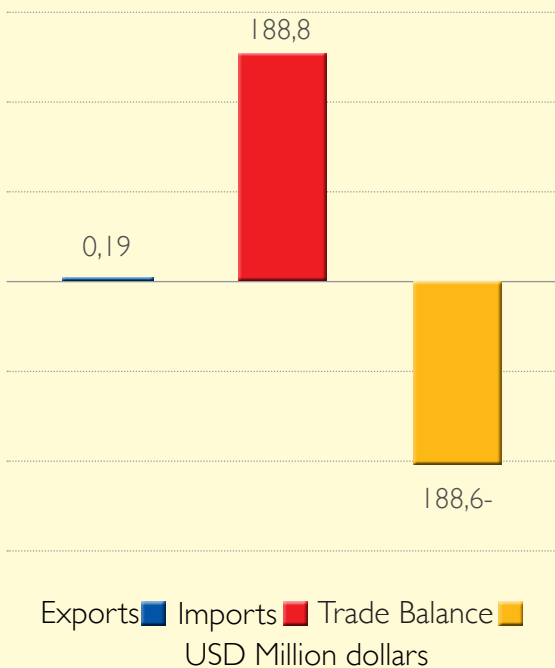
Objective:

- Bridge the huge gap in demand for parts and accessories of bodies for tractors, motor vehicles for the transport of goods, buses, etc, in the domestic market.
- Enriching the value chain and spare parts for the tractors, motor vehicles for the transport of goods and buses manufacturing in Egypt by adding new products to the list manufactured in Egypt.
- Creating export opportunities by giving the final products (tractors and transport vehicles) a competitive price advantage by replacing imported parts and components of tractors and transport vehicles with local components.

Enablers:

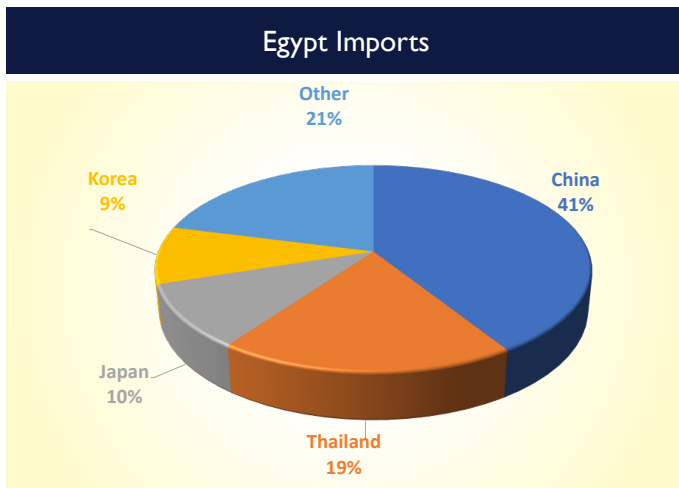
- Covering the demand from the local market
- Availability of raw materials and components conforming to international standards in the local market
- Reducing of Egypt's import of parts and accessories of bodies for tractors, motor vehicles by deepening local manufacturing, as Egypt's imports from these parts s about 188 million USD for the year 2020.
- The rate of world imports of parts and accessories of bodies for tractors, motor vehicles amounted to about 67 billion USD for the year 2020
- There is a fluctuation in the global annual rate of parts and components of tractors and transport vehicles between 2016 and 2020.
- Agricultural tractors sales are expected to grow in large-scale, due to the state's strategy to increase agricultural land.

Trade Balance



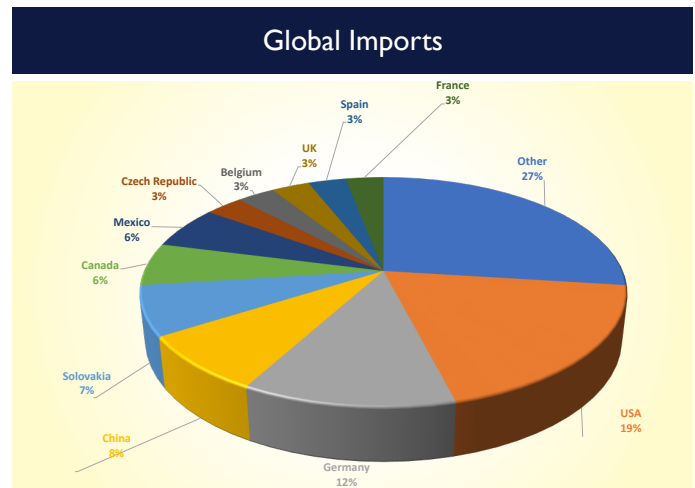
Egypt Imports Markets for the product:

- Egypt imported parts and accessories of bodies for tractors, motor vehicles during 2020, with a value more than 280 Million USD, total importers of the product, and they are respectively (China - Thailand - Japan - Republic of Korea, -India - USA - Russian Federation - Germany - United Arab Emirates - Netherlands - Australia)



Global Imports:

- Global imports of parts and accessories of bodies for tractors, motor vehicles reached during 2020 with a value of 67 Billion USD and they are respectively (USA - Germany - China - Slovakia - Canada - Mexico - Czech Republic - Belgium - United Kingdom - France - Russian Federation)



Market Opportunities

Local Market:

- The total number of transport vehicles for goods in Egypt reached about 25,459 units by the end of June of 2021
- An increase in sales of the transport vehicle sector by 62.3% compared to sales in June 2021 with sales in June 2020.
- The segments of transport vehicles available in the Egyptian market vary from pickup/van, light trucks, light medium trucks, medium trucks and heavy trucks.
- Truck segment increased 63.7%, mainly due to the pickup segment increasing by 51.8%, light truck segment increasing by 83% and medium and light truck segment increasing by more than 65% from 2020 figures
- The Egyptian market size for imported tractors in 2020 amounted to 44,414 units, compared to a relative increase of 13% between 2016 and 2020.

- There is no industrial base for the manufacture of agricultural tractors in the local market.
- Expanding the establishment of new cities, which will require an increase in the services of the transportation sector.
- Expansion of agriculture and land reclamation, especially one and a half million acres, decent life initiatives and modern irrigation.
- Some types of transport vehicle for goods are manufactured in Egypt by the MOMP .

Potential Export Market:

- Middle East
- Gulf Region
- Asian Countries
- African Countries

References:

Trade Map Website 2021

“This investment opportunity should be further verified by a detailed feasibility study”



Investment Opportunity Fact Sheet

Tractors

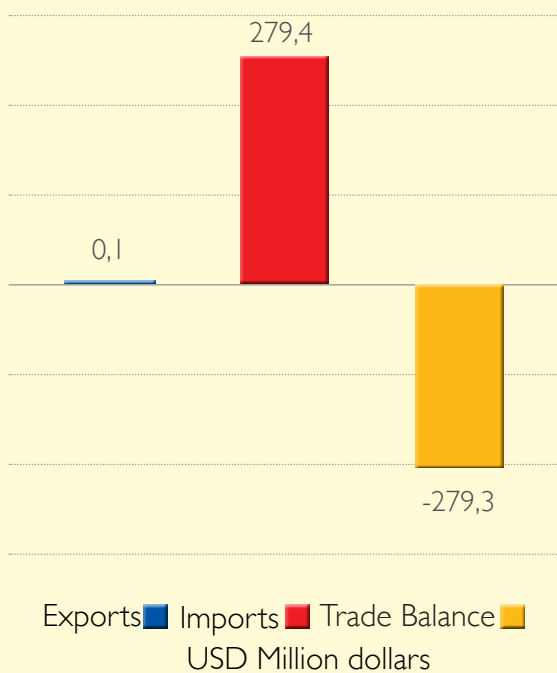
Objective:

- Bridge the huge gap in demand for tractors in the domestic market in the local market for the demand for all kinds of tractors.
- To meet the demand for this equipment that is used in agriculture and land reclamation in Egypt, as well as national projects and new cities.
- Creating export opportunities, especially for neighboring countries, where those products can be marketed.

Enablers:

- Covering the demand from the local market
- Availability of raw materials and components conforming to international standards in the local market
- There is a cooperation protocol between the “Helwan Diesel Engines” company, a subsidiary of the National Authority for Military Production, and the Belarusian “Minsk Motors” company to localize the diesel engine industry.
- Reducing of Egypt’s import of traction tractors by deepening local manufacturing, as Egypt’s imports of all kinds of tractors were estimated at about 280 million USD for the year 2020.
- The rate of world imports of tractors amounted to about 43 billion USD for the year 2020
- The tractor market was valued at 66.5 billion USD in 2020, and is expected to reach 87.45 billion US dollars by 2026, at a compound annual growth rate of 4.68%, during the forecast period, 2021-2026. The market has been negatively affected by COVID-19 with sales of tractors dropping worldwide due to the lockdown. For example, Mahindra and Mahindra, a leading tractor manufacturer, reported an estimated loss of 30,000 tractors in sales from April to June 2020 as a result of shutdowns and other restrictions. This number has reached

Trade Balance



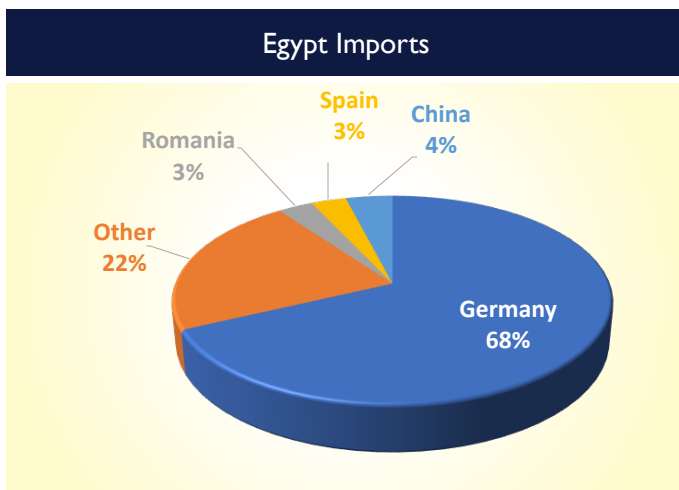
253,000 units sold by December 2020 due to the increasing demand for food production and the impact on agriculture directly.

- **The tractor** industry is completely dependent on the agricultural industry and factors such as the economy, adverse weather, agricultural input costs and severely low commodity prices have been affected by the COVID-19 virus which has directly affected the tractor industry.

- In 2020, the global agricultural tractor market reported sales of up to 2 million units
- The local annual growth rate on tractors reached 36% between 2018 and 2019.
- Exploiting the available export markets for tractor accessories products from agricultural machinery
- Types of tractors
- Mini tractors (Moto Kiltor) - road tractors for semi-trailers - track tractors - farm tractors.

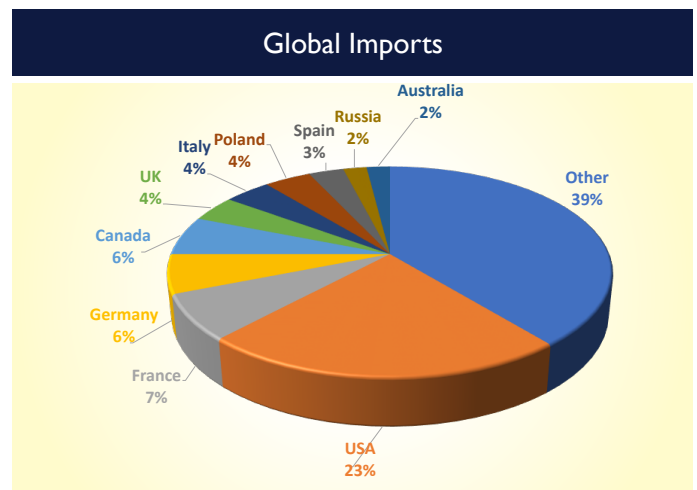
Egypt Imports:

Egypt imported tractors during 2020, with a value more than 280 Million USD, total importers of the product, and they are respectively (Germany - China - Spain - Romania - Russian Federation - Belarus - France - Italy - Japan - United Kingdom - Greece)



Global Imports:

Global imports of tractors reached during 2020 with a value of 43 Billion USD and they are respectively (USA - France - Germany - Canada - United Kingdom - Italy - Poland - Spain - Russian Federation - Australia - Belgium)



Market Opportunities

Regional Market:

- Expansion of national projects, the modern irrigation project, canals lining, a decent life project, as well as new cities and the administrative capital
- The state's strategy for geographical expansion and building new cities, which leads to an increase in the base of facilities and a significant increase in the number of real estate development companies and their need for these products
- There is an industrial base in Egypt for some components of tractors, as well as the possibility of exploiting existing industrial edifices such as military production factories and the Arab Organization for Industrialization.

- Availability of the supplier base for the automobile feeding industries and means of transportation that conform to international standards in Egypt
- Expansion of projects to increase the agricultural area and reclamation of land, and the project of one and a half million acres.
- Exploiting the existence of an industrial base for tractor accessories manufacturing companies and completing the agricultural machinery system in Egypt.

Potential Export Market:

- Middle East and Gulf Region
- Asian Countries
- African Countries

References:

Tmordorintelligence 2021- trade map - factmr- mobilityforesights

"This investment opportunity should be further verified by a detailed feasibility study"



Investment Opportunity Fact Sheet

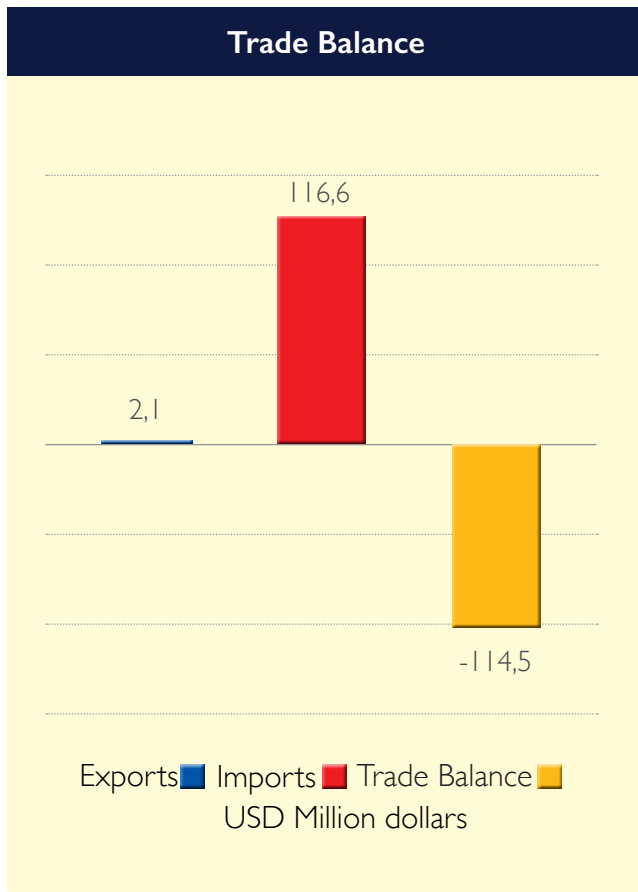
Electric Motors and Engines

Objective:

- Bridge the huge gap in demand for Industrial electric motors in the domestic market for industrial activities such as machines, conveyers, fans, appliances and pumps.
- Complete of value-added chain for the Egyptian industries.
- Creating export opportunities by export the finished products such as (machines, equipment and devices) and give a competitive advantage in price by replacing imported engines with local manufactures ones.
- This project is complementary to Engineering industry in Egypt

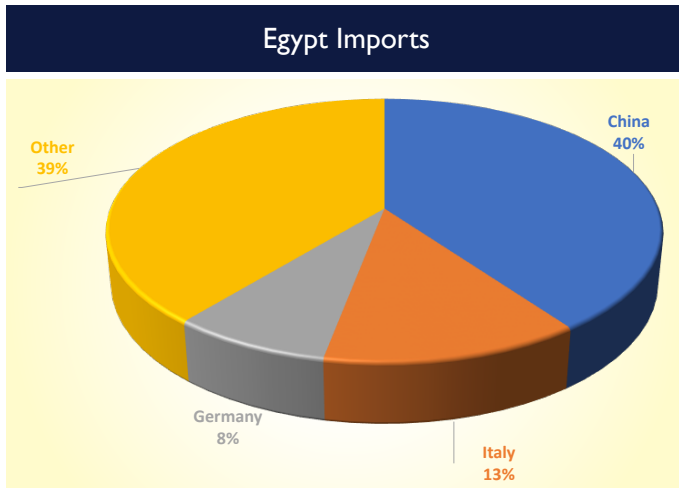
Enablers:

- Some raw materials are available locally such as aluminum, copper, copper wire, aluminum wire, and cast iron, and other materials are imported
- Increasing domestic demand for domestic imports into Egypt of industrial electric motors, which amounted to more than 116 million USD for the year 2020
- The increase in global demand for electric motors, which reached more than 30 billion USD for the year 2020.
- Increasing demand for energy utilities and increasing the growth of commercial and residential infrastructure and its requirements elements.
- The electric motors market is expected to grow from 113.3 billion USD in 2020 to 169.1 billion USD by 2026, at a compound annual growth rate of 6.9% during the forecast period. The increase in the global consumption of electricity, the use of electrical equipment and machinery in various industries and the renewable energy sector are some of the major factors driving the growth of the electric motors market.



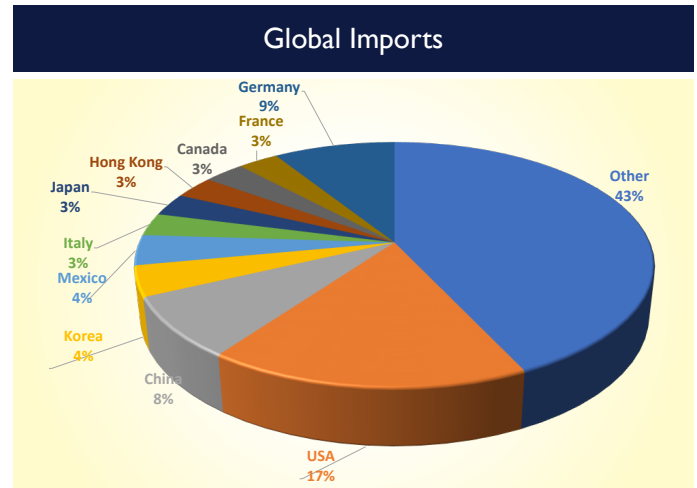
Egypt Imports:

Egypt imported Electric motors during 2020, with a value more than 116 Million USD, total importers of the product, and they are respectively (China - Italy - Germany - Turkey - Viet Nam - Finland - Czech Republic - USA - Brazil - France - India)



Global Imports:

Global imports of Electric motors reached during 2020 with a value of 30 Billion USD and they are respectively (USA - Germany - China - Republic of Korea - Mexico - Italy - Japan - Hong Kong, China- Canada - France - Czech Republic)



Market Opportunities

Regional Market:

- The increase in industrial activities, especially that Egypt's tendency is to adopt local manufacturing and replace imported components and equipment with locally manufactured ones.
- The size of the Egyptian market is huge of manufacturers of machinery, equipment, household appliances and industrial fans (international companies - local companies)
- The driving factors produce the market, including the growth in the use of motorized machines in many major industries, the increase of home appliances powered by motors, the continued growth of the agricultural sector, and the transition to energy-saving motors.
- The Ministry of Industry issued a law in 2020 obligating manufacturers to use high-efficiency industrial engines IE3 and IE4, which will lead to an increase in demand for high-efficiency motors to comply with the law
- Completing value-added chains for some industries, such as pumps and industrial fans, which increases the proportion of the local component of these products.

- The state's strategy for geographical expansion and building new cities and the significant increase in the number of real estate development companies and the initiative of a decent life, irrigation and modernity, where motors are an integral component of many products.
- Due to the Increase in industrial activities and especially that Egypt's tendency is to adopt local manufacturing and replace imported components and equipment with others manufactured locally.

Potential Export Market:

- Middle East and Gulf Region
- Asian Countries
- African Countries

References:

marketsandmarket 2021 - -trade map

"This investment opportunity should be further verified by a detailed feasibility study"

Investment Opportunity Fact Sheet

Solar Cells “photovoltaic cells, PV”

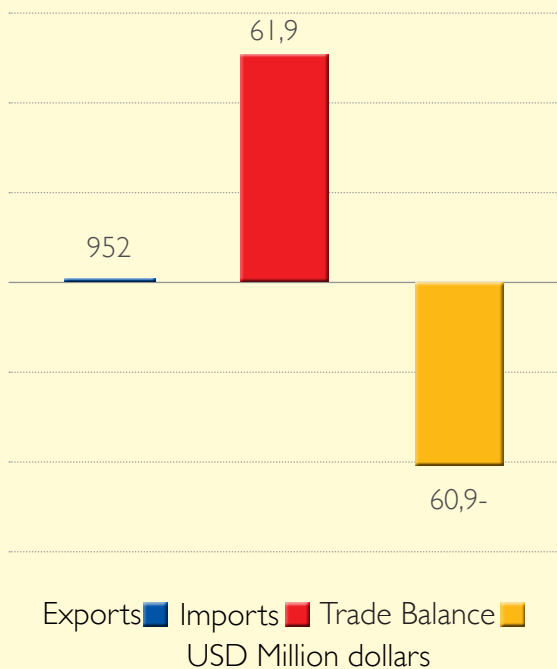
Objective:

- Bridge the huge gap in demand for imports Solar cells domestic market.
- Availability to Complete value-added chain needed for assembly Solar cells panels in Egypt.
- Creating export opportunities by giving the final products a competitive price advantage by replacing imported solar cells with locals ones.
- Solar cells is consider the main component in the panel assembly industry, which represents about 60% of the solar panel

Enablers:

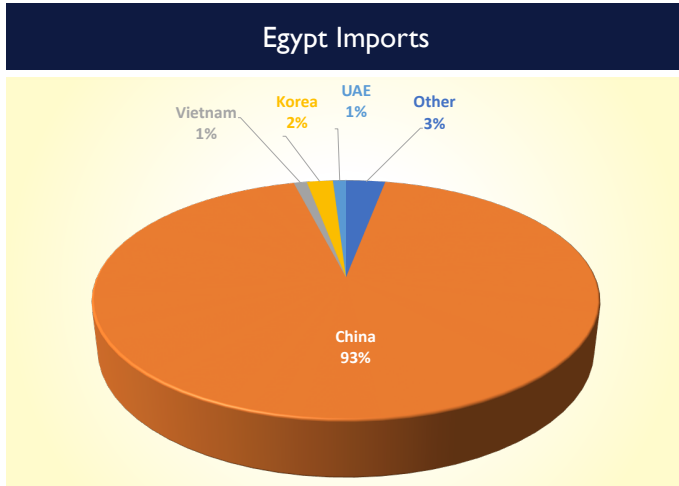
- Covering the demand from the local market
- Reduce Egypt’s imports of solar cells by deepening local manufacturing, as Egypt’s imports amounted to about 61 million USD for the year 2020.
- The increasing global demand for solar energy cells, estimated at more than 59 billion USD for the year 2020.
- The global annual rate of solar cells was 3% between 2019 and 2020.
- The global solar energy market size and share is expected to reach 200 billion USD by 2026, the global solar energy market in 2019 amounted to about 50 billion USD and the market is expected to rise at a CAGR of 20% and is expected to exceed 200 billion USD by 2026.
- The global cell market is expected to reach USD 136.5 billion USD by 2027 driven by a 6.5% CAGR after COVID-19 during 2020-2027

Trade Balance



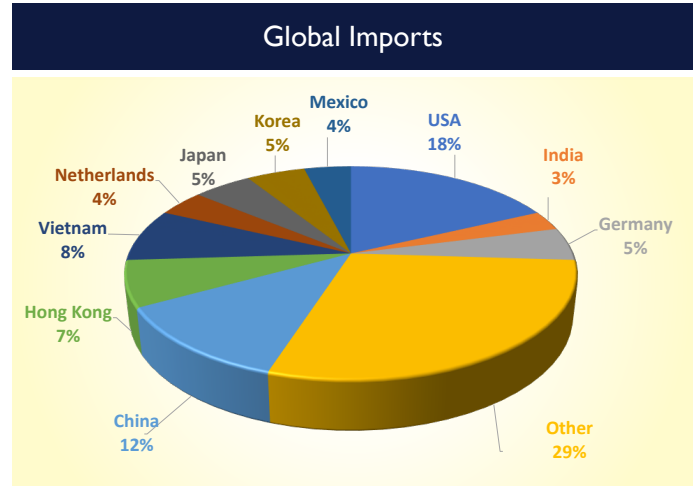
Egypt Imports:

Egypt imported solar cells during 2020, with a value more than 61 Million USD, total importers of the product, and they are respectively (China - Republic of Korea - United Arab Emirates - Viet Nam - Taipei, Chinese - Turkey - France - Germany - Italy - Malaysia - Tunisia)



Global Imports:

Global imports of solar cells reached during 2020 with a value of 59 Billion USD and they are respectively (USA - China - Viet Nam - Hong Kong, China - Japan - Germany - Republic of Korea - Netherlands - India - Mexico - Australia)



Market Opportunities

Regional Market:

- Till now there isn't a factory manufacture solar cells in Egypt.
- Egypt imports solar energy cells from the countries of the world, led by China, where the rate of imports for this item represents more than 90% of the total imports.
- Egypt is committed to spreading renewable energy technologies on a large scale, including about 0.9 Gig watts of solar energy, through the state's strategy for diversifying energy sources, which aims to reach 20% of the total installed capacity in 2022 from renewable energies.
- Egypt signed in 2016 the "Paris Climate Agreement" among 194 other countries that signed the agreement to pledge the same agreement to seek

to reduce greenhouse gas emissions, while taking specific measures to reduce energy consumption and invest in alternative energies

- There are 256 companies working in the field of solar cell systems in design, installation, operation and maintenance

Potential Export Market:

- Middle East and Gulf Region
- Asian Countries
- African Countries

References:

Trade Map Website 2021 - globe newswire December 2020 - International Renewable Energy Agency Report - businesswire February 2020
 "This investment opportunity should be further verified by a detailed feasibility study"

Investment Opportunity Fact Sheet

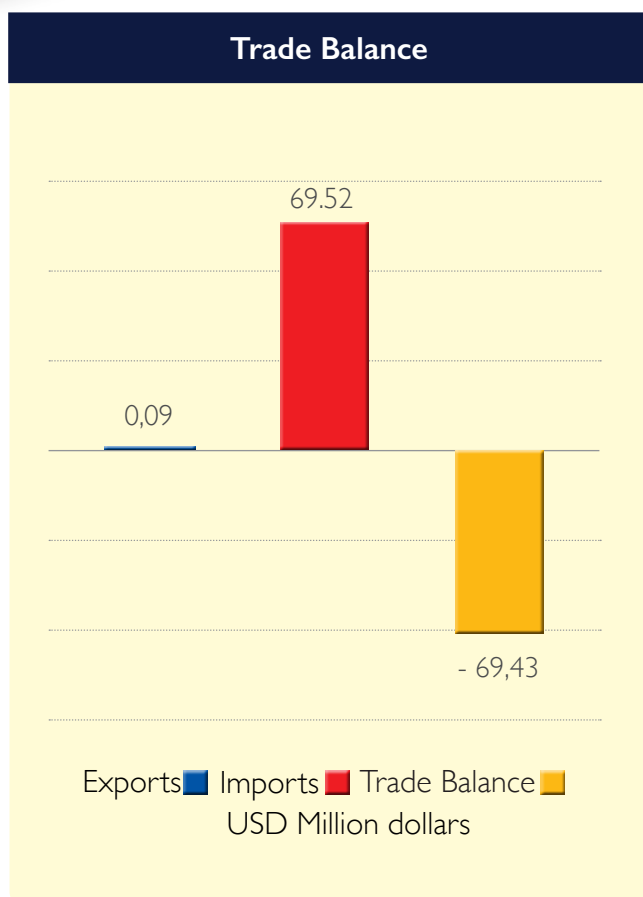
Chillers

Objective:

- Bridge the huge gap in demand for Chillers in the domestic market as these products are needed for Air conditioning systems and refrigeration systems as well
- To meet the demand for these devices that used in projects, buildings, halls, universities and constructions in Egypt.
- Creating export opportunities, especially for neighboring countries, where those products can be marketed.
- Complete the value-added chain for the white goods industry in Egypt
- Increasing the rate of added value in projects and central air conditioning systems.

Enablers:

- Covering the demand from the local market
- Availability of raw materials and components conforming to international standards in the local market
- Rationalization of Egypt's imports of commercial washing machines by deepening local manufacturing, as Egypt's imports of central air-conditioning chillers were estimated at about 70 million for the year 2020.
- The global chillers market size was 10 billion in 2019 and is expected to reach \$13 billion by 2028, registering a 3.7% compound annual growth rate (CAGR) from 2021 to 2028. Refrigerants are generally used in the industrial sector to maintain equipment temperature and maintain The air is cold. Some components of refrigerants include compressors, evaporators, condensers, control units, power panels, and expansion valves. Chillers provide air conditioning by eliminating unwanted heat from commercial and industrial buildings.

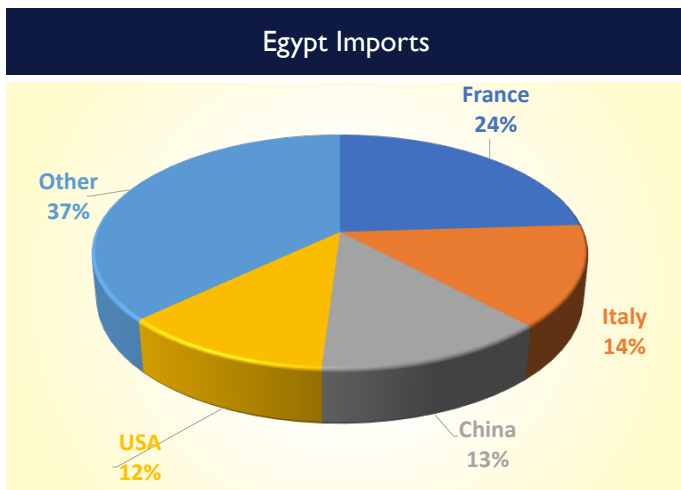


- The local annual growth rate on central air conditioning chillers reached 29% between 2018 and 2019.
- The global annual growth rate for central air conditioning chillers was 1% between 2018 and 2019

- Types of Chillers Air cooled chiller, which is cooled by outside air, and this type is installed in open air
- Water cooled chiller. The water cooling system consists of 2 water circuits

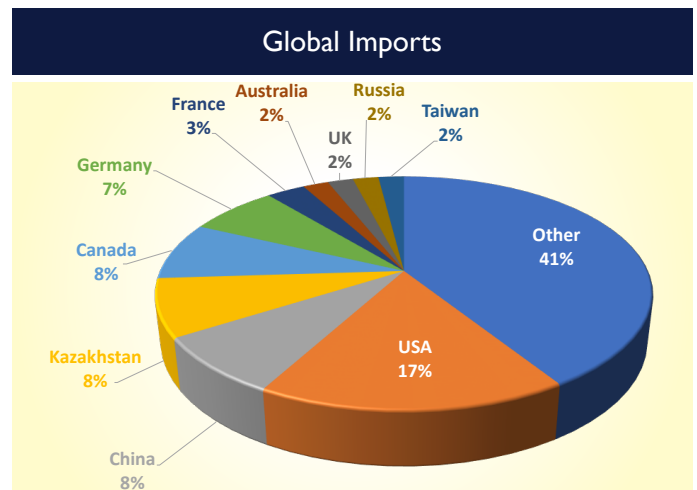
Egypt Imports:

Egypt imported Chillers during 2020, with a value more than 70 Million USD, total importers of the product, and they are respectively (France - Italy - China - USA - Netherlands - Republic of Korea - Germany - Sweden - Turkey - United Kingdom - Belgium)



Global Imports:

Global imports of Chillers reached during 2020 with a value of 10 Billion USD and they are respectively (USA - China - Kazakhstan - Canada - Germany - France - Australia - United Kingdom - Russian Federation - Taipei, Chinese - Netherlands)



Market Opportunities

Regional Market:

- The commercial segment led the market and accounted for 44.4% of the global revenue share in 2019, chillers are used in many commercial buildings, such as corporate offices, data centers, public buildings, healthcare facilities, educational institutes, and warehouses, to maintain temperature in structures during warm weather. Chillers are used in data centers to cool heat generated in high-intensity indoor spaces. Requirements to maintain constant temperature, humidity, air cleanliness, and air movement within data centers to avoid downtime and equipment failures are expected to increase product adoption in the commercial sector.
- Chillers can be used for industrial refrigeration systems.
- Egypt has a huge base of these facilities, especially in the new cities and the administrative capital

- Egypt current strategy for geographical expansion and establish new cities, which leads to an increase in the base of facilities and a significant increase in the number of real estate development companies and their need for these products
- There is no industrial base in Egypt for chillers
- There are a number of home appliances companies that manufacture the OEM system in Egypt
- Availability of a supplier base for the relevant industries for household appliances that conform to international standards
- Presence of international manufacturers in the local market such as carrier

Potential Export Market:

- Middle East and Gulf Region
- Asian Countries
- African Countries

References:

Trade Map Website 2021 --- www.statista.com- Euromonitor 2019

“This investment opportunity should be further verified by a detailed feasibility study”

Investment Opportunity Fact Sheet

Tablet

Objective:

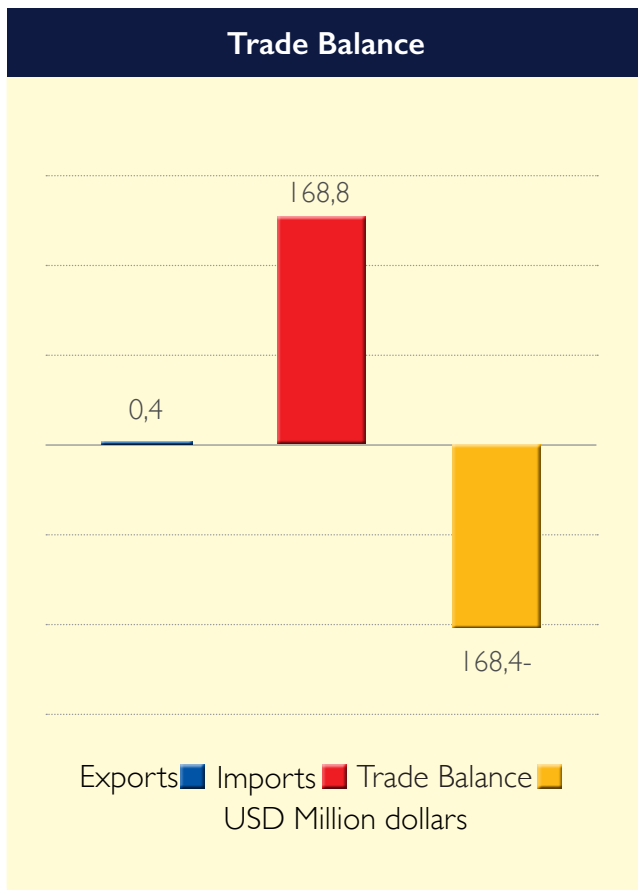
- Bridge the huge gap in demand for imports tablet in domestic market.
- Availability for manufacturing tablet and electronic devices industry in Egypt.
- Creating export opportunities by given an advantage edge for Tablet devices due to reducing the cost of labors and logistics as well.
- Localizing the electronics industry in Egypt

Enablers:

- Direction of the state to replace paper textbooks with tablet devices by circulating them in schools.
- The growing of domestic demand for tablets, which was estimated more than 168 million USD for the year 2020.
- The increasing of global demand for tablets, which was estimated more than 175 billion USD for the year 2020.
- This product is considered one of the strategic products for the education sector in Egypt, which receives tremendous attention from the state.
- The global annual growth rate of tablets was 8% between 2016 and 2020.
- The local annual growth rate of “tablets” reached 58% between 2016 and 2020.
- Revenues in the tablet segment are expected to reach 44 million USD in 2021.
- The global tablet market is expected to grow from \$61.63 billion in 2020 to \$69.9 billion USD in 2021 at a compound annual growth rate (CAGR) of 13.4%. The growth is mainly due to companies rearranging their operations and recovering from the impact of COVID-19, which earlier led



Trade Balance

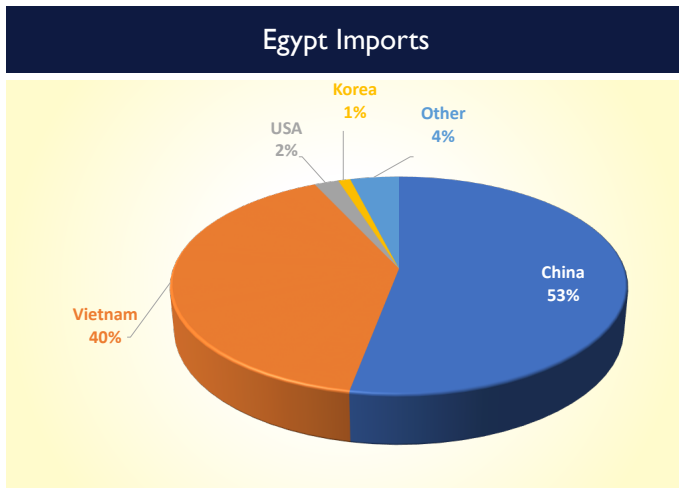


to restrictive containment measures including social distancing, remote working and closing of businesses which led to operational challenges. The

market is expected to reach 104.53 billion USD in 2025 with a compound annual growth rate of 10.6%.

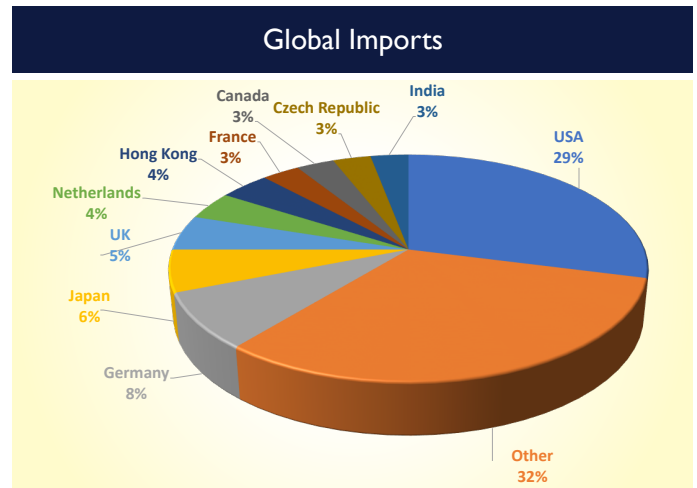
Egypt Imports:

Egypt imported Tablet during 2020, with a value more than 168 Million USD, total importers of the product, and they are respectively (China - Viet Nam - USA - Republic of Korea - Europe Othr. Nes - Netherlands - Germany - Malaysia - United Arab Emirate - Ireland - Czech Republic)



Global Imports:

Global imports of Tablet reached during 2020 with a value of 175 Billion USD and they are respectively (USA - Germany - Japan - United Kingdom - Netherlands - Hong Kong, China - France - Canada - Czech Republic - India- Australia)



Market Opportunities

Regional Market:

- Samsung captured the majority of the tablet sellers' market in Egypt, with 50.42 percent. Apple ranked second with nearly 40 percent, followed by Huawei with 6.8 percent.
- There are a number of companies that manufacturing the OEM system in Egypt
- Presence of International manufacturers in the local market such as Samsung, LG and others.
- The number of schools in 2020, as issued by the Central Agency for Mobilization and Statistics, reached 19.1 thousand schools affiliated with the Ministry of Education.
- The number of students in pre-university levels reached 25.3 million students in 2019/2020 compared to 24.2 million students in 2018/2019,

with a growth rate of 4.7%.

- The state directed to replace printed books with tablets.
- State support for the localization of the tablet computer industry due to the growing need for it.
- The volume of demand for tablets in 2020 reached 246,039 units
- Precautionary measures and social distancing, especially in light of the Covid-19 pandemic

Potential Export Market:

- Middle East and Gulf Region
- Asian Countries
- African Countries

References:

Trade Map Website 2021 --- globenewswire - businesswire - statista – website for Ministry of Education and Technical Education

“This investment opportunity should be further verified by a detailed feasibility study”

Investment Opportunity Fact Sheet

Industrial valves (check «non-return» valves)

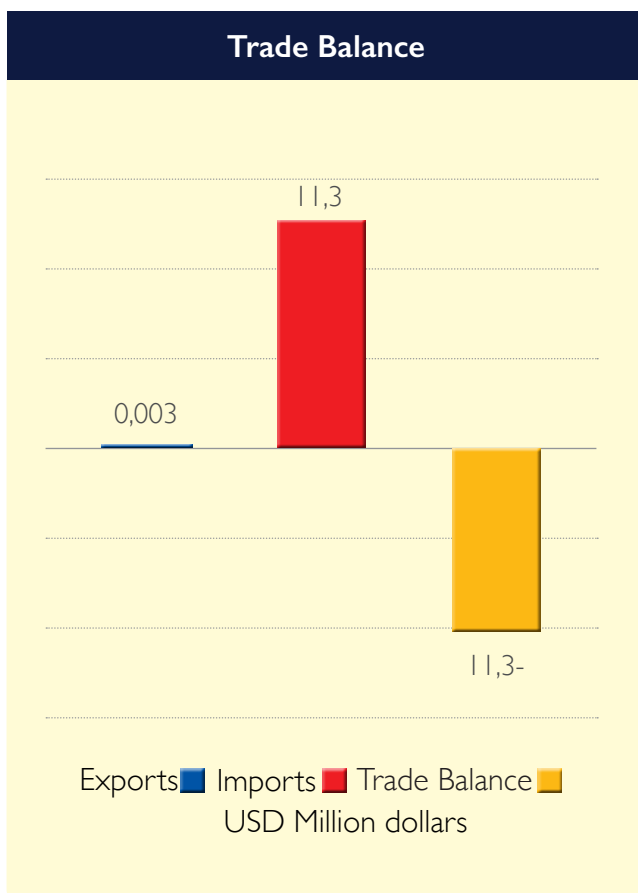
Objective:

- To meet the demand for these devices that are used in projects and infrastructure sectors such as water supply, sewage and industrial deranging, Pumping systems, new irrigation systems, buildings, Infrastructure projects and constructions in Egypt.
- Creating export opportunities, especially for neighboring countries, where those products can be marketed.
- Complete the value-added chain for the Projects and Contracting Sector

Enablers:

- Reducing Egypt's imports of non-return valves by local market demand deepening local industrialization, as Egypt's imports from non-return valves estimated about 11 million USD for the year 2020.
- Increasing global demand for non-return valves, estimated at more than 3 billion USD for the year 2020.
- The industrial valves manufacturing project is a complementary project that covers many industries.
- Industrial valves are devices used to regulate liquids and gases and can control the flow of liquids or gases as well.
- The non-return valve, or the so-called one-way valve, is a mechanically automatic valve, and is characterized by not having a manual handle for opening.
- Increasing demand for valves From the pharmaceutical industry due to the outbreak of the COVID-19 pandemic, the increasing focus on the development of smart cities globally, the increasing need for connected networks to maintain and control industrial equipment, and the increasing requirements to construct new nuclear power plants and refurbish existing ones are the main driving factors for the industrial valves market.
- The global industrial valves market size is expected

Trade Balance

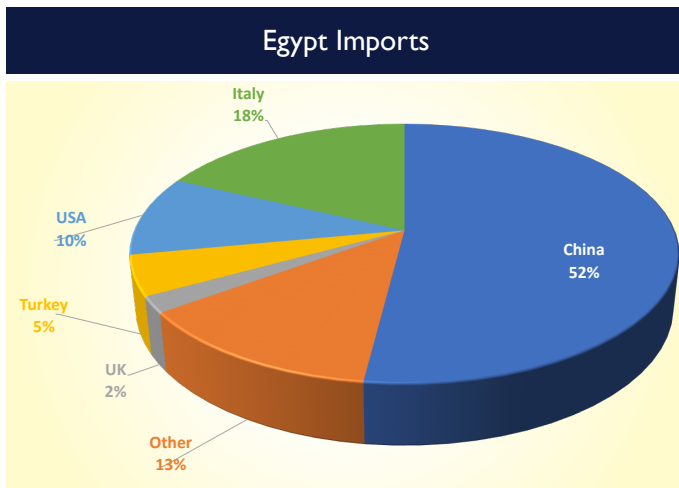


to reach 94 billion USD in 2028, from 59 billion USD in 2021, at a compound annual growth rate of 6.0% from 2021 to 2028. Industrial valves are mainly manufactured using carbon steel, cast iron,

stainless steel and other high performance metal alloys for effective flow control in industries such as water, waste water, oil, power, food and beverage, chemicals, etc.

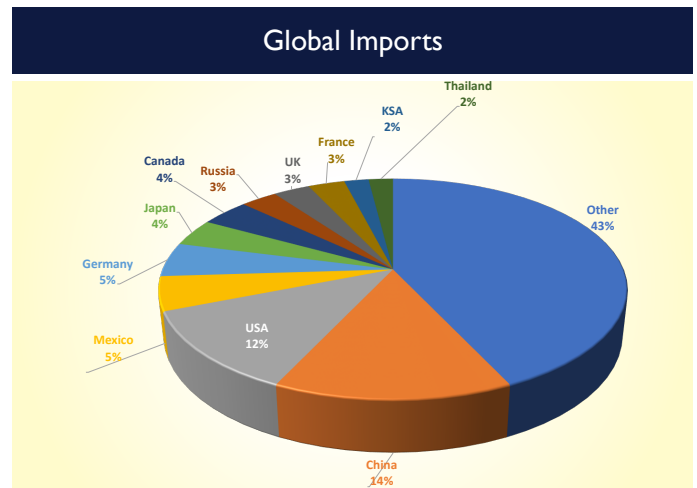
Egypt Imports:

Egypt imported non-return valves during 2020, with a value more than 11 Million USD, total importers of the product, and they are respectively (China - Italy - USA - Turkey - United Kingdom - Spain - Germany - India - Norway - Japan - United Arab Emirates)



Global Imports:

Global imports of non-return valves reached during 2020 with a value of 3 Billion USD and they are respectively (China - USA - Mexico - Germany - Japan - Canada - Russian Federation - United Kingdom - France - Saudi Arabia - Thailand)



Market Opportunities

Regional Market:

- Due to the expansion of national projects related to irrigation and infrastructure, it is expected to increase the demand for all kinds of valves, including non-return valves for the next three years.
- Industrial valves, including non-return valves, are used in many industries, thus they have a promising market.
- National projects, especially a decent life and modern irrigation.
- Expansion of land reclamation, especially the 1.5 million acres project, the New Delta project, the reconstruction of Sinai, and the increase of the agricultural area.
- Increased demand for valves from the healthcare and pharmaceutical industries due to the outbreak of the COVID-19 epidemic
- Existence of plans for reconstruction in Arab countries such as Iraq, Syria and Libya.

- Increasing demand for the establishment of industrial treatment plants and agricultural drainage.
- These products needed for water supply, sewage and industrial deranging , Pumping systems, new irrigation systems , buildings, Infrastructure projects and constructions in Egypt.

Potential Export Market:

- Middle East and Gulf Region
- Asian Countries
- African Countries
- Europe countries

References:

alliedmarketresearch -trade map - marketsandmarkets

“This investment opportunity should be further verified by a detailed feasibility study”

Investment Opportunity Fact Sheet

Household dishwashing machines

Objective:

Bridge the gap in demand for dishwashing machines in the domestic market

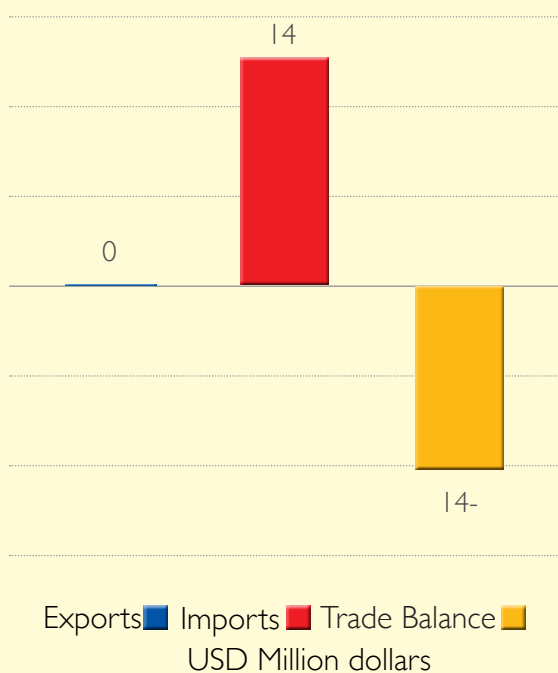
To meet the demand for these devices in Egypt. Creating export opportunities, especially for neighboring countries, where those products can be marketed.

Enriching household products by adding new products to the list manufactured in Egypt

Enablers:

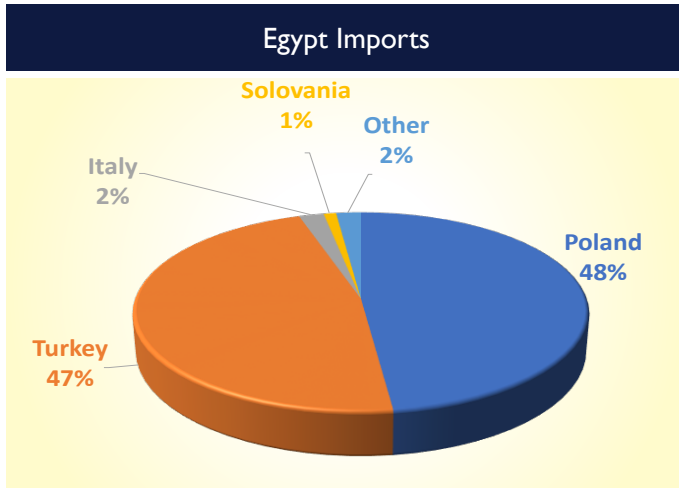
- Covering the demand from the local market
- Availability of some raw materials and components conforming to international standards in the local market
- Reduce Egypt's imports of household dishwashing machines by deepening local manufacturing, as Egypt's imports of dishwashing machines were estimated at about 14 million USD for the year 2020.
- Increasing global demand for dishwashing machines, estimated at more than 5 billion USD for the year 2020.
- The domestic annual growth rate of household dishwashing machines was 9% between 2016 and 2020.
- The global annual growth rate for household dishwashing machines was 6% between 2016 and 2020.

Trade Balance



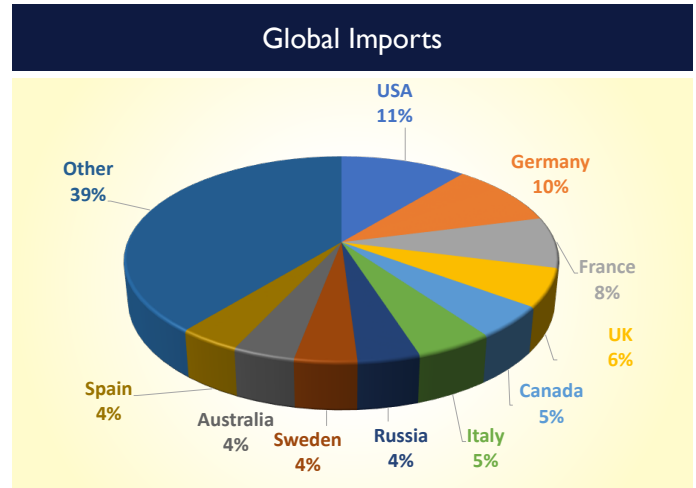
Egypt Imports:

Egypt imported household dishwashing machines during 2020, with a value more than 14 Million USD, total importers of the product, and they are respectively (Poland - Turkey - Italy - Slovenia - Germany - China - Europe Othr. Nes - USA)



Global Imports:

Global imports of household dishwashing machines reached during 2020 with a value of 5 Billion USD and they are respectively (USA - Germany - France - United Kingdom - Canada - Italy - Russian Federation - Sweden - Australia - Spain- Netherlands)



Market Opportunities

Regional Market:

- There is no industrial base in Egypt for household dishwashing machines except only one company in Egypt that manufactures household appliances, which is home appliances Fresh.
- There are a number of home appliances companies that manufacture the OEM system in Egypt
- Availability of a base of suppliers for industries feeding household appliances that conform to international standards
- Presence of global manufacturers in the local market such as Samsung, LG, Electro Lux and others
- The market size of home dishwashers is expected to increase at a local annual growth rate of 6.51% between 2020 and 2022
- Increasing the number of products manufactured from these devices will stimulate the growth of complementary feeding industries to that industry that were not manufactured in Egypt, especially motors, pumps, rubber hoses and others.

Potential Export Market:

- Middle East and Gulf Region
- Asian Countries
- African Countries

References:

trade map 2021 - Golden stein -market intelligence

“This investment opportunity should be further verified by a detailed feasibility study”



Investment Opportunity

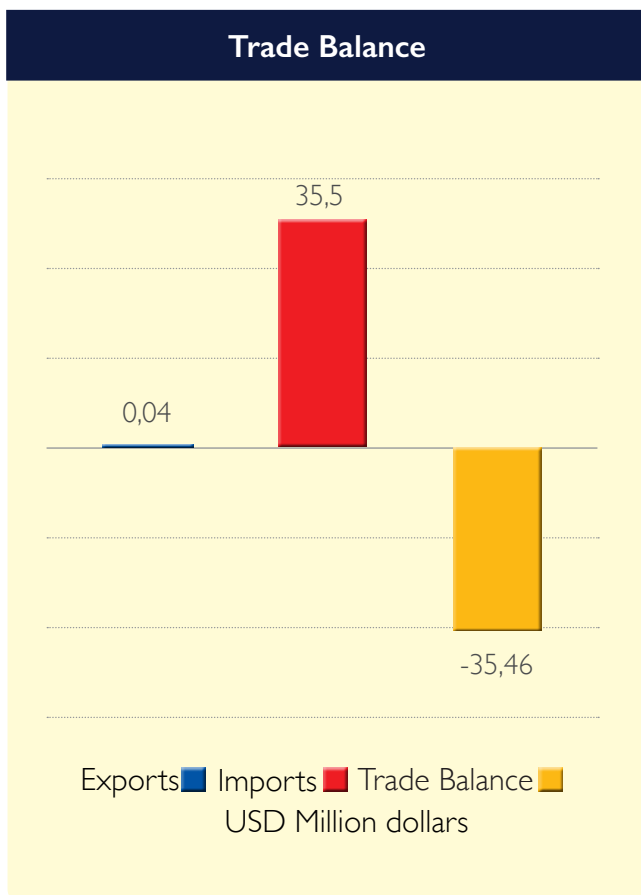
Parts of household or laundry-type washing machines

Objective:

- Bridge the gap in demand for parts of household or laundry-type washing machines in the domestic market
- Enriching the value chain and spare parts for the or laundry-type washing machines and washing machines manufacturing in Egypt by adding new products to the list manufactured in Egypt
- Creating export opportunities, especially for neighboring countries, where those products can be marketed.

Enablers:

- Covering the demand from the local market
- Availability of some raw materials and components conforming to international standards in the local market
- Reduce Egypt's imports of the parts of household or laundry-type washing machines by deepening local manufacturing, as Egypt's imports of dishwashing machines were estimated at about 36 million USD for the year 2020.
- Increasing global demand for dishwashing machines, estimated at more than 1.6 billion USD for the year 2020.
- There is a fluctuation in the domestic annual growth rate of commercial washing machine parts between 2016 and 2020.
- The global annual growth rate for the parts of household or laundry-type washing machines was 1% between 2016 and 2020.
- The global commercial washing machine market size was estimated at 27.84 billion USD in 2019 and is expected to reach 45.18 billion USD by 2030.



Commercial washing machines are used to wash laundry using commercial laundry equipment in places such as hospitals, commercial laundry shops, factories, hotels, healthcare industries Hospitality and others.

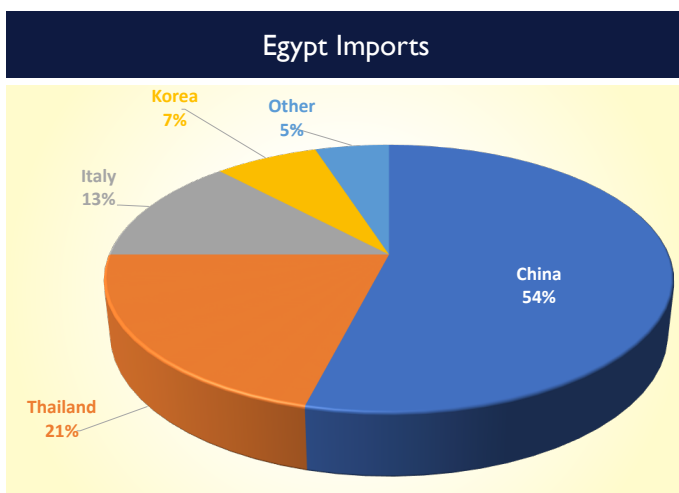
- The localization of these products in Egypt will help

motivate companies to manufacture commercial washing machines in Egypt.

- These products that enrich the value chain of manufacturing commercial washing machines, in addition to spare parts for maintenance work.

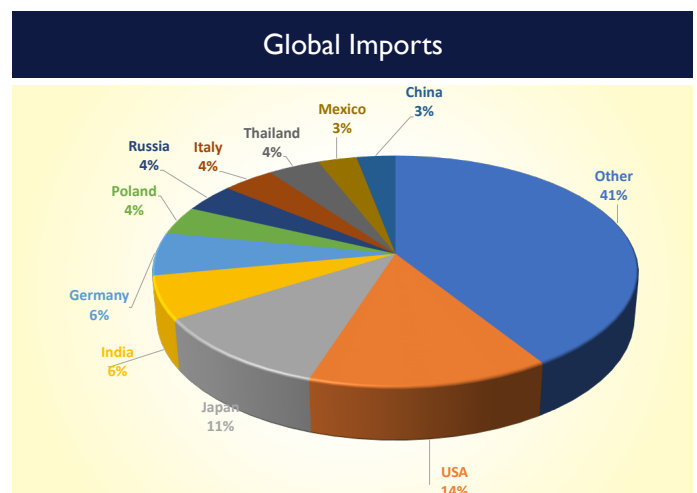
Egypt Imports Markets for the product:

- Egypt imported parts of household or laundry-type washing machines during 2020, with a value more than 36 Million USD, total importers of the product, and they are respectively (China - Thailand - Italy- Republic of Korea, - Turkey - Viet Nam - Poland - Romania - United Arab Emirates - Europe Othr. Nes - Russian Federation)



Global Imports:

- Global imports of household dishwashing machines reached during 2020 with a value of 1.6 Billion USD and they are respectively (USA - Japan - India - Germany - Poland - Russian Federation - Italy -Thailand – Mexico- China - Brazil)



Market Opportunities

Local Market:

- Commercial washing machines are used for washing clothes in houses, factories, hotels, hospitals and other commercial fields, as Egypt has a huge base of these facilities and parts are very important in manufacturing operations, completing value chains as well as maintenance work.
- The state's strategy for geographical expansion and building new cities, which leads to an increase in the base of facilities and their need for these products, and consequently, spare parts and parts.
- There is no industrial base in Egypt for the manufacture of commercial washing machines and their parts.
- There are a number of home appliances companies that manufacture the OEM system in Egypt

- Availability of a feeding industries base for home appliances manufacturing compatible with international standards.
- Presence of global manufacturers in the local market such as Samsung, LG, Electro Lux and others

Potential Export Market:

- Middle East.
- Gulf region.
- African Countries

References:

Trade Map Website 2021

“This investment opportunity should be further verified by a detailed feasibility study”

Investment Opportunity Fact Sheet

Table, kitchen or other household ware

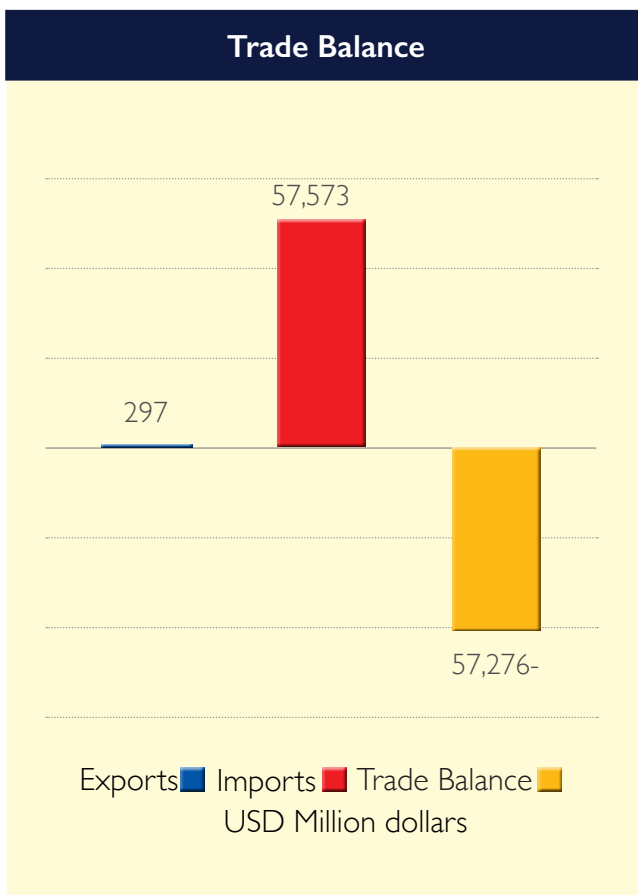
Objective:

- Bridge the gap in demand for Table, kitchen household ware in the domestic market
- To meet the demand for these products in Egypt.
- Creating export opportunities, especially for neighboring countries, where those products can be marketed.
- Enriching home utilities ware products by adding new products to the list manufactured in Egypt

Enablers:

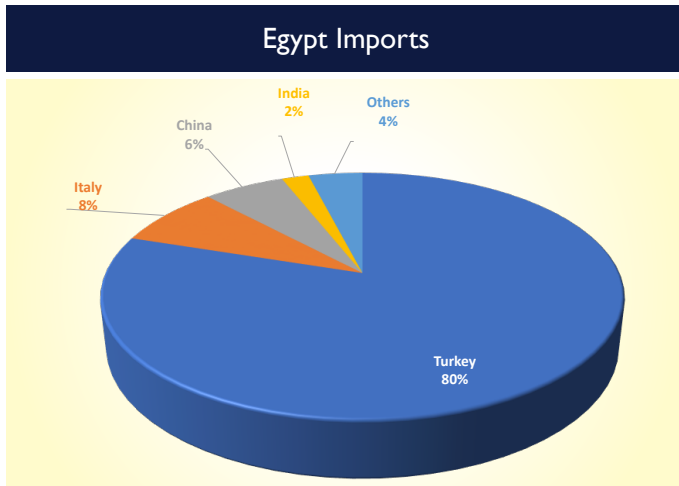
- Covering the demand from the local market
- Availability of some raw materials and components conforming to international standards in the local market
- Reduce Egypt's imports of table, kitchen household ware by deepening local manufacturing, as Egypt's imports of table, kitchen household ware was estimated about 58 million USD for the year 2020.
- Increasing global demand for table, kitchen household ware, estimated at more than 6.7 billion USD for the year 2020.
- The local annual growth rate of table, kitchen household ware was 27% between 2016 and 2020.
- The global annual growth rate of table, kitchen household ware was 4% between 2016 and 2020.

Trade Balance



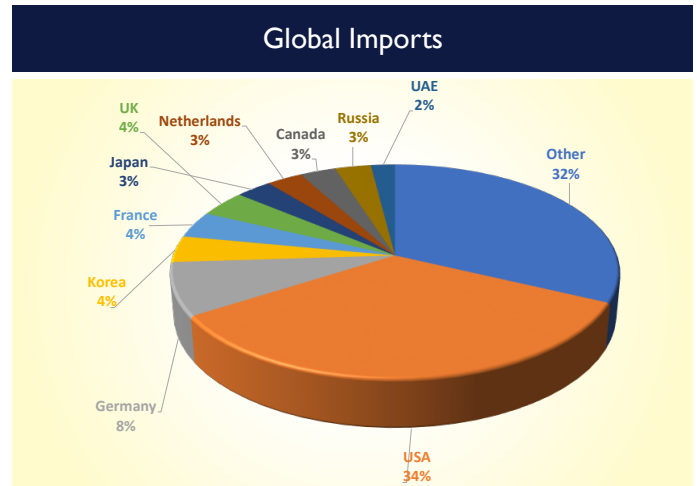
Egypt Imports Markets for the product:

- Egypt imported table, kitchen household ware during 2020, with a value more than 58 Million USD, total importers of the product, and they are respectively (Turkey - Italy - China -India - Spain - Qatar - Kuwait- Portugal - United Arab Emirates - Lebanon)



Global Imports:

- Global imports of table, kitchen household ware reached during 2020 with a value of 6.7 Billion USD and they are respectively (USA - Germany - Republic of Korea, - France - United Kingdom - Japan - Netherlands - Canada - Russian Federation - United Arab Emirates)



Market Opportunities

Local Market:

- Egypt's population is about 100 million, Egypt has one of the largest economies in Africa. The country acts as a bridge between Africa and other parts of the world, particularly the Middle East, making it a major player in the MENA markets.
- The table, kitchen household ware industry is one of the important industries with constant demand.
- Many of the available products use galvanized iron sheets, which is considered a health violation due to its interaction with acids in foodstuffs and its exposure to rust.
- High quality products made of stainless steel 304.
- These products need to be developed in terms of design and packaging processes to give them the ability to compete with existing products in the local market
- Table, kitchen household ware are necessary products for any home, and due to the development and increasing interest for the tourism, hotels and restaurants fields, which cause the increasing need for their products towards these products (kitchen tools) that are not harmful to human health and also have an aesthetic appearance and durability, so there is a need to establish kitchen tools factories

with high quality specifications.

- The development of the marriage contracts rate in Egypt during the recent period, as the number of marriage contracts recorded a remarkable increase during March 2021, compared to the corresponding month of last year 2020, and the number of marriage contracts reached 73.1 thousand marriage contracts last March 2021, compared to 55,3 thousand marriage contracts in March of 2020, an increase of 17.8 thousand marriages, an increase of 32.2%.
- The number of marriages reached 902,000 in 2020.
- There is an industrial base in Egypt, but it does not meet the needs

Potential Export Market:

- Middle East
- Asian Countries
- African Countries
- Gulf Region

References:

Trade Map Website 2021 – reportlinker

“This investment opportunity should be further verified by a detailed feasibility study”



Investment Opportunity Fact Sheet

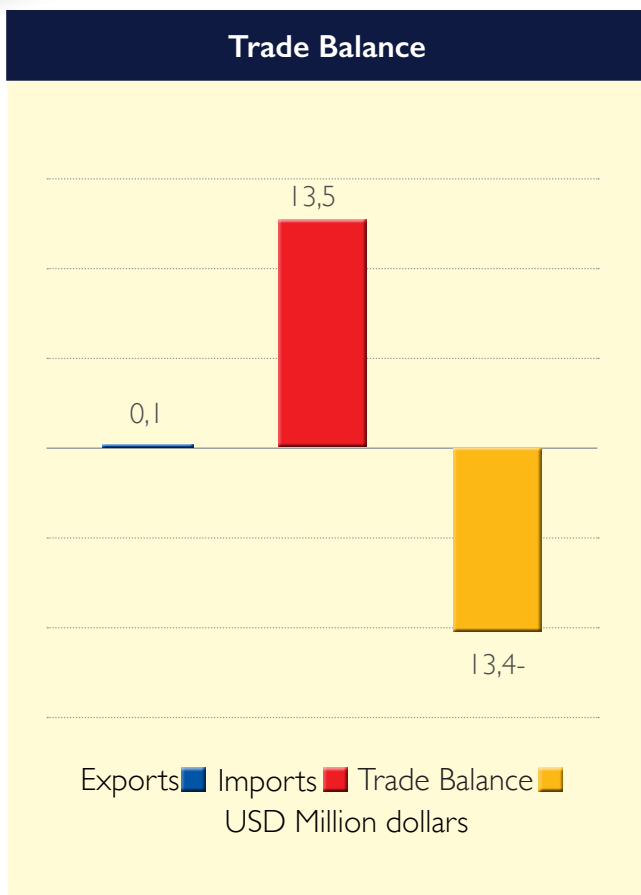
Boilers

Objective:

- Bridge the huge gap in demand for boilers in the domestic market
- To meet the demand for these devices those are used in projects, buildings, constructions sectors and industrial field in Egypt.
- Creating export opportunities, especially for neighboring countries, where those products can be marketed.
- Complete the value-added chain for the Projects and Contracting Sector

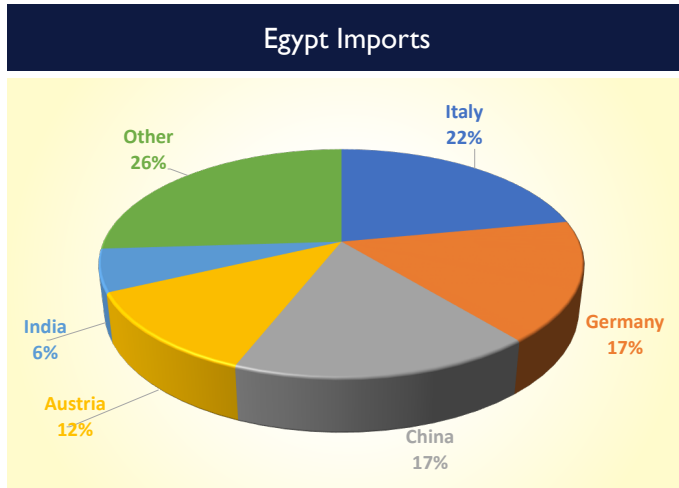
Enablers:

- Covering the demand from the local market
- Availability of raw materials and components conforming to international standards in the local market
- Reduce Egypt's imports of steam boilers by deepening local manufacturing, as Egypt's imports of steam boilers were estimated about 13 million USD for the year 2020.
- The volume of world imports of boilers estimated about 657 million USD for the year 2020
- The global industrial boilers market size (all types) reached 13.6 billion USD in 2020 and is expected to expand at a compound annual growth rate (CAGR) of 5.0% from 2021 to 2028. Rapid industrialization and a growing food and beverage industry is expected to drive the market world over the forecast period. Moreover, strict laws to regulate harmful emissions into the environment will promote the adoption of these systems which increase the demand for industrial boilers over the coming years.
- The domestic annual growth rate on boilers reached 48% between 2018 and 2019.
- There is a fluctuation in the local annual growth rate between 2016 and 2020 according to supply and demand.



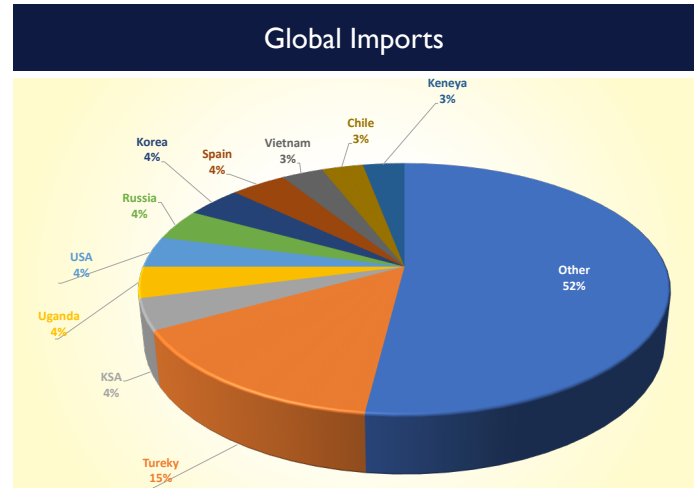
Egypt Imports:

- Egypt imported boilers during 2020, with a value more than 13 Million USD, total importers of the product, and they are respectively (Italy - Germany - China - Austria - India - Turkey - USA - Europe Other. Nes - Netherlands - Belgium - United Kingdom)



Global Imports:

- Global imports of boilers reached during 2020 with a value of 657 Million USD and they are respectively (Turkey - Saudi Arabia - Uganda - USA - Russian Federation - Republic of Korea - Spain - Viet Nam - Chile - Kenya - Indonesia)



Market Opportunities

Regional Market:

- Steam boilers are vessels with surfaces to heat water and convert it into steam by using a heat source to raise the water temperature to the boiling point to produce steam that is used in several industries such as spinning and weaving, sugar industry, food industries, dyeing and processing industries for textiles and industries Leather as it plays an important role in the operation of major factories, and some homes may use boilers for heating work.
- The state's strategy for geographical expansion and building new cities, which leads to an increase in the base of facilities and a significant increase in the number of real estate development companies and their need for these products
- There is no large industrial base in Egypt for the manufacture of boilers steam or other types.
- Expanding the establishment of industrial zones and encouraging industrial investments

Potential Export Market:

- Middle East and Gulf Region
- Asian Countries
- African Countries

References:

2021 -trade map - grandviewresearch

"This investment opportunity should be further verified by a detailed feasibility study"

Investment Opportunity Fact Sheet

Thermostats

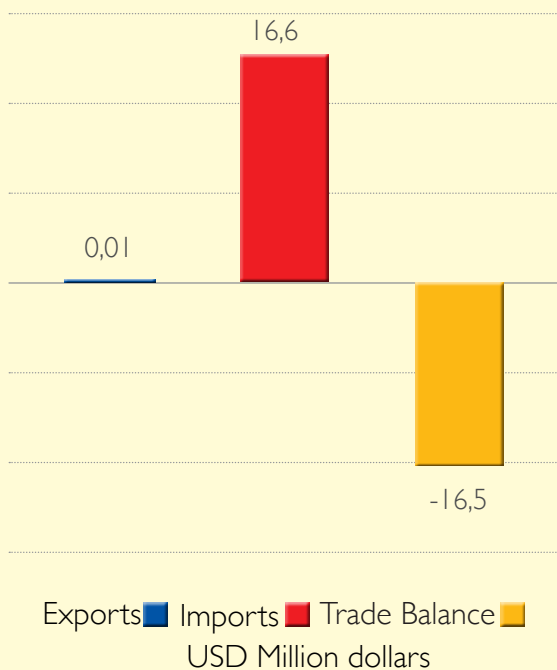
Objective:

- Bridge the huge gap in demand for thermostats in the domestic market for both Refrigerators, Air conditioning, Gas cookers, water heaters and others home appliances.
- Complete the value-added chain for the white goods industry in Egypt
- Creating export opportunities by given the final products “ Refrigerators, Air conditioning, Gas cookers, water heaters, etc) competitive edge in price by replacing the imported thermostats with local ones.

Enablers:

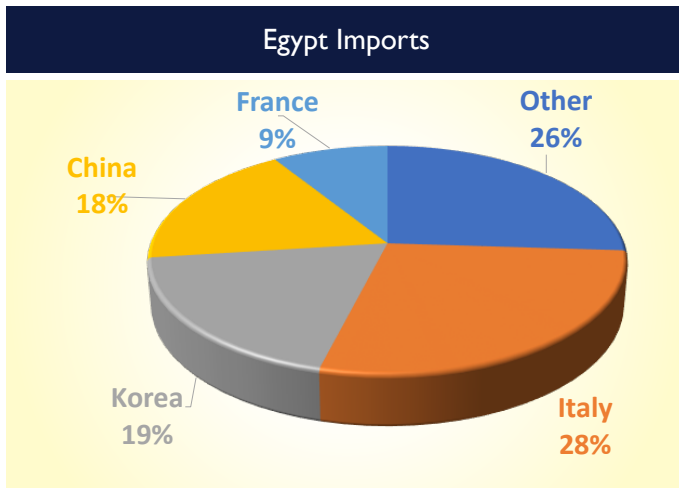
- Some raw materials are available locally, such as aluminum, copper and zinc.
- Covering the local market demand.
- Filling the gaps in Egypt’s imports of thermostats, which amounted to more than 16 million US dollars for the year 2020
- The thermostats project is an integrative project for the home appliances industry in Egypt.
- The increasing global demand for thermostats, estimated at more than 4 billion dollars for the year 2020
- The local annual rate of thermostats was 17% between 2019 and 2020.
- The global annual rate of thermostats was 3% between 2016 and 2020.
- The volume of consumption in the Egyptian market of household appliances ranges between 90 billion to 100 billion Egyptian pounds (5.5 to 6 billion dollars), with an annual growth rate of between 5% and 6%.

Trade Balance



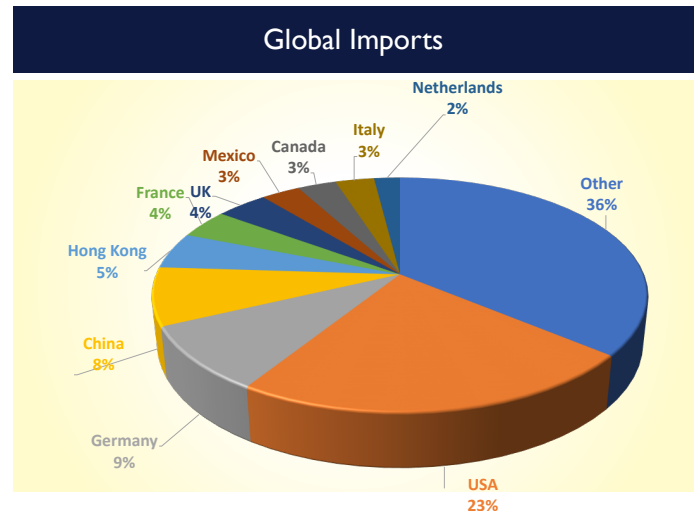
Egypt Imports:

Egypt imported thermostats during 2020, with a value more than 16 Million USD, total importers of the product, and they are respectively (Italy - Republic of Korea - China - France - Thailand - United Kingdom - Czech Republic - Slovakia - Germany - Singapore - Spain)



Global Imports:

Global imports of thermostats reached during 2020 with a value of 4 Billion USD and they are respectively (USA - Germany - China - Hong Kong, China - France - United Kingdom - Mexico - Canada - Italy - Netherlands - Denmark)



Market Opportunities

Regional Market:

- Market demand for different types of thermostats such as (mechanical thermostats, non-programmable thermostats, non-programmable digital thermostats, programmable thermostats, wireless and touch screen regulators).
- It is possible to expand the thermostat manufacturing processes to include feeding central air conditioning systems, "Thermostats for controlling the temperatures of air-conditioned spaces."
- The total number of cooling devices manufactured in Egypt almost 5 million units between refrigerators, deep freezers, air conditioners and dispensers.
- Availability of the largest industrial base for home appliances products from local and international manufacturers in Egypt such as LG, Samsung, Electrolux, Al araby group, Fresh and others
- Increasing exports, whether direct export of thermostats, and indirect export as final products such as refrigerators, refrigerators, air conditioning freezers, butane gas, water heaters

- Increasing demand for household appliances, especially for government initiatives such as a decent life.
- Thermostats are used in any device or system that heats or cools to a set point temperature, examples include building heating, central heating, air conditioners, HVAC systems, water heaters, as well as kitchen equipment including ovens and refrigerators and medical and scientific incubators. In scientific literature, these devices are often broadly classified as thermostatically controlled loads (TCLs). Thermostatically controlled loads comprise roughly 50% of the overall electricity demand in the United States.
- There are some key players in Egyptian market most of them belong to the lead enterprises for the white goods.

Potential Export Market:

- Middle East and Gulf Region
- Asian Countries
- African Countries

References:

Trade Map Website 2021 – Chamber of Engineering Industries (White goods section).-- Euro monitor International 2018- ReportBuyer Ltd-

"This investment opportunity should be further verified by a detailed feasibility study"

Investment Opportunity Fact Sheet

Injection Molds for Rubber or Plastics

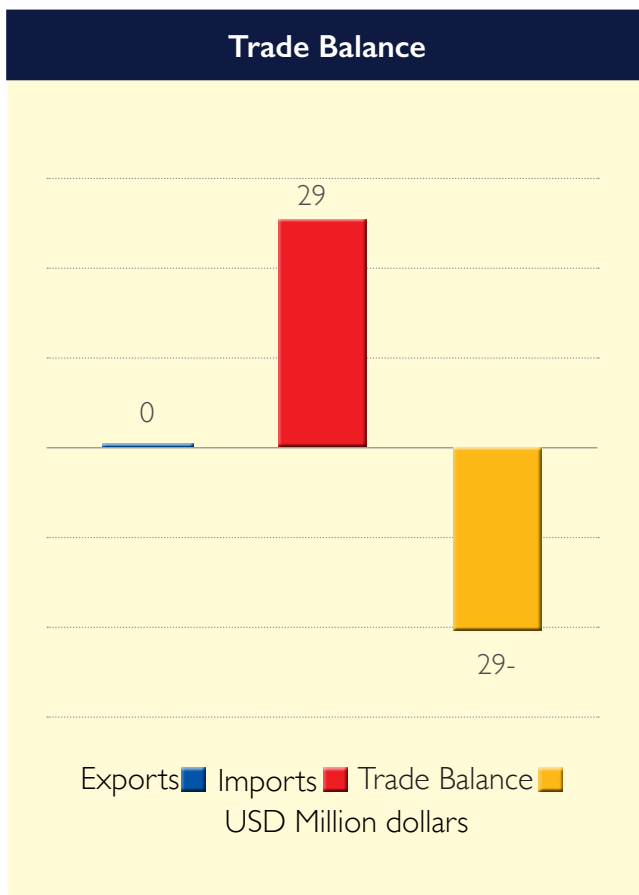
Objective:

- Bridge the huge gap in demand for Injection or compression-type molds for rubber or plastics in the domestic market
- They are the main component in plastic Industries.
- Completing the value-added chain for many industries, especially plastic and rubber, in Egypt
- Creating export opportunities by giving the final products made of plastic and rubber a competitive price advantage by replacing imported molds with local ones.
- Improve the quality of the final product by manufacturing high quality molds to ensure the quality of the final product.

Enablers:

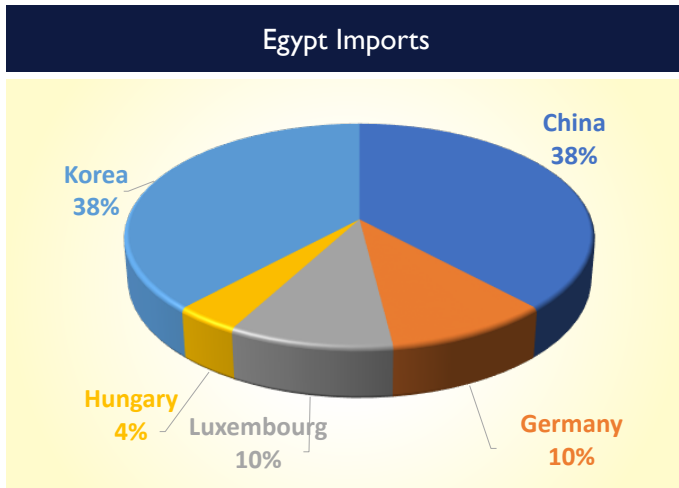
- Covering the demand from the local market
- Reducing Egypt's imports of molds by deepening local manufacturing, as Egypt's imports of molds were estimated at about 29 million USD for the year 2020.
- Increasing global demand for molds, estimated at more than 10 billion USD for the year 2020.
- It is expected that the market of molds for the plastic and rubber industry will witness a large-scale growth due to the wide uses of plastic and rubber products as a final product or an intermediate product.
- The molds project is an complementary project that covers many industries.
- Plastic and rubber injection molds are the most popular and the most wanted.

Trade Balance



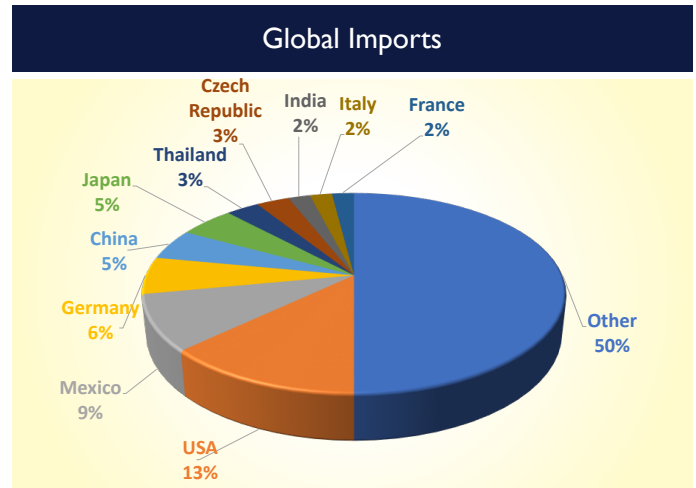
Egypt Imports:

Egypt imported Injection molds during 2020, with a value more than 29 Million USD, total importers of the product, and they are respectively (Republic of Korea - China - Germany - Luxembourg - Hungary - Turkey - Italy - Belgium - France - United Kingdom -India)



Global Imports:

Global imports of Injection molds reached during 2020 with a value of 10 Billion USD and they are respectively (USA - Mexico - Germany - China - Japan - Thailand - Czech Republic - India - Italy - France - Switzerland)



Market Opportunities

Regional Market:

- Help reduce the price of the final product through rapid mass production and standardization of the shape and specifications of the final product.
- Multiple use of molds in all plastic industries necessary for all industries, such as the manufacture of cars, household appliances, food packages, medicines, electronic devices and accessories for clothing and furniture.
- Assistance in filling the deficit and importing consumer products from other countries through manufacturing and production at competitive prices.
- Raising the quality of the product and its competitive ability to produce a high-precision product and a high level of professionalism by producing it inside locally manufactured molds and molds.
- Introducing the Egypt as one of the countries that designed and manufactured molds in the world.
- There is an industrial base in Egypt, but it does not meet the needs.

Potential Export Market:

- Middle East and Gulf Region
- Asian Countries
- African Countries
- Europe countries

References:

Trade Map Website 2021

“This investment opportunity should be further verified by a detailed feasibility study”

Investment Opportunity Fact Sheet

Oil or petrol-filters for internal combustion engines

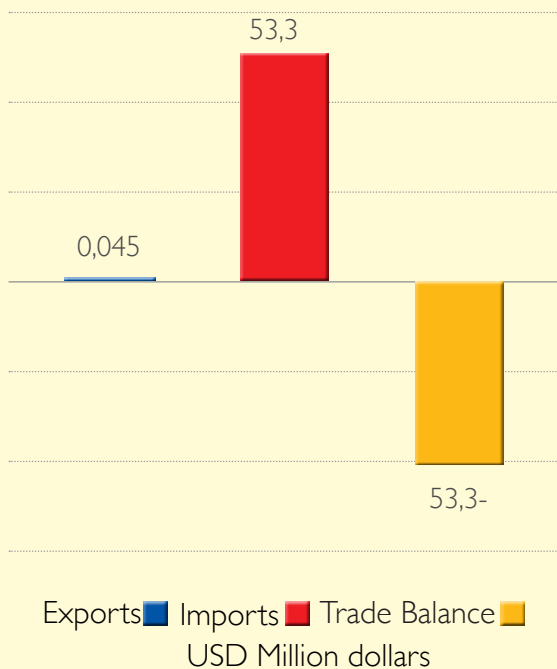
Objective:

- Bridge the huge gap in demand for Oil or petrol-filters for internal combustion engines in the local market.
- Enriching the auto feeding industries and after-sales service by adding new products to the list manufactured in Egypt.
- Creating export opportunities, especially for neighboring countries, where those products can be marketed.

Enablers:

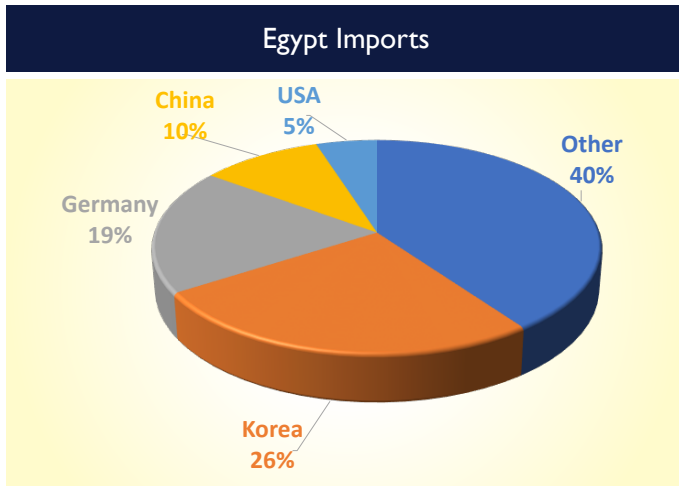
- Covering the demand from the local market
- Availability of raw materials and components conforming to international standards in the local market
- Reducing of Egypt's import of Oil or petrol-filters for internal combustion engines by deepening local manufacturing, as Egypt's imports of Oil or petrol-filters for internal combustion engines were estimated about 53 million USD for the year 2020.
- The rate of world imports of Oil or petrol-filters for internal combustion engines about 7 billion USD for the year 2020
- The local annual growth rate of Oil or petrol-filters for internal combustion engines was 20% between 2016 and 2020.
- The global annual growth rate of Oil or petrol-filters for internal combustion engines was 2% between 2016 and 2020.
- The global auto filter market is expected to witness rapid growth during the forecast period, growing at a robust compound annual growth rate of 4.96% in 2023

Trade Balance



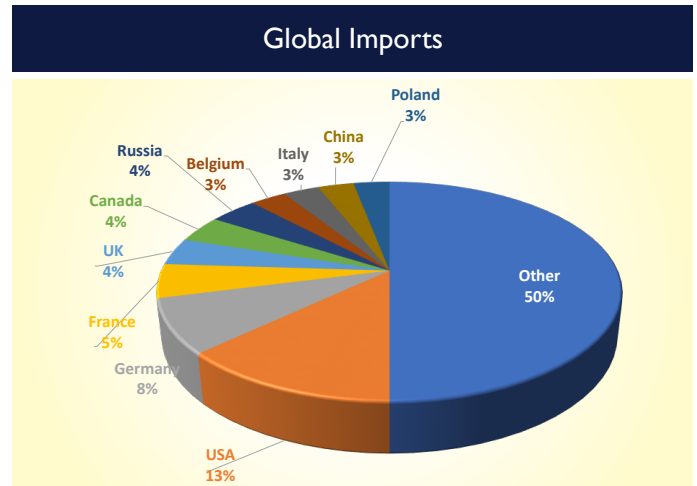
Egypt Imports:

- Egypt imported Chillers during 2020, with a value more than 53 Million USD, total importers of the product, and they are respectively (Republic of Korea, - Germany - China - USA - Thailand - Belgium - France - Slovakia - Japan - Spain)



Global Imports:

- Global imports of Chillers reached during 2020 with a value of 7 Billion USD and they are respectively (USA - Germany - France - United Kingdom - Belgium - Canada - Russian Federation - Italy - China- Mexico)



Market Opportunities

Regional Market:

- More than 168,000 passenger cars were sold in the Egyptian market in 2020, compared to about 127 thousand cars in 2019. Also, sales of buses and trucks increased by 36%, as about 26,500 buses were sold and about 37 thousand trucks were purchased in 2020.
- Availability of the industrial base for cars assembly assigned from the international manufacturers in Egypt.
- The need for the after-sales market for the periodic maintenance of these products to cover the demand.

Potential Export Market:

- Middle East
- Asian Countries
- African Countries
- Gulf Region

References:

Trade Map Website 2021 – reportlinker

“This investment opportunity should be further verified by a detailed feasibility study”

Investment Opportunity Fact Sheet

Locks of base metal for Furniture

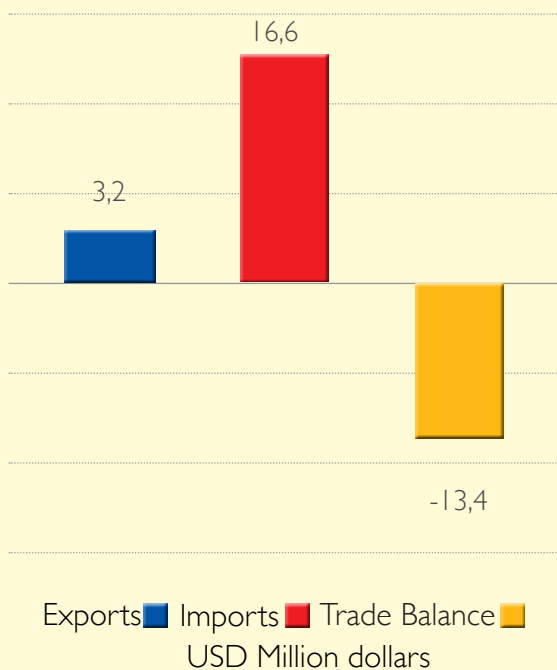
Objective:

- Bridge the huge gap in demand for Locks of base metal for Furniture in the domestic market.
- Completing the value-added chain of the Furniture sector in Egypt, as it is considered one of the main components in the manufacture of furniture and doors in Egypt.
- Increasing Increase final product competitiveness by replacing imports of Furniture accessories with local ones.
- Creating export opportunities, especially for neighboring countries, where those products can be marketed.

Enablers:

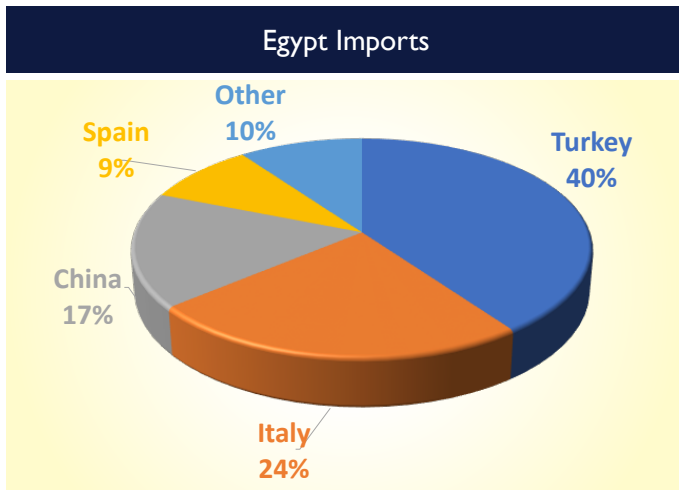
- Availability of raw materials locally; Such as iron, aluminum and copper.
- Covering the demand from the local market.
- Reducing Egypt's imports of Locks of base metal for Furniture by deepening local manufacturing, as Egypt's imports of Locks of base metal for Furniture were estimated at about 17 million USD for the year 2020.
- Increasing global demand for Locks of base metal for Furniture, estimated at 4 billion USD for the year 2020.
- The global annual growth rate for Locks of base metal for Furniture was 4% between 2016 and 2020.
- The Local annual growth rate for Locks of base metal for Furniture was 1% between 2016 and 2020.

Trade Balance



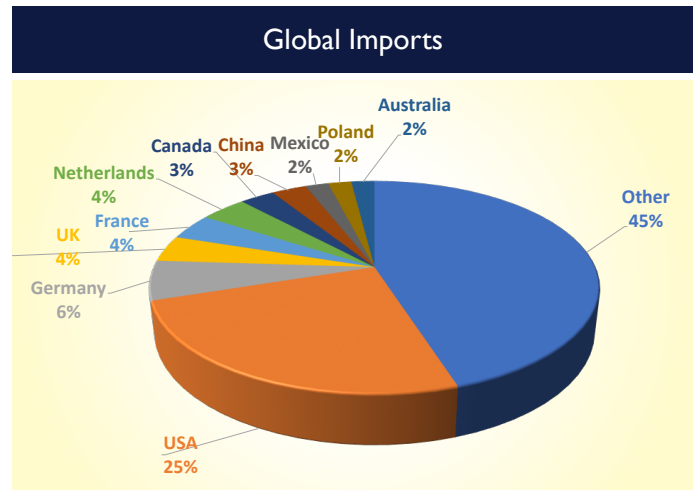
Egypt Imports:

- Egypt imported Locks of base metal for Furniture during 2020, with a value more than 17 Million USD, total importers of the product, and they are respectively (Turkey - Italy - China - Spain - Germany -Greece – France -USA - United Kingdom)



Global Imports:

- Global imports of PCB reached during 2020 with a value of 50 Billion USD and they are respectively (China - Hong Kong, China - Viet Nam - Taipei, Chinese - Malaysia - Republic of Korea - Mexico - USA - Germany - Thailand - Japan)



Market Opportunities

Local Market:

- The market size of the furniture industry is expected to reach from 2.3 billion US dollars to 4.7 billion US dollars during 2021-2022
- The number of establishments operating in the furniture sector in Egypt is 120,000, all of which depend on accessories.
- The number of factories producing furniture accessories is very few and ineffective related to what is imported.
- Furniture accessories demand in 2020 reached 4544 tons.

Potential Export Market:

- Middle East
- Asian Countries
- African Countries
- Gulf Region

References:

Trade Map Website 2021 -- Furniture sector development strategy

“This investment opportunity should be further verified by a detailed feasibility study”

Investment Opportunity Fact Sheet

Furniture accessories

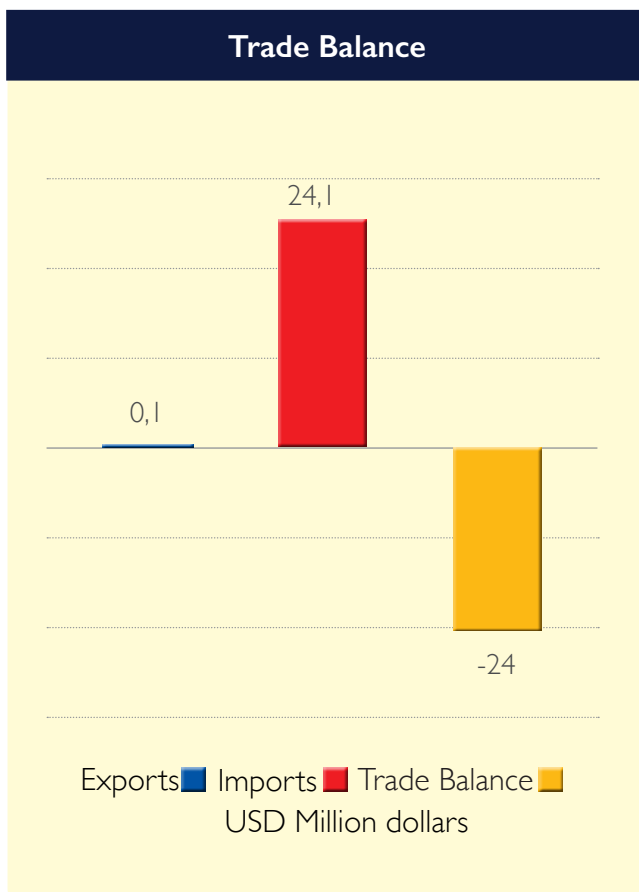
Objective:

- Bridge the huge gap in demand for Furniture accessories in the domestic market.
- Completing the value-added chain of the Furniture sector in Egypt, as it is considered one of the main components in the manufacture of furniture and doors in Egypt.
- Increasing the price competitive advantage of the final products by replacing imports of Furniture accessories with local ones.

Enablers:

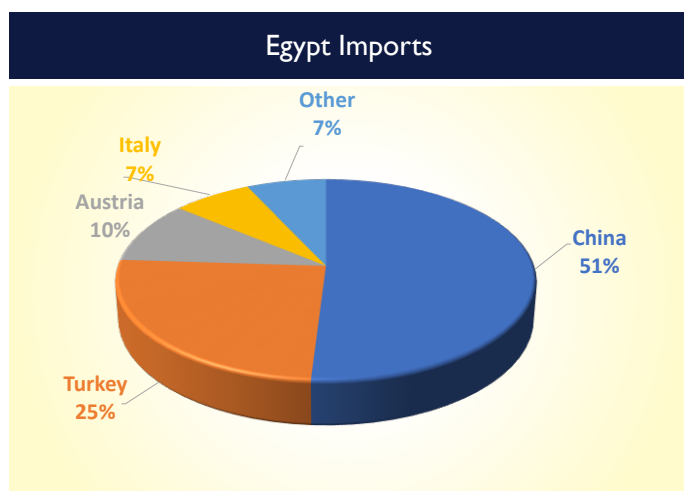
- Availability of raw materials locally; Such as iron, aluminum and copper.
- Covering the demand from the local market.
- Reducing Egypt's imports of Furniture accessories by deepening local manufacturing, as Egypt's imports of Furniture accessories were estimated at about 24 million USD for the year 2020.
- Increasing global demand for Furniture accessories, estimated at 6 billion USD for the year 2020.
- The global annual growth rate for Furniture accessories was 4% between 2016 and 2020.
- The Local annual growth rate for Furniture accessories was 11% between 2016 and 2020.

Trade Balance



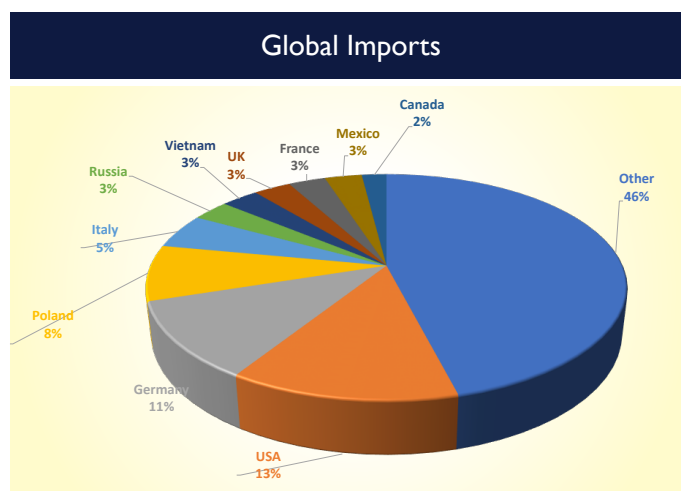
Egypt Imports Markets for the product:

Egypt imported Furniture accessories during 2020, with a value more than 24 Million USD, total importers of the product, and they are respectively (China - Turkey - Austria - Italy- Germany Lithuania - Europe Othr. Nes- Spain - Greece - USA)



Global Imports:

Global imports of Locks of base metal for Furniture reached during 2020 with a value of 6 Billion USD and they are respectively (USA - Germany - Poland - Italy - Russian Federation - Viet Nam - United Kingdom - France - Mexico - Canada)



Market Opportunities

Local Market:

- The market size of the furniture industry is expected to reach from 2.3 billion US dollars to 4.7 billion US dollars during 2021-2022
- The number of establishments operating in the furniture sector in Egypt is 120,000, all of which depend on accessories.
- The number of factories producing furniture accessories is very few and ineffective related to what is imported.
- Furniture accessories demand in 2020 reached 4544 tons.

Potential Export Market:

- Middle East and Gulf Region
- African Countries
- Gulf countries

References:

2021 -trade map - grandviewresearch

“This investment opportunity should be further verified by a detailed feasibility study”



Investment Opportunity Fact Sheet

Printed Circuit Board (PCB)

Objective:

- Bridge the huge gap in demand for imports PCB in domestic market.
- Availability to Complete the value-added chain needed for manufacturing cell phones , electronic devices and home appliances industry in Egypt.
- Creating export opportunities through supplying OEMs by PCBs at a competitive price which reduces the costs and gives their final product the advantage by replacing imported printed circuits (PCBs) with locals ones.

Enablers:

- Covering the demand from the local market
- Reduce Egypt's imports of printed circuits (PCB) by deepening local manufacturing, as Egypt's imports of printed circuits (PCB) were estimated at about 11 million USD for the year 2020.
- The increasing global demand for printed circuits (PCB), estimated at more than 50 billion USD for the year 2020.
- The global annual rate of printed circuits (PCB) was 2% between 2016 and 2020.
- The printed circuits (PCB) is expected to witness an increase in global demand due to the global trends of the electronics industry at a compound annual growth rate of 3-5% during the period 2021-2026.
- The Printed Circuit Boards Market is expected to register a CAGR of 4.12% during the forecast period (2020-2025) and was valued at 58.91 billion USD in 2019 and is expected to be worth 75.72 billion USD by 2025 during the period 2020- 2025. The market has experienced rapid growth in the past few years, mainly due to the continuous development of consumer electronics and the increasing demand for PCBs in all electronics and electrical equipment.

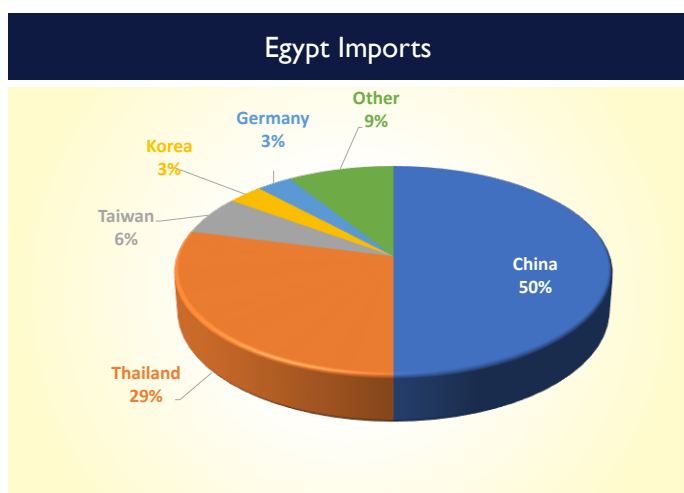


- The demand for electronic devices, such as smart phones, smart watches and other devices, has boosted market growth as well. For example, according to the US Consumer Technology Sales

and Forecast study, conducted by the Consumer Technology Association (CTA), the revenue generated by smartphones was 79.1 billion USD and 77.5 billion USD in 2018 and 2019, respectively.

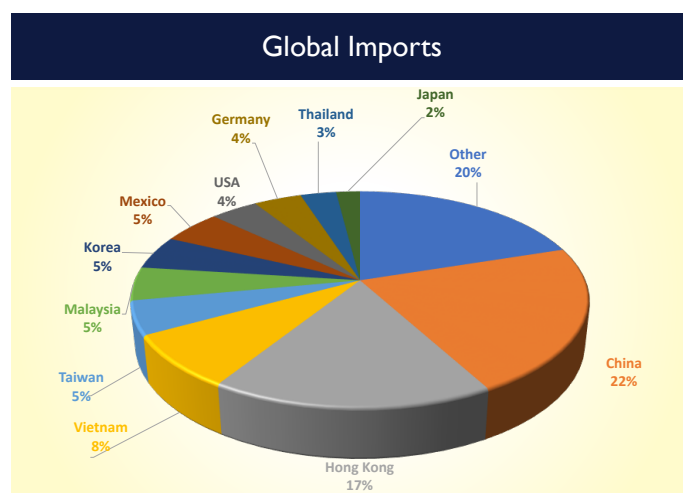
Egypt Imports:

Egypt imported PCB during 2020, with a value more than 11 Million USD, total importers of the product, and they are respectively (China - Thailand - Taipei, Chinese - Republic of Korea - Germany - USA - Japan - Hungary - Czech Republic - France - Italy)



Global Imports:

Global imports of PCB reached during 2020 with a value of 50 Billion USD and they are respectively (China - Hong Kong, China - Viet Nam - Taipei, Chinese - Malaysia - Republic of Korea - Mexico - USA - Germany - Thailand - Japan)



Market Opportunities

Regional Market:

- PCB printed circuits are a production component needed in a large number of local industries with a large-scale industrial base, such as home appliances, cars, electronics and electrical appliances.
- The Egyptian government is working on developing a large-scale infrastructure, shifting to the use of electronic devices, and enabling a wide range of software solutions and services in the enterprise sector.
- Supporting of the state through the initiative of "Egypt manufactures electronics", developing the local design sector by giving an appropriate local value-added percentage to local design, developing and motivating design companies based on design export services for global electronic components and products.

- Existence of research bodies such as the Electronics Research Institute that have invested in laboratory equipment and design and manufacture research samples of printed circuits, as well as the presence of private sector companies also in the field of circuit design and semiconductors
- Egypt imported PCB circuits from 2016 to 2020, with a value of approximately 60 million USD.

Potential Export Market:

- Middle East and Gulf Region
- Asian Countries "Final products"
- African Countries "Final products"
- Europe countries

References:

Trade Map Website 2021 – reportlinker

"This investment opportunity should be further verified by a detailed feasibility study"